



US00D461202S

(12) **United States Design Patent** (10) **Patent No.:** **US D461,202 S**
Chiang (45) **Date of Patent:** **** Aug. 6, 2002**

(54) **SWIMMING GOGGLE**

OTHER PUBLICATIONS

(76) Inventor: **Herman Chiang**, 11F-2. No 634-9
Ching-Ping Rd., Chung-Ho City Taipei
Hsien (TW)

Skin Diver, P 3, Mar. 1986.*
Accessories Catalog, P 29, 1975.*

(**) Term: **14 Years**

* cited by examiner

(21) Appl. No.: **29/149,068**

Primary Examiner—Raphael Barkai
(74) *Attorney, Agent, or Firm*—Pro-Techtor International
Services

(22) Filed: **Oct. 1, 2001**

(57) **CLAIM**

(51) **LOC (7) Cl.** **16-06**

The ornamental design for a swimming goggle, as show and
described.

(52) **U.S. Cl.** **D16/311; D16/303**

(58) **Field of Search** D16/101, 300-330;
D29/109, 110; 351/41, 44, 51, 52, 158;
2/426, 428, 432, 440-444, 452, 446, 447

DESCRIPTION

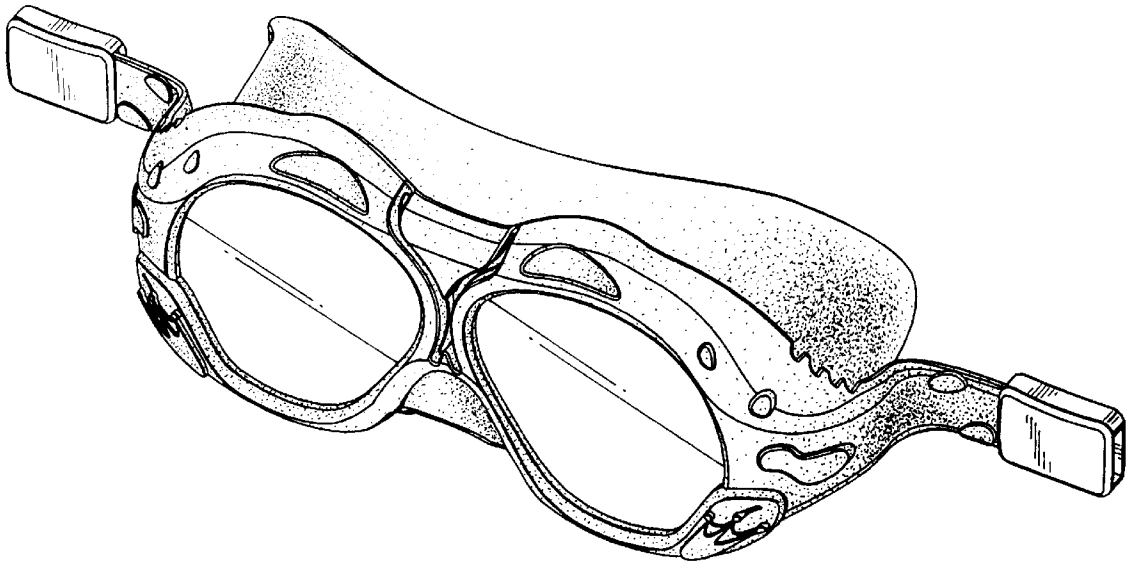
(56) **References Cited**

FIG. 1 is a top, left, front, perspective view of a swimming
goggle showing my new design;
FIG. 2 is a front elevational view thereof;
FIG. 3 is a rear elevational view thereof;
FIG. 4 is a left elevational view thereof;
FIG. 5 is a right elevational view thereof;
FIG. 6 is a top plan view thereof; and
FIG. 7 is a bottom plan view thereof; and,
FIG. 8 is an illustration of applying the present invention.
The broken lines shown in FIG. 8 are for illustrative
purposes only and form no part of the claimed design.

U.S. PATENT DOCUMENTS

| | | | | | |
|-----------|---|---|---------|---------------|---------|
| 4,989,274 | A | * | 2/1991 | Patelski, III | 2/428 |
| 5,608,920 | A | * | 3/1997 | Oliver et al. | 2/428 |
| D385,574 | S | * | 10/1997 | Fireman | D16/311 |
| 5,829,064 | A | * | 11/1998 | Huang | 2/452 |
| 5,963,295 | A | * | 10/1999 | Pernicka | 2/442 |
| D423,547 | S | * | 4/2000 | Hottenroth | D16/303 |
| D434,061 | S | * | 11/2000 | Chiang | D16/311 |
| D436,366 | S | * | 1/2001 | Godoy | D16/303 |

1 Claim, 7 Drawing Sheets



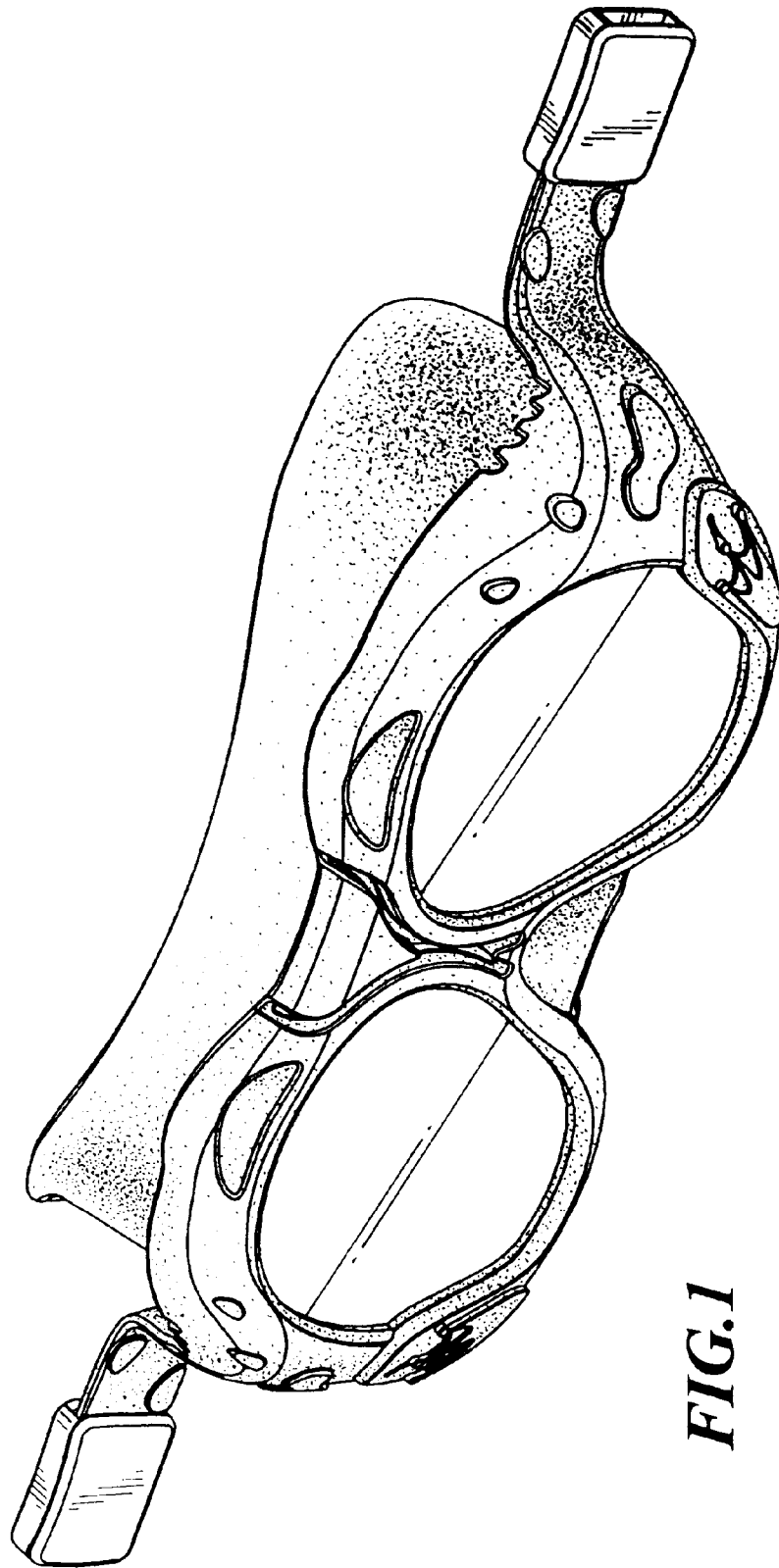


FIG. 1

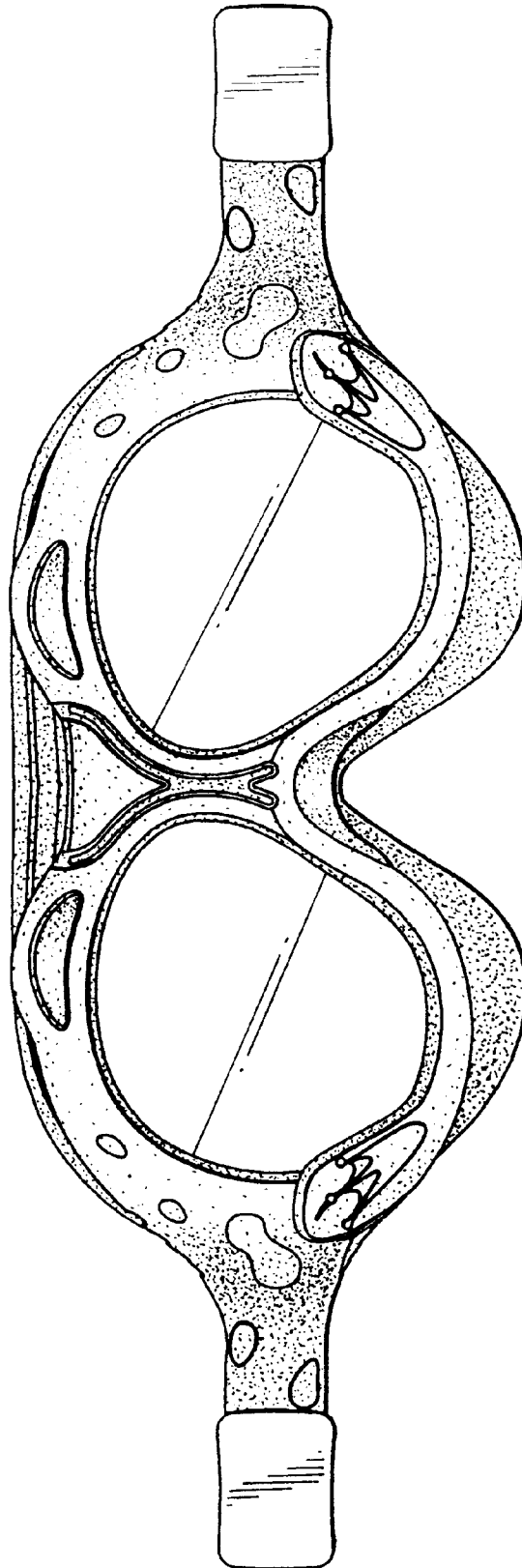


FIG. 2

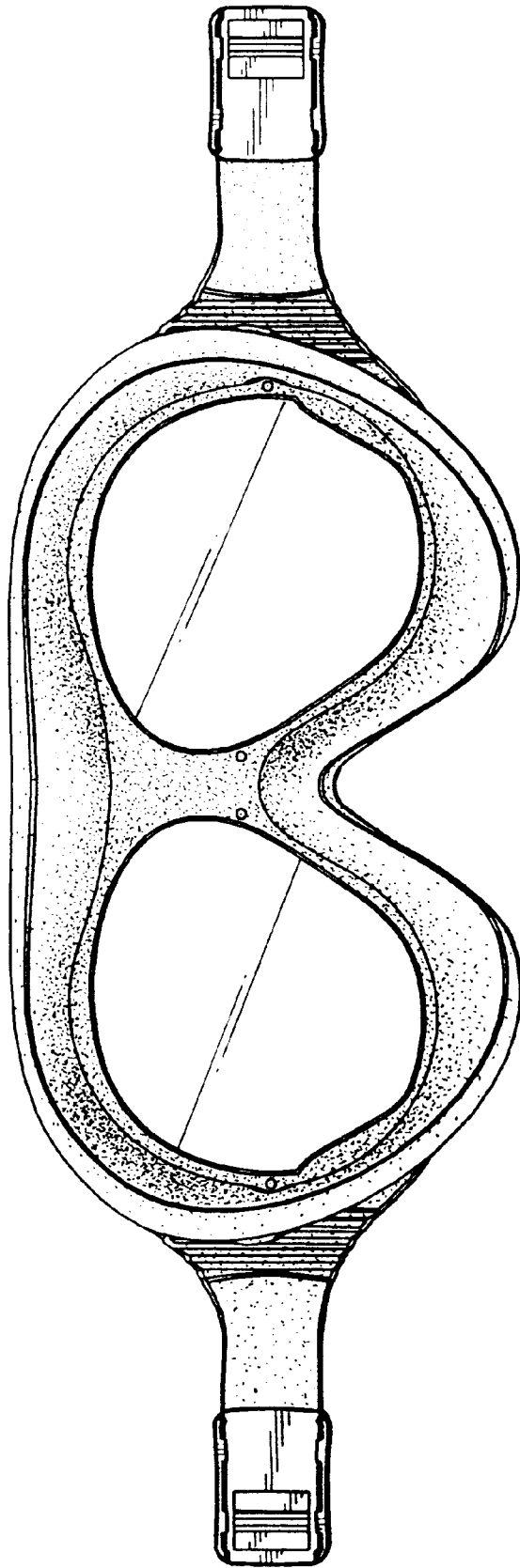


FIG.3

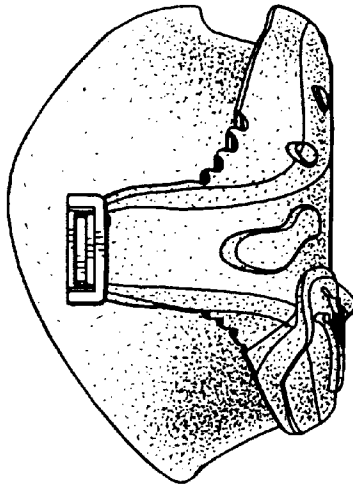


FIG. 4

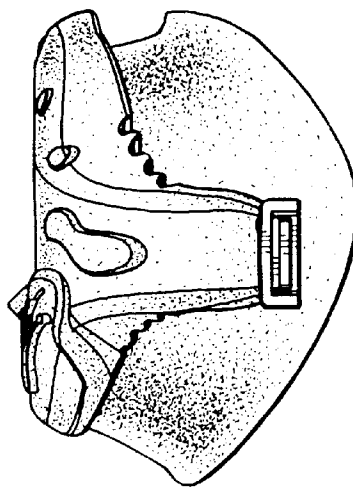


FIG. 5

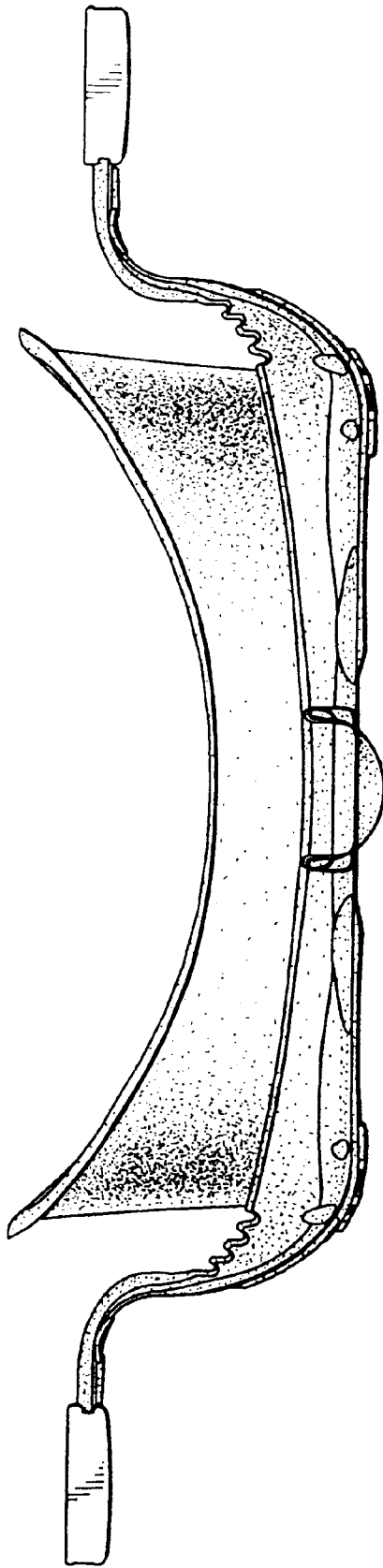


FIG. 6

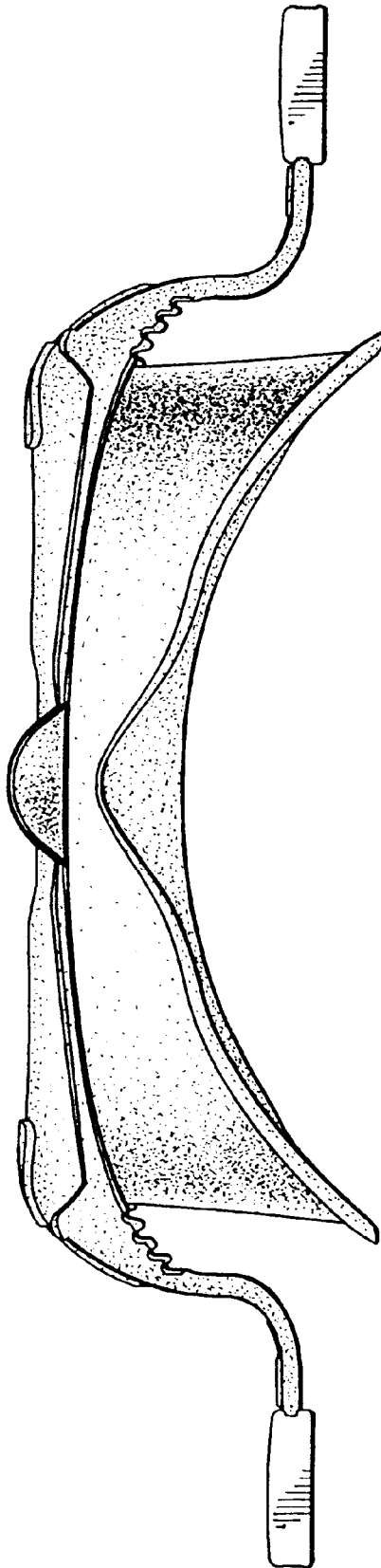


FIG. 7

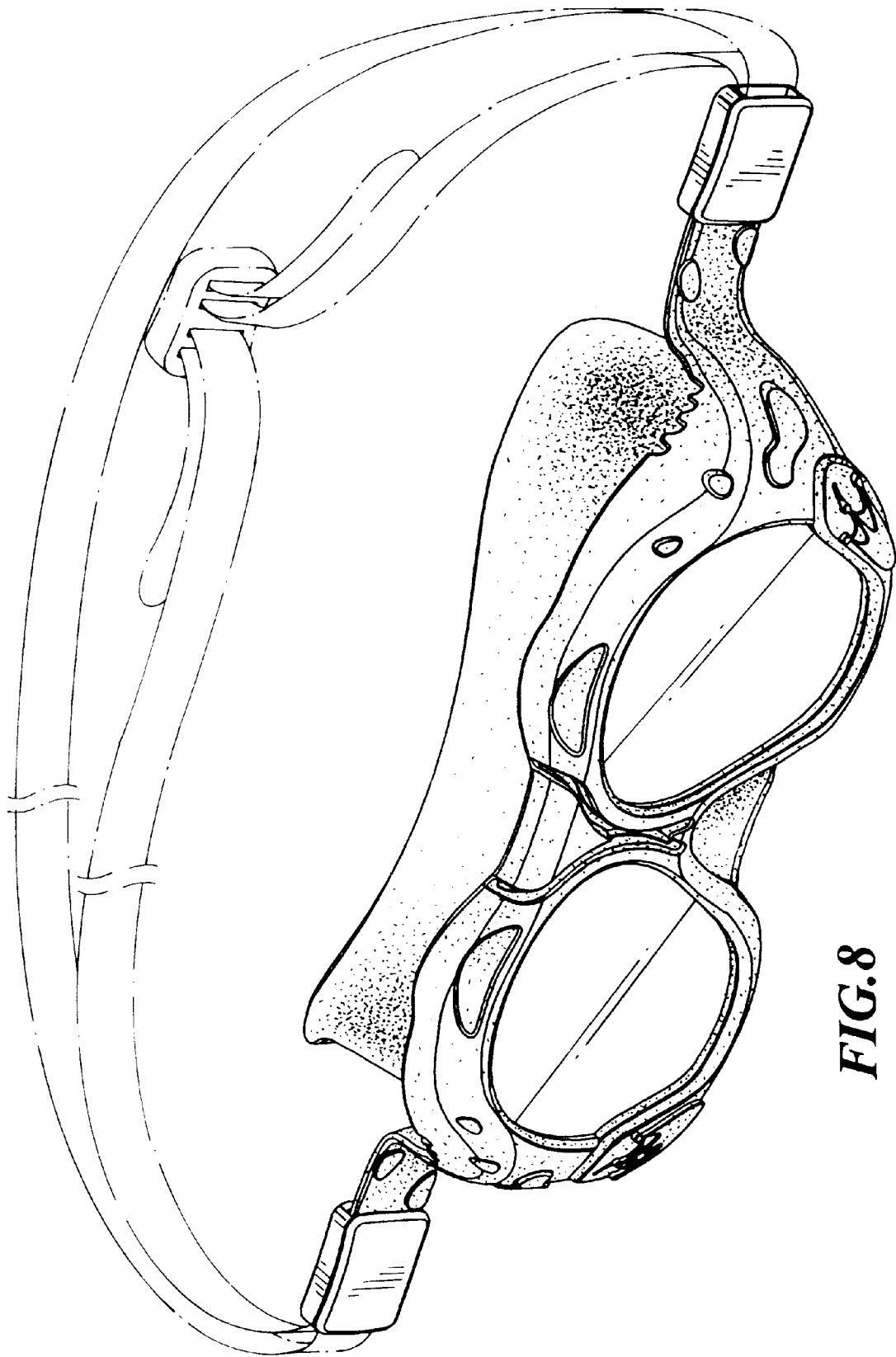


FIG. 8