

(19) **DANMARK**

(10) **DK/EP 2944695 T3**



(12)

Oversættelse af
europæisk patentskrift

Patent- og
Varemærkestyrelsen

-
- (51) Int.Cl.: **C 12 N 15/82 (2006.01)** **A 01 N 57/20 (2006.01)** **C 07 K 14/415 (2006.01)**
C 12 N 7/06 (2006.01) **C 12 N 9/10 (2006.01)**
- (45) Oversættelsen bekendtgjort den: **2017-05-15**
- (80) Dato for Den Europæiske Patentmyndigheds bekendtgørelse om meddelelse af patentet: **2017-02-15**
- (86) Europæisk ansøgning nr.: **15169140.9**
- (86) Europæisk indleveringsdag: **2000-12-12**
- (87) Den europæiske ansøgnings publiceringsdag: **2015-11-18**
- (30) Prioritet: **1999-12-16 US 171173 P**
- (62) Stamansøgningsnr: **05111039.3**
- (84) Designerede stater: **AT BE CH CY DE DK ES FI FR GB GR IE IT LI LU MC NL PT SE TR**
- (73) Patenthaver: **Monsanto Technology LLC, 800 North Lindbergh Blvd., St. Louis, MO 63167, USA**
- (72) Opfinder: **Fincher, Karen L., 4654 Fox Creek Road, Pacific, MO 63069, USA**
FLASINSKI, Stanislaw, 2325 Laurenwood Drive, Chesterfield, MO 63017, USA
Wilkinson, Jack Q., 19 Birch Street, Redwood City, CA 94062, USA
- (74) Fuldmægtig i Danmark: **Zacco Denmark A/S, Arne Jacobsens Allé 15, 2300 København S, Danmark**
- (54) Benævnelse: **HIDTIL UKENDTE PLANTE-EKSPRESSIONSKONSTRUKTER**
- (56) Fremdragne publikationer:
WO-A1-92/00377
AXELOS M ET AL: "THE GENE FAMILY ENCODING THE ARABIDOPSIS-THALIANA TRANSLATION ELONGATION FACTOR EF-1-ALPHA MOLECULAR CLONING CHARACTERIZATION AND EXPRESSION", MOLECULAR AND GENERAL GENETICS, SPRINGER VERLAG, BERLIN, DE, vol. 219, no. 1/2, 1 October 1989 (1989-10-01), pages 106-112, XP008115699, ISSN: 0026-8925

DESCRIPTION

FIELD OF THE INVENTION

[0001] The present invention relates to the isolation and use of nucleic acid molecules for control of gene expression in plants, specifically novel plant promoters.

BACKGROUND OF THE INVENTION

[0002] One of the goals of plant genetic engineering is to produce plants with agronomically important characteristics or traits. Recent advances in genetic engineering have provided the requisite tools to produce transgenic plants that contain and express foreign genes (Kahl et al., World J. of Microbiol. Biotech. 11:449-460, 1995). Particularly desirable traits or qualities of interest for plant genetic engineering would include but are not limited to resistance to insects, fungal diseases, and other pests and disease-causing agents, tolerances to herbicides, enhanced stability or shelf-life, yield, environmental tolerances, and nutritional enhancements. The technological advances in plant transformation and regeneration have enabled researchers to take exogenous DNA, such as a gene or genes from a heterologous or a native source, and incorporate the exogenous DNA into the plant's genome. In one approach, expression of a novel gene that is not normally expressed in a particular plant or plant tissue may confer a desired phenotypic effect. In another approach, transcription of a gene or part of a gene in an antisense orientation may produce a desirable effect by preventing or inhibiting expression of an endogenous gene.

[0003] In order to produce a transgenic plant, a construct that includes a heterologous gene sequence that confers a desired phenotype when expressed in the plant is introduced into a plant cell. The construct also includes a plant promoter that is operably linked to the heterologous gene sequence, often a promoter not normally associated with the heterologous gene. The construct is then introduced into a plant cell to produce a transformed plant cell, and the transformed plant cell is regenerated into a transgenic plant. The promoter controls expression of the introduced DNA sequence to which the promoter is operably linked and thus affects the desired characteristic conferred by the DNA sequence. For example, WO92/00377 discloses plants expressing structural DNA sequences, in particular glyphosate oxidoreductase, under the control of a FMV promoter.

[0004] It would be advantageous to have a variety of promoters to tailor gene expression such that a gene or gene(s) is transcribed efficiently at the right time during plant growth and development, in the optimal location in the plant, and in the amount necessary to produce the desired effect. For example, constitutive expression of a gene product may be beneficial in one location of the plant but less beneficial in another part of the plant. In other cases, it may be beneficial to have a gene product produced at a certain developmental stage of the plant or in response to certain environmental or chemical stimuli. The commercial development of genetically improved germplasm has also advanced to the stage of introducing multiple traits into crop plants, often referred to as a gene stacking approach. In this approach, multiple genes conferring different characteristics of interest can be introduced into a plant. It is important when introducing multiple genes into a plant that each gene is modulated or controlled for optimal expression and that the regulatory elements are diverse in order to reduce the potential of gene silencing. In light of these and other considerations, it is apparent that optimal control of gene expression and regulatory element diversity are important in plant biotechnology.

SUMMARY OF THE INVENTION

[0005] The present invention relates to a method of producing a plant expressing a structural DNA sequence, the method comprising:

1. (1) providing a DNA construct comprising a promoter that is functional in a plant cell, the promoter comprising SEQ ID NO:28; a structural DNA sequence; and a 3' non-translated region that functions to cause the addition of polyadenylated nucleotides to the 3' end of the RNA sequence; wherein the structural gene is operably linked to the promoter and the 3' non-translated region, and the promoter is heterologous with respect to the structural DNA sequence;
2. (2) introducing the DNA construct into a plant cell; and
3. (3) regenerating the plant cell to produce the plant such that the structural DNA sequence is expressible in the plant.

[0006] The invention further provides a transgenic crop plant comprising a DNA construct comprising the chimeric promoter DNA sequence of SEQ ID NO:28 and a 3' non-translated region that functions in plants to cause the addition of polyadenylated nucleotides to the 3' end of the RNA sequence; wherein the structural gene is operably linked to the chimeric promoter and the 3' non-translated region, and the chimeric promoter DNA sequence is heterologous with respect to the structural DNA sequence. The transgenic crop plant can be a monocot or a dicot crop species, for example alfalfa, broccoli, cabbage, canola, cauliflower, corn, cotton, cranberry, cucumber, lettuce, pea, poplar, pine, potato, onion, rice, raspberry, soybean, sugarcane, sugarbeet, sunflower, tomato, or wheat.

BRIEF DESCRIPTION OF THE DRAWINGS

[0007]

Figure 1 is a plasmid map of pCGN8086

Figure 2 is a plasmid map of pMON45325

Figure 3 is a plasmid map of pMON45331

Figure 4 is a plasmid map of pMON45332

Figure 5 is a plasmid map of pCGN9190

Figure 6 is a plasmid map of pCGN9153

Figure 7 is a plasmid map of pCGN8099

Figure 8 is a plasmid map of pCGN8088

Figure 9 is a plasmid map of pCGN8068

Figure 10 is a plasmid map of pCGN8096

Figure 11 is a plasmid map of pCGN9151

Figure 12 is a plasmid map of pMON10156

Figure 13 is a plasmid map of pMON52059

Figure 14 is a plasmid map of pMON54952

Figure 15 is a plasmid map of pMON54953

Figure 16 is a plasmid map of pMON54954

Figure 17 is a plasmid map of pMON54955

Figure 18 is a plasmid map of pMON54956

BRIEF DESCRIPTION OF THE SEQUENCE LISTING

[0008]

SEQ ID NO:1 is the forward PCR primer used for the isolation of the Act2 promoter

SEQ ID NO:2 is the reverse PCR primer used for the isolation of the Act2 promoter

SEQ ID NO:3 is the forward PCR primer used for the isolation of the Act8 promoter

SEQ ID NO:4 is the reverse PCR primer used for the isolation of the Act8 promoter

SEQ ID NO:5 is the forward PCR primer used for the isolation of the Act11 promoter

SEQ ID NO:6 is the reverse PCR primer used for the isolation of the Act11 promoter

SEQ ID NO:7 is the forward PCR primer used for the isolation of the EF1 promoter

SEQ ID NO:8 is the reverse PCR primer used for the isolation of the EF1 promoter

SEQ ID NO:9 is the sequence of the Act2 promoter including the intron sequence of the Act2 gene. Base positions 1 - 764 represent the promoter sequence; base positions 765-1215 represent the intron followed by 5 bases of 5' untranslated region (5' UTR) prior to the ATG; the transcription start site is located at base position 597.

SEQ ID NO:10 is the sequence of the Act8 promoter including the first intron of the Act8 gene. Base positions 1-797 represent the promoter sequence; base positions 798-1259 represent the intron followed by 10 bases of 5' UTR prior to the ATG; the transcription start site is located at base position 646.

SEQ ID NO:11 is the sequence of the Act11 promoter including the first intron of the Act11 gene. Base positions 1-1218 represent the promoter sequence; base positions 1219-1381 represent the intron followed by 10 bases of 5' UTR prior to the ATG; the transcription start site is located at base position 1062.

SEQ ID NO:12 is the sequence of the EF1 promoter including the first intron of the EF1 gene. Base positions 1-536 represent the promoter sequence; base positions 537-1137 represent the intron followed by 22 bases of 5' UTR prior to the ATG; the transcription start site is located at base position 481.

SEQ ID NO: 13 is the forward PCR primer used for the isolation of the Act1a promoter

SEQ ID NO:14 is the forward PCR primer used for the isolation of the Act1b promoter

SEQ ID NO:15 is the reverse PCR primer used for the isolation of the Act1a and Act1b promoter

SEQ ID NO:16 is the forward PCR primer used for the isolation of the Act3 promoter

SEQ ID NO: 17 is the reverse PCR primer used for the isolation of the Act3 promoter

SEQ ID NO:18 is the forward PCR primer used for the isolation of the Act7 promoter

SEQ ID NO: 19 is the reverse PCR primer used for the isolation of the Act7 promoter

SEQ ID NO:20 is the forward PCR primer used for the isolation of the Act12 promoter

SEQ ID NO:21 is the reverse PCR primer used for the isolation of the Act12 promoter

SEQ ID NO:22 is the sequence of the Act1a promoter including the first intron of the Act1a gene. Base positions 1-1033 represent the promoter sequence; base positions 1034-1578 represent the intron and 5' UTR.

SEQ ID NO:23 is the sequence of the Act1b promoter including the first intron of the Act1b gene. Base positions 1-914 represent the promoter sequence; base positions 915-1468 represent the intron and 5' UTR sequence.

SEQ ID NO:24 is the sequence of the Act3 promoter including the first intron of the Act3 gene. Base positions 1-1023 represent the promoter sequence; base positions 1024-1642 represent the intron and 5' UTR sequence.

SEQ ID NO:25 is the sequence of the Act7 promoter including the first intron of the Act7 gene. Base positions 1-600 represent the promoter sequence; base positions 601-1241 represent the intron and 5' UTR sequence.

SEQ ID NO:26 is the sequence of the Act12 promoter including the first intron of the Act12 gene. Base positions 1-1017 represent the promoter sequence; base positions 1018-1313 represent the intron and 5' UTR sequence.

SEQ ID NO:27 is the sequence of the chimeric FMV-Act11 promoter including the first intron of the Act11 gene. Base positions 1-536 represent the duplicated FMV promoter sequence; base positions 553-1946 represent the *Arabidopsis* Actin 11 promoter, intron and 5' UTR sequence. SEQ ID NO:28 is the sequence of the chimeric FMV-EF1 α promoter including the first intron of the EF1 α gene. Base positions 1-536 present the FMV promoter sequence; base positions 553-1695 represent the EF1 α promoter, intron and 5' UTR sequence.

SEQ ID NO:29 is the sequence of the CaMV-Act8 promoter including the first intron of the Act8 gene. Base positions 1-523 present the CaMV promoter sequence; base positions 534-1800 represent the Act8 promoter, intron and 5' UTR sequence.

SEQ ID NO:30 is the sequence of the CaMV-Act2 promoter including the first intron of the Act2 gene. Base positions 1-523

represent the CaMV promoter sequence; base positions 534-1742 represent the Act2 promoter, intron and 5' UTR sequence.

DETAILED DESCRIPTION OF THE INVENTION

[0009] This application claims the benefit of U.S. Provisional Application No. 60/171,173, filed 12/16/99. The following definitions and methods are provided to better define, and to guide those of ordinary skill in the art in the practice of, the present invention. Unless otherwise noted, terms are to be understood according to conventional usage by those of ordinary skill in the relevant art. The nomenclature for DNA bases as set forth at 37 CFR § 1.822 is used. The standard one- and three-letter nomenclature for amino acid residues is used.

[0010] "Nucleic acid (sequence)" or "polynucleotide (sequence)" refers to single- or double-stranded DNA or RNA of genomic or synthetic origin, i.e., a polymer of deoxyribonucleotide or ribonucleotide bases, respectively, read from the 5' (upstream) end to the 3' (downstream) end. The nucleic acid can represent the sense or complementary (antisense) strand.

[0011] "Native" refers to a naturally occurring ("wild-type") nucleic acid sequence.

[0012] "Heterologous" sequence refers to a sequence which originates from a foreign source or species or, if from the same source, is modified from its original form.

[0013] An "isolated" nucleic acid sequence is substantially separated or purified away from other nucleic acid sequences with which the nucleic acid is normally associated in the cell of the organism in which the nucleic acid naturally occurs, i.e., other chromosomal or extrachromosomal DNA. The term embraces nucleic acids that are biochemically purified so as to substantially remove contaminating nucleic acids and other cellular components. The term also embraces recombinant nucleic acids and chemically synthesized nucleic acids.

[0014] The term "substantially purified", as used herein, refers to a molecule separated from other molecules normally associated with it in its native state. More preferably, a substantially purified molecule is the predominant species present in a preparation. A substantially purified molecule may be greater than 60% free, preferably 75% free, more preferably 90% free from the other molecules (exclusive of solvent) present in the natural mixture. The term "substantially purified" is not intended to encompass molecules present in their native state.

[0015] A first nucleic acid sequence displays "substantial identity" to a reference nucleic acid sequence if, when optimally aligned (with appropriate nucleotide insertions or deletions totaling less than 20 percent of the reference sequence over the window of comparison) with the other nucleic acid (or its complementary strand), there is at least about 75% nucleotide sequence identity, preferably at least about 80% identity, more preferably at least about 85% identity, and most preferably at least about 90% identity over a comparison window of at least 20 nucleotide positions, preferably at least 50 nucleotide positions, more preferably at least 100 nucleotide positions, and most preferably over the entire length of the first nucleic acid. Optimal alignment of sequences for aligning a comparison window may be conducted by the local homology algorithm of Smith and Waterman, *Adv. Appl. Math.* 2:482, 1981; by the homology alignment algorithm of Needleman and Wunsch, *J. Mol. Biol.* 48:443, 1970; by the search for similarity method of Pearson and Lipman, *Proc. Natl. Acad. Sci. USA* 85:2444, 1988; preferably by computerized implementations of these algorithms (GAP, BESTFIT, FASTA, and TFASTA) in the Wisconsin Genetics Software Package Release 7.0, Genetics Computer Group, 575 Science Dr., Madison, WI. The reference nucleic acid may be a full-length molecule or a portion of a longer molecule. Alternatively, two nucleic acids are have substantial identity if one hybridizes to the other under stringent conditions, as defined below.

[0016] A first nucleic acid sequence is "operably linked" with a second nucleic acid sequence when the sequences are so arranged that the first nucleic acid sequence affects the function of the second nucleic-acid sequence. Preferably, the two sequences are part of a single contiguous nucleic acid molecule and more preferably are adjacent. For example, a promoter is operably linked to a gene if the promoter regulates or mediates transcription of the gene in a cell.

[0017] A "recombinant" nucleic acid is made by an artificial combination of two otherwise separated segments of sequence, e.g., by chemical synthesis or by the manipulation of isolated segments of nucleic acids by genetic engineering techniques. Techniques for nucleic-acid manipulation are well-known (see for example Sambrook et al., *Molecular Cloning: A Laboratory Manual*, Cold Spring Harbor Press, 1989; Mailga et al., *Methods in Plant Molecular Biology*, Cold Spring Harbor Press, 1995; Birren et al., *Genome Analysis: volume 1, Analyzing DNA*, (1997), volume 2, *Detecting Genes*, (1998), volume 3, *Cloning*

Systems, (1999) volume 4, Mapping Genomes, (1999), Cold Spring Harbor, New York).

[0018] Methods for chemical synthesis of nucleic acids are discussed, for example, in Beaucage and Carruthers, Tetra. Letts. 22:1859-1862, 1981, and Matteucci et al., J. Am. Chem. Soc. 103:3185, 1981. Chemical synthesis of nucleic acids can be performed, for example, on commercial automated oligonucleotide synthesizers.

[0019] A "synthetic nucleic acid sequence" can be designed and chemically synthesized for enhanced expression in particular host cells and for the purposes of cloning into appropriate constructs. Host cells often display a preferred pattern of codon usage (Murray et al., 1989). Synthetic DNAs designed to enhance expression in a particular host should therefore reflect the pattern of codon usage in the host cell. Computer programs are available for these purposes including but not limited to the "BestFit" or "Gap" programs of the Sequence Analysis Software Package, Genetics Computer Group, Inc., University of Wisconsin Biotechnology Center, Madison, WI 53711.

[0020] "Amplification" of nucleic acids or "nucleic acid reproduction" refers to the production of additional copies of a nucleic acid sequence and is carried out using polymerase chain reaction (PCR) technologies. A variety of amplification methods are known in the art and are described, *inter alia*, in U.S. Patent Nos. 4,683,195 and 4,683,202 and in PCR Protocols: A Guide to Methods and Applications, ed. Innis et al., Academic Press, San Diego, 1990. In PCR, a primer refers to a short oligonucleotide of defined sequence which is annealed to a DNA template to initiate the polymerase chain reaction.

[0021] "Transformed", "transfected", or "transgenic" refers to a cell, tissue, organ, or organism into which has been introduced a foreign nucleic acid, such as a recombinant construct. Preferably, the introduced nucleic acid is integrated into the genomic DNA of the recipient cell, tissue, organ or organism such that the introduced nucleic acid is inherited by subsequent progeny. A "transgenic" or "transformed" cell or organism also includes progeny of the cell or organism and progeny produced from a breeding program employing such a "transgenic" plant as a parent in a cross and exhibiting an altered phenotype resulting from the presence of a recombinant construct or construct.

[0022] The term "gene" refers to chromosomal DNA, plasmid DNA, cDNA, synthetic DNA, or other DNA that encodes a peptide, polypeptide, protein, or RNA molecule, and regions flanking the coding sequence involved in the regulation of expression. Some genes can be transcribed into mRNA and translated into polypeptides (structural genes); other genes can be transcribed into RNA (e.g. rRNA, tRNA); and other types of gene function as regulators of expression (regulator genes).

[0023] "Expression" of a gene refers to the transcription of a gene to produce the corresponding mRNA and translation of this mRNA to produce the corresponding gene product, i.e., a peptide, polypeptide, or protein. Gene expression is controlled or modulated by regulatory elements including 5' regulatory elements such as promoters.

[0024] "Genetic component" refers to any nucleic acid sequence or genetic element which may also be a component or part of an expression construct. Examples of genetic components include, but are not limited to promoter regions, 5' untranslated leaders, introns, genes, 3' untranslated regions, and other regulatory sequences or sequences which affect transcription or translation of one or more nucleic acid sequences.

[0025] The terms "recombinant DNA construct", "recombinant construct", "expression construct" or "expression cassette" refer to any agent such as a plasmid, cosmid, virus, BAC (bacterial artificial chromosome), autonomously replicating sequence, phage, or linear or circular single-stranded or double-stranded DNA or RNA nucleotide sequence, derived from any source, capable of genomic integration or autonomous replication, comprising a DNA molecule in which one or more DNA sequences have been linked in a functionally operative manner using well-known recombinant DNA techniques.

[0026] "Complementary" refers to the natural association of nucleic acid sequences by base-pairing (A-G-T pairs with the complementary sequence T-C-A). Complementarity between two single-stranded molecules may be partial, if only some of the nucleic acids pair are complementary; or complete, if all bases pair are complementary. The degree of complementarity affects the efficiency and strength of hybridization and amplification reactions.

[0027] "Homology" refers to the level of similarity between nucleic acid or amino acid sequences in terms of percent nucleotide or amino acid positional identity, respectively, i.e., sequence similarity or identity. Homology also refers to the concept of similar functional properties among different nucleic acids or proteins.

[0028] "Promoter" refers to a nucleic acid sequence located upstream or 5' to a translational start codon of an open reading frame (or protein-coding region) of a gene and that is involved in recognition and binding of RNA polymerase II and other proteins

(trans-acting transcription factors) to initiate transcription. A "plant promoter" is a native or non-native promoter that is functional in plant cells. Constitutive promoters are functional in most or all tissues of a plant throughout plant development. Tissue-, organ- or cell-specific promoters are expressed only or predominantly in a particular tissue, organ, or cell type, respectively. Rather than being expressed "specifically" in a given tissue, organ, or cell type, a promoter may display "enhanced" expression, i.e., a higher level of expression, in one part (e.g., cell type, tissue, or organ) of the plant compared to other parts of the plant. Temporally regulated promoters are functional only or predominantly during certain periods of plant development or at certain times of day, as in the case of genes associated with circadian rhythm, for example. Inducible promoters selectively express an operably linked DNA sequence in response to the presence of an endogenous or exogenous stimulus, for example by chemical compounds (chemical inducers) or in response to environmental, hormonal, chemical, and/or developmental signals. Inducible or regulated promoters include, for example, promoters regulated by light, heat, stress, flooding or drought, phytohormones, wounding, or chemicals such as ethanol, jasmonate, salicylic acid, or safeners.

[0029] Any plant promoter can be used as a 5' regulatory sequence for modulating expression of a particular gene or genes. One preferred promoter would be a plant RNA polymerase II promoter. Plant RNA polymerase II promoters, like those of other higher eukaryotes, have complex structures and are comprised of several distinct elements. One such element is the TATA box or Goldberg-Hogness box, which is required for correct expression of eukaryotic genes *in vitro* and accurate, efficient initiation of transcription *in vivo*. The TATA box is typically positioned at approximately -25 to -35, that is, at 25 to 35 basepairs (bp) upstream (5') of the transcription initiation site, or cap site, which is defined as position +1 (Breathnach and Chambon, *Ann. Rev. Biochem.* 50:349-383, 1981; Messing et al., In: *Genetic Engineering of Plants*, Kosuge et al., eds., pp. 211-227, 1983). Another common element, the CCAAT box, is located between -70 and -100 bp. In plants, the CCAAT box may have a different consensus sequence than the functionally analogous sequence of mammalian promoters (the plant analogue has been termed the "AGGA box" to differentiate it from its animal counterpart; Messing et al., In: *Genetic Engineering of Plants*, Kosuge et al., eds., pp. 211-227, 1983). In addition, virtually all promoters include additional upstream activating sequences or enhancers (Benoist and Chambon, *Nature* 290:304-310, 1981; Gruss et al., *Proc. Nat. Acad. Sci. USA* 78:943-947, 1981; and Khoury and Gruss, *Cell* 27:313-314, 1983) extending from around -100 bp to -1,000 bp or more upstream of the transcription initiation site.

[0030] When fused to heterologous DNA sequences, such promoters typically cause the fused sequence to be transcribed in a manner that is similar to that of the gene sequence with which the promoter is normally associated. Promoter fragments that include regulatory sequences can be added (for example, fused to the 5' end of, or inserted within, an active promoter having its own partial or complete regulatory sequences (Fluhr et al., *Science* 232:1106-1112, 1986; Ellis et al., *EMBO J.* 6:11-16, 1987; Strittmatter and Chua, *Proc. Nat. Acad. Sci. USA* 84:8986-8990, 1987; Poulsen and Chua, *Mol. Gen. Genet.* 214:16-23, 1988; Comai et al., *Plant Mol. Biol.* 15:373-381, 1991). Alternatively, heterologous regulatory sequences can be added to the 5' upstream region of an inactive, truncated promoter, e.g., a promoter including only the core TATA and, sometimes, the CCAAT elements (Fluhr et al., *Science* 232:1106-1112, 1986; Strittmatter and Chua, *Proc. Nat. Acad. Sci. USA* 84:8986-8990, 1987; Aryan et al., *Mol. Gen. Genet.* 225:65-71, 1991).

[0031] Promoters are typically comprised of multiple distinct "*cis*-acting transcriptional regulatory elements," or simply "*cis*-elements," each of which confers a different aspect of the overall control of gene expression (Strittmatter and Chua, *Proc. Nat. Acad. Sci. USA* 84:8986-8990, 1987; Ellis et al., *EMBO J.* 6:11-16, 1987; Benfey et al., *EMBO J.* 9:1677-1684, 1990). "*Cis* elements" bind *trans*-acting protein factors that regulate transcription. Some *cis* elements bind more than one factor, and *trans*-acting transcription factors may interact with different affinities with more than one *cis* element (Johnson and McKnight, *Ann. Rev. Biochem.* 58:799-839, 1989). Plant transcription factors, corresponding *cis* elements, and analysis of their interaction are discussed, for example, In: Martin, *Curr. Opinions Biotech.* 7:130-138, 1996; Murai, In: *Methods in Plant Biochemistry and Molecular Biology*, Dashek, ed., CRC Press, 1997, pp. 397-422; and *Methods in Plant Molecular Biology*, Maliga et al., eds., Cold Spring Harbor Press, 1995, pp. 233-300. The promoter sequences of the present invention can contain "*cis* elements" that confer or modulate gene expression.

[0032] *Cis* elements can be identified by a number of techniques, including deletion analysis, i.e., deleting one or more nucleotides from the 5' end or internal to a promoter; DNA binding protein analysis using Dnase I footprinting, methylation interference, electrophoresis mobility-shift assays, *in vivo* genomic footprinting by ligation-mediated PCR and other conventional assays; or by sequence similarity with known *cis* element motifs by conventional sequence comparison methods. The fine structure of a *cis* element can be further studied by mutagenesis (or substitution) of one or more nucleotides of the element or by other conventional methods (see for example, *Methods in Plant Biochemistry and Molecular Biology*, Dashek, ed., CRC Press, 1997, pp. 397-422; and *Methods in Plant Molecular Biology*, Maliga et al., eds., Cold Spring Harbor Press, 1995, pp. 233-300).

[0033] *Cis* elements can be obtained by chemical synthesis or by cloning from promoters that include such elements. *Cis* elements can also be synthesized with additional flanking sequences that contain useful restriction enzyme sites to facilitate subsequence manipulation. In one embodiment, the promoters are comprised of multiple distinct "*cis*-elements". In a preferred

embodiment sequence regions comprising "*cis* elements" of the nucleic acid sequences of SEQ ID NO:9, SEQ ID NO:10, SEQ ID NO:11, SEQ ID NO:12, SEQ ID NO:22, SEQ ID NO:23, SEQ ID NO:24, SEQ ID NO:25, and SEQ ID NO:26 are identified using computer programs including, but not limited to MEME or SIGNALSCAN that are designed specifically to identify *cis* elements, or domains or motifs within sequences.

[0034] The present invention includes fragments or *cis* elements of SEQ ID NO:9, SEQ ID NO:10, SEQ ID NO:11, SEQ ID NO:12, SEQ ID NO:22, SEQ ID NO:23, SEQ ID NO:24, SEQ ID NO:25, and SEQ ID NO:26 or homologues of *cis* elements known to effect gene regulation that show homology with the nucleic acid sequences of the present invention. Such nucleic acid fragments can include any region of the disclosed sequences. The promoter regions or partial promoter regions of the present invention as shown in SEQ ID NO:9, SEQ ID NO:10, SEQ ID NO:11, SEQ ID NO:12, SEQ ID NO:22, SEQ ID NO:23, SEQ ID NO:24, SEQ ID NO:25, and SEQ ID NO:26 can contain at least one regulatory element including, but not limited to "*cis* elements" or domains that are capable of regulating expression of operably linked DNA sequences, such as in male reproductive tissues.

[0035] Plant promoters can also include promoters produced through the manipulation of known promoters to produce synthetic, chimeric, or hybrid promoters. Such promoters can also combine *cis* elements from one or more promoters, for example, by adding a heterologous regulatory sequence to an active promoter with its own partial or complete regulatory sequences (Ellis et al., EMBO J. 6:11-16, 1987; Strittmatter and Chua, Proc. Nat. Acad. Sci. USA 84:8986-8990, 1987; Poulsen and Chua, Mol. Gen. Genet. 214:16-23, 1988; Comai et al., Plant. Mol. Biol. 15:373-381, 1991). Chimeric promoters have also been developed by adding a heterologous regulatory sequence to the 5' upstream region of an inactive, truncated promoter, i.e., a promoter that includes only the core TATA and, optionally, the CCAAT elements (Fluhr et al., Science 232:1106-1112, 1986; Strittmatter and Chua, Proc. Nat. Acad. Sci. USA 84:8986-8990, 1987; Aryan et al., Mol. Gen. Genet. 225:65-71, 1991).

[0036] Chimeric or hybrid promoters according to the present invention may include at least one known *cis* element such as elements that are regulated by numerous environmental factors such as light, heat, or stress; elements that are regulated or induced by pathogens or chemicals, and the like. Such elements may either positively or negatively regulate gene expression, depending on the conditions. Examples of *cis* elements include, but are not limited to oxygen responsive elements (Cowen et al., J. Biol. Chem. 268(36):26904, 1993), light regulatory elements (see for example, Bruce and Quail, Plant Cell 2: 1081, 1990, and Bruce et al., EMBO J. 10:3015, 1991, a *cis* element responsive to methyl jasmonate treatment (Beaudoin and Rothstein, Plant Mol. Biol. 33:835, 1997, salicylic acid-responsive elements (Strange et al., Plant J. 11:1315, 1997, heat shock response elements (Pelham et al., Trends Genet. 1:31, 1985, elements responsive to wounding and abiotic stress (Loace et al., Proc. Natl. Acad. Sci. U. S. A. 89:9230, 1992; Mhiri et al., Plant Mol. Biol. 33:257, 1997), cold-responsive elements (Baker et al., Plant Mol. Biol. 24:701, 1994; Jiang et al., Plant Mol. Biol. 30:679, 1996; Nordin et al., Plant Mol. Biol. 21:641, 1993; Zhou et al., J. Biol. Chem. 267:23515, 1992), and drought responsive elements, (Yamaguchi et al., Plant Cell 6:251-264, 1994; Wang et al., Plant Mol. Biol. 28:605, 1995; Bray E. A. Trends in Plant Science 2:48, 1997).

[0037] In another embodiment, the nucleotide sequences as shown in SEQ ID NO:9, SEQ ID NO: 10, SEQ ID NO:11, SEQ ID NO:12, SEQ ID NO:22, SEQ ID NO:23, SEQ ID NO:24, SEQ ID NO:25, SEQ ID NO:26, SEQ ID NOS:27, SEQ ID NO:28, SEQ ID NO:29, and SEQ ID NO:30 includes any length of said nucleotide sequences that is capable of regulating an operably linked DNA sequence. For example, the sequences as disclosed in SEQ ID NO:9, SEQ ID NO:10, SEQ ID NO:11, SEQ ID NO:12, SEQ ID NO:22, SEQ ID NO:23, SEQ ID NO:24, SEQ ID NO:25, SEQ ID NO:26, SEQ ID NOS:27, SEQ ID NO:28, SEQ ID NO:29, and SEQ ID NO:30 may be truncated or have portions deleted and still be capable of regulating transcription of an operably linked DNA sequence. In a related embodiment, a *cis* element of the disclosed sequences may confer a particular specificity such as conferring enhanced expression of operably linked DNA sequences in certain tissues. Consequently, any sequence fragments, portions, or regions of the disclosed sequences of SEQ ID NO:9, SEQ ID NO: 10, SEQ ID NO: 11, SEQ ID NO:12, SEQ ID NO:22, SEQ ID NO:23, SEQ ID NO:24, SEQ ID NO:25, SEQ ID NO:26, SEQ ID NOS:27, SEQ ID NO:28, SEQ ID NO:29, and SEQ ID NO:30 can be used as regulatory sequences including but not limited to *cis* elements or motifs of the disclosed sequences. For example, one or more base pairs may be deleted from the 5' or 3' end of a promoter sequence to produce a "truncated" promoter. One or more base pairs can also be inserted, deleted, or substituted internally to a promoter sequence. Promoters can be constructed such that promoter fragments or elements are operably linked, for example, by placing such a fragment upstream of a minimal promoter. A minimal or basal promoter is a piece of DNA which is capable of recruiting and binding the basal transcription machinery. One example of basal transcription machinery in eukaryotic cells is the RNA polymerase II complex and its accessory proteins. The enzymatic components of the basal transcription machinery are capable of initiating and elongating transcription of a given gene, utilizing a minimal or basal promoter. That is, there are not added *cis*-acting sequences in the promoter region that are capable of recruiting and binding transcription factors that modulate transcription, e.g., enhance, repress, render transcription hormone-dependent, etc. Substitutions, deletions, insertions or any combination thereof can be combined to produce a final construct.

[0038] The promoter sequences of the present invention may be modified, for example for expression in other plant systems. In another approach, novel hybrid promoters can be designed or engineered by a number of methods. Many promoters contain upstream sequences which activate, enhance or define the strength and/or specificity of the promoter (Atchison, *Ann. Rev. Cell Biol.* 4:127, 1988). T-DNA genes, for example contain "TATA" boxes defining the site of transcription initiation and other upstream elements located upstream of the transcription initiation site modulate transcription levels (Gelvin, In: *Transgenic Plants* (Kung, S.-D. and Us, R., eds, San Diego: Academic Press, pp.49-87, 1988). Another chimeric promoter combined a trimer of the octopine synthase (*ocs*) activator to the mannopine synthase (*mas*) activator plus promoter and reported an increase in expression of a reporter gene (Min Ni et al., *The Plant Journal* 7:661, 1995). The upstream regulatory sequences of the present invention can be used for the construction of such chimeric or hybrid promoters. Methods for construction of variant promoters of the present invention include but are not limited to combining control elements of different promoters or duplicating portions or regions of a promoter (see for example U. S. Patent 5,110,732 and U. S. Patent 5,097,025). Those of skill in the art are familiar with the specific conditions and procedures for the construction, manipulation and isolation of macromolecules (e.g., DNA molecules, plasmids, etc.), generation of recombinant organisms and the screening and isolation of genes, (see for example Sambrook et al., *Molecular Cloning: A Laboratory Manual*, Cold Spring Harbor Press, 1989; Mailga et al., *Methods in Plant Molecular Biology*, Cold Spring Harbor Press, 1995; Birren et al., *Genome Analysis: volume 1, Analyzing DNA*, (1997), volume 2, *Detecting Genes*, (1998), volume 3, *Cloning Systems*, (1999) volume 4, *Mapping Genomes*, (1999), Cold Spring Harbor, New York).

[0039] The design, construction, and use of chimeric or hybrid promoters comprising one or more of *cis* elements of SEQ ID NO:9, SEQ ID NO: 10, SEQ ID NO:11, SEQ ID NO:12, SEQ ID NO:22, SEQ ID NO:23, SEQ ID NO:24, SEQ ID NO:25, and SEQ ID NO:26, for modulating or regulating the expression of operably linked nucleic acid sequences are also encompassed by the present invention.

[0040] The promoter sequences, fragments, regions or *cis* elements thereof of SEQ ID NO:9, SEQ ID NO:10, SEQ ID NO:11, SEQ ID NO:12, SEQ ID NO:22, SEQ ID NO:23, SEQ ID NO:24, SEQ ID NO:25, SEQ ID NO:26, SEQ ID NOS:27, SEQ ID NO:28, SEQ ID NO:29, and SEQ ID NO:30 are capable of transcribing operably linked DNA sequences in multiple tissues and therefore can selectively regulate expression of genes in multiple tissues.

[0041] For a number of agronomic traits, transcription of a gene or genes of interest is desirable in multiple tissues to confer the desired characteristic(s). The availability of suitable promoters that regulate transcription of operably linked genes in selected target tissues of interest is desirable, since it may not be desirable to express a gene in every tissue, but only in certain tissues. For example, if one desires to selectively express a target gene for expression of gene for herbicide tolerance, one may desire expression of the herbicide tolerance gene in vegetative and reproductive tissues. The promoter sequences of the present invention are useful for regulating gene expression in multiple tissues including, but not limited to rapidly growing meristematic tissues, male reproductive tissues (androecium) such as pollen, anthers, and filaments, and female reproductive tissues (gynoecium) such as the stigma, style, and ovaries, leaves, sepals, and petals. The promoters of the present invention therefore have utility for expression of herbicide tolerance genes, for example, where tolerance is desired in multiple tissues and stages of plant development. The promoter sequences of the present invention have utility for regulating transcription of any target gene including but not limited to genes for control of fertility, yield, insect tolerance, fungal tolerance, herbicide tolerance, or any desirable trait of interest. Particularly preferred genes include herbicide tolerance genes or insect tolerance genes.

[0042] In one embodiment, the promoters of the present invention have particular utility for regulating expression of an herbicide tolerance gene where expression of a gene is desired in multiple tissues. For example, the herbicide tolerance gene may confer tolerance to the herbicide glyphosate. Examples of suitable glyphosate tolerance genes include, but are not limited to glyphosate resistant EPSP synthase genes or gene products that degrade glyphosate such as, a glyphosate oxidoreductase and phosphonate N-acetyl transferase. It is important to have a wide variety of choices of 5' regulatory elements for any plant biotechnology strategy in order to have suitable regulatory elements that are most efficient for the expression profile desired.

[0043] In another embodiment, the promoters of the present invention have utility for determining gene function.. The function of many genes is unknown and the promoters of the present invention can be used as genetic elements in a construct to allow a phenotypic evaluation of one or more genes expressed in a sense or antisense orientation. The promoters of the present invention can be components in a plant expression construct developed for a high throughput assay where high levels of gene expression in constitutive and reproductive tissues is desired.

[0044] Any plant can be selected for the identification of genes and regulatory sequences. Examples of suitable plant targets for the isolation of genes and regulatory sequences would include but are not limited to alfalfa, apple, apricot, *Arabidopsis*, artichoke, arugula, asparagus, avocado, banana, barley, beans, beet, blackberry, blueberry, broccoli, brussels sprouts, cabbage, canola, cantaloupe, carrot, cassava, castorbean, cauliflower, celery, cherry, chicory, cilantro, citrus, clementines, clover, coconut, coffee, corn, cotton, cranberry, cucumber, Douglas fir, eggplant, endive, escarole, eucalyptus, fennel, figs, garlic, gourd, grape,

grapefruit, honey dew, jicama, kiwifruit, lettuce, leeks, lemon, lime, Loblolly pine, linseed, mango, melon, mushroom, nectarine, nut, oat, oil palm, oil seed rape, okra, olive, onion, orange, an ornamental plant, palm, papaya, parsley, parsnip, pea, peach, peanut, pear, pepper, persimmon, pine, pineapple, plantain, plum, pomegranate, poplar, potato, pumpkin, quince, radiata pine, radicchio, radish, rapeseed, raspberry, rice, rye, sorghum, Southern pine, soybean, spinach, squash, strawberry, sugarbeet, sugarcane, sunflower, sweet potato, sweetgum, tangerine, tea, tobacco, tomato, triticale, turf, turnip, a vine, watermelon, wheat, yams, and zucchini. Particularly preferred plants for the identification of regulatory sequences are *Arabidopsis*, corn, wheat, soybean, and cotton.

[0045] The promoter sequences of the present invention were isolated from *Arabidopsis thaliana* plant DNA. In a preferred embodiment, a construct includes the promoter sequences of the present invention operably linked to a transcribable sequence along with suitable terminator and regulatory elements. Such a construct may be transformed into a suitable target plant of interest. Any plant can be used as a suitable host for nucleic acid constructs comprising the promoter sequences of the present invention. Examples of suitable target plants of interest would include, but are not limited to alfalfa, broccoli, cabbage, canola, cauliflower, corn, cotton, cranberry, cucumber, lettuce, pea, poplar, pine, potato, onion, rice, raspberry, soybean, sugarcane, sugarbeet, sunflower, tomato, and wheat.

Promoter Isolation and Modification Methods

[0046] Any number of methods can be used to isolate fragments of the promoter sequences disclosed herein. A PCR-based approach can be used to amplify flanking regions from a genomic library of a plant using publicly available sequence information. A number of methods are known to those of skill in the art to amplify unknown DNA sequences adjacent to a core region of known sequence. Methods include but are not limited to inverse PCR (IPCR), vectorette PCR, Y-shaped PCR and genome walking approaches. For the present invention, the nucleic acid molecules were isolated from *Arabidopsis* by designing PCR primers based on available sequence information.

[0047] Nucleic acid fragments can also be obtained by other techniques such as by directly synthesizing the fragment by chemical means, as is commonly practiced by using an automated oligonucleotide synthesizer. Fragments can also be obtained by application of nucleic acid reproduction technology, such as the PCR (polymerase chain reaction) technology by recombinant DNA techniques generally known to those of skill in the art of molecular biology. Regarding the amplification of a target nucleic-acid sequence (e.g., by PCR) using a particular amplification primer pair, "stringent PCR conditions" refer to conditions that permit the primer pair to hybridize only to the target nucleic-acid sequence to which a primer having the corresponding wild-type sequence (or its complement) would bind and preferably to produce a unique amplification product.

[0048] Those of skill in the art are aware of methods for the preparation of plant genomic DNA. In one approach, genomic DNA libraries can be prepared from a chosen species by partial digestion with a restriction enzyme and size selecting the DNA fragments within a particular size range. The genomic DNA can be cloned into a suitable construct including but not limited to a bacteriophage, and prepared using a suitable construct such as a bacteriophage using a suitable cloning kit from any number of vendors (see for example Stratagene, La Jolla CA or Gibco BRL, Gaithersburg, MD).

[0049] In another embodiment, the nucleotide sequences of the promoters disclosed herein can be modified. Those skilled in the art can create DNA molecules that have variations in the nucleotide sequence. The nucleotide sequences of the present invention as shown in SEQ ID NO:9, SEQ ID NO:10, SEQ ID NO:11, SEQ ID NO:12, SEQ ID NO:22, SEQ ID NO:23, SEQ ID NO:24, SEQ ID NO:25, SEQ ID NO:26, SEQ ID NOS:27, SEQ ID NO:28, SEQ ID NO:29, and SEQ ID NO:30 may be modified or altered to enhance their control characteristics. For example, the sequences may be modified by insertion, deletion or replacement of template sequences in a PCR-based DNA modification approach. "Variant" DNA molecules are DNA molecules containing changes in which one or more nucleotides of a native sequence is deleted, added, and/or substituted, preferably while substantially maintaining promoter function. In the case of a promoter fragment, "variant" DNA can include changes affecting the transcription of a minimal promoter to which it is operably linked. Variant DNA molecules can be produced, for example, by standard DNA mutagenesis techniques or by chemically synthesizing the variant DNA molecule or a portion thereof.

[0050] In addition to their use in modulating gene expression, the promoter sequences of the present invention also have utility as probes or primers in nucleic acid hybridization experiments. The nucleic-acid probes and primers of the present invention can hybridize under stringent conditions to a target DNA sequence. The term "stringent hybridization conditions" is defined as conditions under which a probe or primer hybridizes specifically with a target sequence(s) and not with non-target sequences, as can be determined empirically. The term "stringent conditions" is functionally defined with regard to the hybridization of a nucleic-acid probe to a target nucleic acid (i.e., to a particular nucleic-acid sequence of interest) by the specific hybridization procedure

(see for example Sambrook et al., 1989, at 9.52-9.55, Sambrook et al., 1989 at 9.47-9.52, 9.56-9.58; Kanehisa, Nucl. Acids Res. 12:203-213, 1984; and Wetmur and Davidson, J. Mol. Biol. 31:349-370, 1968). Appropriate stringency conditions which promote DNA hybridization are, for example, 6.0 x sodium chloride/sodium citrate (SSC) at about 45° C, followed by a wash of 2.0 x SSC at 50°C, are known to those skilled in the art or can be found in laboratory manuals including but not limited to Current Protocols in Molecular Biology, John Wiley & Sons, N.Y., 1989, 6.3.1-6.3.6. For example, the salt concentration in the wash step can be selected from a low stringency of about 2.0 x SSC at 50°C to a high stringency of about 0.2 x SSC at 50°C. In addition, the temperature in the wash step can be increased from low stringency conditions at room temperature, about 22°C, to high stringency conditions at about 65°C. Both temperature and salt may be varied, or either the temperature or the salt concentration may be held constant while the other variable is changed. For example, hybridization using DNA or RNA probes or primers can be performed at 65°C in 6x SSC, 0.5% SDS, 5x Denhardt's, 100 µg/mL nonspecific DNA (e.g., sonicated salmon sperm DNA) with washing at 0.5x SSC, 0.5% SDS at 65°C, for high stringency.

[0051] A nucleic acid molecule is said to be the "complement" of another nucleic acid molecule if they exhibit complete complementarity. As used herein, molecules are said to exhibit "complete complementarity" when every nucleotide of one of the molecules is complementary to a nucleotide of the other. Two molecules are said to be "minimally complementary" if they can hybridize to one another with sufficient stability to permit them to remain annealed to one another under at least conventional "low stringency" conditions. Similarly, the molecules are said to be "complementary" if they can hybridize to one another with sufficient stability to permit them to remain annealed to one another under conventional "high stringency" conditions. It is contemplated that lower stringency hybridization conditions such as lower hybridization and/or washing temperatures can be used to identify related sequences having a lower degree of sequence similarity if specificity of binding of the probe or primer to target sequence(s) is preserved. Accordingly, the nucleotide sequences of the present invention can be used for their ability to selectively form duplex molecules with complementary stretches of DNA fragments. Detection of DNA segments via hybridization is well-known to those of skill in the art, and thus depending on the application envisioned, one will desire to employ varying hybridization conditions to achieve varying degrees of selectivity of probe towards target sequence and the method of choice will depend on the desired results. Conventional stringency conditions are described in Sambrook, et al., Molecular Cloning, A Laboratory Manual, 2nd Ed., Cold Spring

[0052] Harbor Press, Cold Spring Harbor, New York, 1989, and by Haymes et al., Nucleic Acid Hybridization, A Practical Approach, IRL Press, Washington, DC, 1985.

[0053] In one embodiment of the present invention, the nucleic acid sequences SEQ ID NO:9, SEQ ID NO:10, SEQ ID NO:11, SEQ ID NO:12, SEQ ID NO:22, SEQ ID NO:23, SEQ ID NO:24, SEQ ID NO:25, and SEQ ID NO:26, or a fragment, region, *cis* element, or oligomer of these sequences, are used in hybridization assays of other plant tissues to identify closely related or homologous genes and associated regulatory sequences. These include but are not limited to Southern or northern hybridization assays on any substrate including but not limited to an appropriately prepared plant tissue, cellulose, nylon, or combination filter, chip, or glass slide. Such methodologies are well known in the art and are available in a kit or preparation which can be supplied by commercial vendors.

[0054] A fragment of a nucleic acid as used herein is a portion of the nucleic acid that is less than full-length. For example, for the present invention any length of nucleotide sequence that is less than the disclosed nucleotide sequences of SEQ ID NO:9, SEQ ID NO: 10, SEQ ID NO:11, SEQ ID NO: 12, SEQ ID NO:22, SEQ ID NO:23, SEQ ID NO:24, SEQ ID NO:25, and SEQ ID NO:26 is considered to be a fragment. A fragment can also comprise at least a minimum length capable of hybridizing specifically with a native nucleic acid under stringent hybridization conditions as defined above. The length of such a minimal fragment is preferably at least 8 nucleotides, more preferably 15 nucleotides, even more preferably at least 20 nucleotides, and most preferably at least 30 nucleotides of a native nucleic acid sequence.

[0055] A "probe" is an isolated nucleic acid to which is attached a conventional detectable label or reporter molecule, e.g., a radioactive isotope, ligand, chemiluminescent agent, or enzyme. "Primers" are isolated nucleic acids that are annealed to a complementary target DNA strand by nucleic acid hybridization to form a hybrid between the primer and the target DNA strand, then extended along the target DNA strand by a polymerase, e.g., a DNA polymerase. Primer pairs can be used for amplification of a nucleic acid sequence, e.g., by the polymerase chain reaction (PCR) or other conventional nucleic-acid amplification methods.

[0056] Probes and primers are generally 11 nucleotides or more in length, preferably 18 nucleotides or more, more preferably 25 nucleotides, and most preferably 30 nucleotides or more. Such probes and primers hybridize specifically to a target DNA or RNA sequence under high stringency hybridization conditions and hybridize specifically to a target native sequence of another species under lower stringency conditions. Preferably, probes and primers according to the present invention have complete sequence similarity with the native sequence, although probes differing from the native sequence and that retain the ability to

hybridize to target native sequences may be designed by conventional methods. Methods for preparing and using probes and primers are described, for example, in *Molecular Cloning: A Laboratory Manual*, 2nd ed., vol. 1-3, ed. Sambrook et al., Cold Spring Harbor Laboratory Press, Cold Spring Harbor, NY, 1989 (hereinafter, "Sambrook et al., 1989"); *Current Protocols in Molecular Biology*, ed. Ausubel et al., Greene Publishing and Wiley-Interscience, New York, 1992 (with periodic updates) (hereinafter, "Ausubel et al., 1992"); and Innis et al., *PCR Protocols: A Guide to Methods and Applications*, Academic Press: San Diego, 1990. PCR-primer pairs can be derived from a known sequence, for example, by using computer programs intended for that purpose such as Primer (Version 0.5, © 1991, Whitehead Institute for Biomedical Research, Cambridge, MA). Primers and probes based on the native promoter sequences disclosed herein can be used to confirm and, if necessary, to modify the disclosed sequences by conventional methods, e.g., by re-cloning and re-sequencing.

Constructs and Expression Constructs

[0057] Native or synthetic nucleic acids according to the present invention can be incorporated into recombinant nucleic acid constructs, typically DNA constructs, capable of introduction into and replication in a host cell. In a preferred embodiment, the nucleotide sequences of the present invention as shown in SEQ ID NO:9, SEQ ID NO: 10, SEQ ID NO:11, SEQ ID NO:12, SEQ ID NO:22, SEQ ID NO:23, SEQ ID NO:24, SEQ ID NO:25, SEQ ID NO:26, SEQ ID NOS:27, SEQ ID NO:28, SEQ ID NO:29, and SEQ ID NO:30 or fragments, variants or derivatives thereof are incorporated into an expression cassette which includes the promoter regions of the present invention operably linked to a genetic component such as a selectable, screenable, or scorable marker gene.

[0058] In another embodiment, the disclosed nucleic acid sequences of the present invention as shown in SEQ ID NO:9, SEQ ID NO: 10, SEQ ID NO:11, SEQ ID NO:12, SEQ ID NO:22, SEQ ID NO:23, SEQ ID NO:24, SEQ ID NO:25, SEQ ID NO:26, SEQ ID NOS:27, SEQ ID NO:28, SEQ ID NO:29, and SEQ ID NO:30 are operably linked to a genetic component such as a nucleic acid which confers a desirable characteristic associated with plant morphology, physiology, growth and development, yield, nutritional enhancement, disease or pest resistance, or environmental or chemical tolerance. These genetic components such as marker genes or agronomic genes of interest can function in the identification of a transformed plant cell or plant, or a produce a product of agronomic utility.

[0059] In another embodiment, one genetic component produces a product which serves as a selection device and functions in a regenerable plant tissue to produce a compound which would confer upon the plant tissue resistance to an otherwise toxic compound. Genes of interest for use as a selectable, screenable, or scorable marker would include but are not limited to GUS (coding sequence for beta-glucuronidase), GFP (coding sequence for green fluorescent protein), LUX (coding gene for luciferase), antibiotic resistance marker genes, or herbicide tolerance genes. Examples of transposons and associated antibiotic resistance genes include the transposons Tns (bla), Tn5 (nptII), Tn7 (dhfr), penicillins, kanamycin (and neomycin, G418, bleomycin); methotrexate (and trimethoprim); chloramphenicol; kanamycin and tetracycline.

[0060] Characteristics useful for selectable markers in plants have been outlined in a report on the use of microorganisms (Advisory Committee on Novel Foods and Processes, July 1994). These include stringent selection with minimum number of nontransformed tissues, large numbers of independent transformation events with no significant interference with the regeneration, application to a large number of species, and availability of an assay to score the tissues for presence of the marker.

[0061] A number of selectable marker genes are known in the art and several antibiotic resistance markers satisfy these criteria, including those resistant to kanamycin (nptII), hygromycin B (aph IV) and gentamycin (aac3 and aacC4). Useful dominant selectable marker genes include genes encoding antibiotic resistance genes (e.g., resistance to hygromycin, kanamycin, bleomycin, G418, streptomycin or spectinomycin); and herbicide resistance genes (e.g., phosphinothricin acetyltransferase). A useful strategy for selection of transformants for herbicide resistance is described, e.g., in Vasil, *Cell Culture and Somatic Cell Genetics of Plants*, Vols. I-III, Laboratory Procedures and Their Applications Academic Press, New York, 1984. Particularly preferred selectable marker genes for use in the present invention would genes which confer resistance to compounds such as antibiotics like kanamycin, and herbicides like glyphosate (Della-Cioppa et al., *Bio/Technology* 5(6), 1987, U. S. Patent 5,463,175, U. S. Patent 5,633,435). Other selection devices can also be implemented and would still fall within the scope of the present invention.

[0062] For the practice of the present invention, conventional compositions and methods for preparing and using DNA constructs and host cells are employed, as discussed, *inter alia*, in Sambrook et al., 1989. In a preferred embodiment, the host cell is a plant cell. A number of DNA constructs suitable for stable transfection of plant cells or for the establishment of transgenic plants have

been described in, e.g., Pouwels et al., *Cloning Vectors: A Laboratory Manual*, 1985, supp. 1987); Weissbach and Weissbach, *Methods for Plant Molecular Biology*, Academic Press, 1989; Gelvin et al., *Plant Molecular Biology Manual*, Kluwer Academic Publishers, 1990; and R.R.D. Croy *Plant Molecular Biology LabFax*, BIOS Scientific Publishers, 1993. Plant expression constructs can include, for example, one or more cloned plant genes under the transcriptional control of 5' and 3' regulatory sequences. They can also include a selectable marker as described to select for host cells containing the expression construct. Such plant expression constructs also contain a promoter regulatory region (e.g., a regulatory region controlling inducible or constitutive, environmentally- or developmentally-regulated, or cell- or tissue-specific expression), a transcription initiation start site, a ribosome binding site, an RNA processing signal, a transcription termination site, and a polyadenylation signal. Other sequences of bacterial origin are also included to allow the construct to be cloned in a bacterial host. The construct will also typically contain a broad host range prokaryotic origin of replication. In a particularly preferred embodiment, the host cell is a plant cell and the plant expression construct comprises a promoter region as disclosed in SEQ ID NO:9, SEQ ID NO:10, SEQ ID NO:11, SEQ ID NO:12, SEQ ID NO:22, SEQ ID NO:23, SEQ ID NO:24, SEQ ID NO:25, SEQ ID NO:26, SEQ ID NOS:27, SEQ ID NO:28, SEQ ID NO:29, and SEQ ID NO:30; an operably linked transcribable sequence; and a transcription termination sequence. Other regulatory sequences envisioned as genetic components in an expression construct include but is not limited to non-translated leader sequence which can be coupled with the promoter. In a particularly preferred embodiment, the host cell is a plant cell and the plant expression construct comprises a promoter region as disclosed in SEQ ID NO:9, SEQ ID NO: 10, SEQ ID NO:11, SEQ ID NO:12, SEQ ID NO:22, SEQ ID NO:23, SEQ ID NO:24, SEQ ID NO:25, SEQ ID NO:26, SEQ ID NOS:27, SEQ ID NO:28, SEQ ID NO:29, and SEQ ID NO:30; an operably linked transcribable sequence, and a transcription termination sequence. Plant expression constructs also can comprise additional sequences including but not limited to polylinker sequences that contain restriction enzyme sites that are useful for cloning purposes.

Genetic Elements in Plant Expression Constructs

[0063] Plant expression constructs may include more than one expressible gene sequence, each operably linked to a different promoter. A number of promoters have utility for plant gene expression for any gene of interest including but not limited to selectable markers, scorable markers, genes for pest tolerance, disease tolerance, nutritional enhancements and any other gene of agronomic interest.. Examples of constitutive promoters useful for plant gene expression include but are not limited to, the cauliflower mosaic virus (CaMV) P-35S promoter, which confers constitutive, high-level expression in most plant tissues (see, e.g., Odel et al., *Nature* 313:810, 1985), including monocots (see, e.g., Dekeyser et al., *Plant Cell* 2:591, 1990; Terada and Shimamoto, *Mol. Gen. Genet.* 220:389, 1990); a tandemly duplicated version of the CaMV 35S promoter, the enhanced 35S promoter (P-e35S) the nopaline synthase promoter (An et al., *Plant Physiol.* 88:547, 1988), the octopine synthase promoter (Fromm et al., *Plant Cell* 1:977, 1989); and the figwort mosaic virus (P-FMV) promoter as described in U. S. Patent No. 5,378,619 and an enhanced version of the FMV promoter (P-eFMV) where the promoter sequence of P-FMV is duplicated in tandem, the cauliflower mosaic virus 19S promoter, a sugarcane bacilliform virus promoter, a commelina yellow mottle virus promoter, and other plant DNA virus promoters known to express in plant cells.

[0064] A variety of plant gene promoters that are regulated in response to environmental, hormonal, chemical, and/or developmental signals can be used for expression of an operably linked gene in plant cells, including promoters regulated by (1) heat (Callis et al., *Plant Physiol.* 88:965, 1988), (2) light (e.g., pea *rbcS-3A* promoter, Kuhlemeier et al., *Plant Cell* 1:471, 1989; maize *rbcS* promoter, Schaffner and Sheen, *Plant Cell* 3:997, 1991; or chlorophyll *a/b*-binding protein promoter, Simpson et al., *EMBO J.* 4:2723, 1985), (3) hormones, such as abscisic acid (Marcotte et al., *Plant Cell* 1:969, 1989), (4) wounding (e.g., *wun1*, Siebertz et al., *Plant Cell* 1:961, 1989); or (5) chemicals such as methyl jasmonate, salicylic acid, or Safener. It may also be advantageous to employ (6) organ-specific promoters (e.g., Roshal et al., *EMBO J.* 6:1155, 1987; Scherthner et al., *EMBO J.* 7:1249, 1988; Bustos et al., *Plant Cell* 1:839, 1989).

[0065] The promoters of the present invention are plant promoters that are capable of transcribing operably linked DNA sequences in rapidly growing meristematic tissue and reproductive tissues and can be operably linked to any gene of interest in an expression construct.

[0066] Plant expression constructs can include RNA processing signals, e.g., introns, which may be positioned upstream or downstream of a polypeptide-encoding sequence in the transgene. In addition, the expression constructs may include additional regulatory sequences from the 3'-untranslated region of plant genes (Thornburg et al., *Proc. Natl. Acad. Sci. USA* 84:744 (1987); An et al., *Plant Cell* 1:115 (1989), e.g., a 3' terminator region to increase mRNA stability of the mRNA, such as the P-II terminator region of potato or the octopine or nopaline synthase 3' terminator regions. 5' non-translated regions of a mRNA can play an important role in translation initiation and can also be a genetic component in a plant expression construct. For example, non-translated 5' leader sequences derived from heat shock protein genes have been demonstrated to enhance gene expression in

plants (see, for example U. S. Patent 5,362,865). These additional upstream and downstream regulatory sequences may be derived from a source that is native or heterologous with respect to the other elements present on the expression construct.

[0067] The promoter sequences of the present invention are used to control gene expression in plant cells. The disclosed promoter sequences are genetic components that are part of constructs used in plant transformation. The promoter sequences of the present invention can be used with any suitable plant transformation plasmid or construct containing a selectable or screenable marker and associated regulatory elements, as described, along with one or more nucleic acids expressed in a manner sufficient to confer a particular desirable trait. Examples of suitable structural genes of agronomic interest envisioned by the present invention would include but are not limited to one or more genes for insect tolerance, such as a *Bacillus thuringiensis* (*B.t.*) gene, pest tolerance such as genes for fungal disease control, herbicide tolerance such as genes conferring glyphosate tolerance, and genes for quality improvements such as yield, nutritional enhancements, environmental or stress tolerances, or any desirable changes in plant physiology, growth, development, morphology or plant product(s). For example, structural genes would include any gene that confers insect tolerance including but not limited to a *Bacillus* insect control protein gene as described in WO 9931248, U. S. Patent No. 5,689,052, U. S. Patent Nos. 5,500,365 and 5,880,275. In another embodiment, the structural gene can confer tolerance to the herbicide glyphosate as conferred by genes including, but not limited to *Agrobacterium* strain CP4 glyphosate resistant EPSPS gene (*aroA:CP4*) as described in U. S. Patent No. 5,633,435, or glyphosate oxidoreductase gene (GOX) as described in U. S. Patent No. 5,463,175.

[0068] Alternatively, the DNA coding sequences can effect these phenotypes by encoding a non-translatable RNA molecule that causes the targeted inhibition of expression of an endogenous gene, for example via antisense- or cosuppression-mediated mechanisms (see, for example, Bird et al., *Biotech. Gen. Engin. Rev.* 9:207,1991). The RNA could also be a catalytic RNA molecule (i.e., a ribozyme) engineered to cleave a desired endogenous mRNA product (see for example, Gibson and Shillitoe, *Mol. Biotech.* 7:125,1997). Thus, any gene which produces a protein or mRNA which expresses a phenotype or morphology change of interest is useful for the practice of the present invention.

[0069] In addition to regulatory elements or sequences located upstream (5') or within a DNA sequence, there are downstream (3') sequences that affect gene expression. Thus, the term regulatory sequence as used herein refers to any nucleotide sequence located upstream, within, or downstream to a DNA sequence which controls, mediates, or affects expression of a gene product in conjunction with the protein synthetic apparatus of the cell.

[0070] Those of skill in the art are aware of the constructs suitable for plant transformation. The promoter sequences of the present invention are preferably incorporated into an expression construct using screenable or scorable markers as described and tested in transient analyses to provide an indication of gene expression in transformed plants. Methods of testing gene expression in transient assays are known to those of skill in the art. Transient expression of marker genes has been reported using a variety of plants, tissues and DNA delivery systems. For example, types of transient analyses can include but are not limited to direct gene delivery via electroporation or particle bombardment of tissues in any transient plant assay using any plant species of interest. Such transient systems would include but are not limited to protoplasts from suspension cultures in wheat (Zhou et al., *Plant Cell Reports* 12:612, 1993), electroporation of leaf protoplasts of wheat (Sethi et al., *J. Crop Sci.* 52: 152, 1983); electroporation of protoplast prepared from corn tissue (Sheen, *J. The Plant Cell* 3: 225, 1991), or particle bombardment of specific tissues of interest. The present invention encompasses the use of any transient expression system to evaluate regulatory sequences operatively linked to selected reporter genes, marker genes or agronomic genes of interest. Examples of plant tissues envisioned to test in transients via an appropriate delivery system would include but are not limited to leaf base tissues, callus, cotyledons, roots, endosperm, embryos, floral tissue, pollen, and epidermal tissue.

[0071] Any scorable or screenable marker can be used in a transient assay. Preferred marker genes for transient analyses of the promoters or 5' regulatory sequences of the present invention include a β -glucuronidase (GUS) gene or a green fluorescent protein (GFP) gene. The expression constructs containing the 5' regulatory sequences operably linked to a marker gene are delivered to the tissues and the tissues are analyzed by the appropriate mechanism, depending on the marker. The quantitative or qualitative analyses are used as a tool to evaluate the potential expression profile of the 5' regulatory sequences when operatively linked to genes of agronomic interest in stable plants. Ultimately, the 5' regulatory sequences of the present invention are directly incorporated into suitable plant transformation expression constructs comprising the 5' regulatory sequences operatively linked to a transcribable DNA sequence interest, transformed into plants and the stably transformed plants and progeny thereof analyzed for the desired expression profile conferred by the 5' regulatory sequences.

[0072] Suitable expression constructs for introducing exogenous DNA into plant cells would include but are not limited to disarmed Ti-plasmids for *Agrobacterium-mediated* methods. These constructs can contain a resistance marker, 1-2 T-DNA borders, and origins of replication for *E. coli* and *Agrobacterium* along with one or more genes of interest and associated regulatory regions. Those of skill in the art are aware that for *Agrobacterium-mediated* approaches a number of strains and

methods are available. Such strains would include but are not limited to *Agrobacterium* strains C58, LBA4404, EHA101 and EHA105. Particularly preferred strains are *Agrobacterium tumefaciens* strains.

[0073] Exemplary nucleic acids which may be introduced by the methods encompassed by the present invention include, for example, DNA sequences or genes from another species, or even genes or sequences which originate with or are present in the same species, but are incorporated into recipient cells by genetic engineering methods rather than classical reproduction or breeding techniques. However, the term "exogenous" is also intended to refer to genes that are not normally present in the cell being transformed, or perhaps simply not present in the form, structure, etc., as found in the transforming DNA segment or gene, or genes which are normally present and that one desires to express in a manner that differs from the natural expression pattern, e.g., to over-express. Thus, the term "exogenous" gene or DNA is intended to refer to any gene or DNA segment that is introduced into a recipient cell, regardless of whether a similar gene may already be present in such a cell. The type of DNA included in the exogenous DNA can include DNA which is already present in the plant cell, DNA from another plant, DNA from a different organism, or a DNA generated externally, such as a DNA sequence containing an antisense message of a gene, or a DNA sequence encoding a synthetic or modified version of a gene.

[0074] The plant transformation constructs containing the promoter sequences of the present invention may be introduced into plants by any plant transformation method. Several methods are available for introducing DNA sequences into plant cells and are well known in the art. Suitable methods include but are not limited to bacterial infection (e.g., with *Agrobacterium* as described above), binary bacterial artificial chromosome constructs, direct delivery of DNA (e.g. via PEG-mediated transformation, desiccation/inhibition-mediated DNA uptake, electroporation, agitation with silicon carbide fibers), and acceleration of DNA coated particles (reviewed in Potrykus, *Ann. Rev. Plant Physiol. Plant Mol. Biol.*, 42: 205, 1991).

[0075] Methods for specifically transforming dicots primarily use *Agrobacterium tumefaciens*. For example, transgenic plants reported include but are not limited to cotton (U. S. Patent No. 5,004,863; U. S. Patent No. 5,159,135; U. S. Patent No. 5,518,908, WO 97/43430), soybean (U. S. Patent No. 5,569,834; U. S. Patent No. 5,416,011; McCabe et al., *Bio/Technology*, 6:923, 1988; Christou et al., *Plant Physiol.*, 87:671, 1988); Brassica (U. S. Patent No. 5,463,174), and peanut (Cheng et al., *Plant Cell Rep.*, 15: 653, 1996).

[0076] Similar methods have been reported in the transformation of monocots. Transformation and plant regeneration using these methods have been described for a number of crops including but not limited to asparagus (*Asparagus officinalis*; Bytebier et al., *Proc. Natl. Acad. Sci. U.S.A.*, 84: 5345, 1987); barley (*Hordeum vulgare*; Wan and Lemaux, *Plant Physiol.*, 104: 37, 1994); maize (*Zea mays*; Rhodes, C.A., et al., *Science*, 240: 204, 1988; Gordon-Kamm, et al., *Plant Cell*, 2: 603, 1990; Fromm, et al., *Bio/Technology*, 8: 833, 1990; Koziel, et al., *Bio/Technology*, 11: 194, 1993); oats (*Avena sativa*; Somers, et al., *Bio/Technology*, 10: 1589, 1992); orchardgrass (*Dactylis glomerata*; Horn, et al., *Plant Cell Rep.*, 7: 469, 1988); rice (*Oryza sativa*, including indica and japonica varieties, Toriyama, et al., *Bio/Technology*, 6: 10, 1988; Zhang, et al., *Plant Cell Rep.*, 7: 379, 1988; Luo and Wu, *Plant Mol. Biol. Rep.*, 6: 165, 1988; Zhang and Wu, *Theor. Appl. Genet.*, 76: 835, 1988; Christou, et al., *Bio/Technology*, 9: 957, 1991); sorghum (*Sorghum bicolor*; Casas, A.M., et al., *Proc. Natl. Acad. Sci. U.S.A.*, 90: 11212, 1993); sugar cane (*Saccharum spp.*; Bower and Birch, *Plant J.*, 2: 409, 1992); tall fescue (*Festuca arundinacea*; Wang, Z.Y. et al., *Bio/Technology*, 10: 691, 1992); turfgrass (*Agrostis palustris*; Zhong et al., *Plant Cell Rep.*, 13: 1, 1993); wheat (*Triticum aestivum*; Vasil et al., *Bio/Technology*, 10: 667, 1992; Weeks T., et al., *Plant Physiol.*, 102: 1077, 1993; Becker, et al., *Plant, J.* 5: 299, 1994), and alfalfa (Masoud, S.A., et al., *Transgen. Res.*, 5: 313, 1996). It is apparent to those of skill in the art that a number of transformation methodologies can be used and modified for production of stable transgenic plants from any number of target crops of interest.

Plant Analysis Methods

[0077] The transformed plants are analyzed for the presence of the genes of interest and the expression level and/or profile conferred by the promoter sequences of the present invention. Those of skill in the art are aware of the numerous methods available for the analysis of transformed plants. A variety of methods are used to assess gene expression and determine if the introduced gene(s) is integrated, functioning properly, and inherited as expected. For the present invention the promoters can be evaluated by determining the expression levels of genes to which the promoters are operatively linked. A preliminary assessment of promoter function can be determined by a transient assay method using reporter genes, but a more definitive promoter assessment can be determined from the analysis of stable plants. Methods for plant analysis include but are not limited to Southern blots or northern blots, PCR-based approaches, biochemical analyses, phenotypic screening methods, field evaluations, and immunodiagnostic assays.

[0078] The methods of the present invention including but not limited to PCR technologies, genomic DNA isolation, expression construct construction, transient assays, and plant transformation methods are well known to those of skill in the art and are carried out using standard techniques or modifications thereof.

Glyphosate Spray Tests

[0079] In one embodiment a greenhouse or field evaluation for glyphosate tolerance is conducted. The term "glyphosate" is used herein to refer collectively to the parent herbicide N-phosphonomethylglycine (otherwise known as glyphosate acid), to a salt or ester thereof, or to a compound which is converted to N-phosphonomethylglycine in plant tissues or which otherwise provides N-phosphonomethylglycine in ionic form (otherwise known as glyphosate ion). Illustratively, water-soluble glyphosate salts useful herein are disclosed in U.S. Patents No. 3,799,758 and No. 4,405,531 to Franz. Glyphosate salts that can be used according to the present invention include but are not restricted to alkali metal, for example sodium and potassium, salts; ammonium salt; C₁₋₁₆ alkylammonium, for example dimethylammonium and isopropylammonium, salts; C₁₋₁₆ alkanolammonium, for example monoethanolammonium, salt; C₁₋₁₆ alkylsulfonium, for example trimethylsulfonium, salts; mixtures thereof and the like. The glyphosate acid molecule has three acid sites having different pKa values; accordingly mono-, di- and tribasic salts, or any mixture thereof, or salts of any intermediate level of neutralization, can be used.

[0080] Glyphosate salts are commercially significant in part because they are water-soluble. Many ammonium, alkylammonium, alkanolammonium, alkylsulfonium and alkali metal salts are highly water-soluble, allowing for formulation as highly concentrated aqueous solutions which can be diluted in water at the point of use.

[0081] Such concentrated aqueous solutions can contain about 50 to about 500 grams per liter of glyphosate, expressed as acid equivalent (g a.e./l). Higher glyphosate concentrations, for example about 300 to about 500 g a.e./l, are preferred.

[0082] Glyphosate salts are alternatively formulated as water-soluble or water-dispersible compositions, in the form for example of powders, granules, pellets or tablets. Such compositions are often known as dry formulations, although the term "dry" should not be understood in this context to imply the complete absence of water. Typically, dry formulations contain less than about 5% by weight of water, for example about 0.5% to about 2% by weight of water. Such formulations are intended for dissolution or dispersion in water at the point of use.

[0083] Contemplated dry glyphosate formulations can contain about 5% to about 80% by weight of glyphosate, expressed as acid equivalent (% a.e.). Higher glyphosate concentrations within the above range, for example about 50% to about 80% a.e., are preferred. Especially useful salts of glyphosate for making dry formulations are sodium and ammonium salts.

[0084] Plant treatment compositions and liquid and dry concentrate compositions of the invention can optionally contain one or more desired excipient ingredients. Especially useful excipient ingredients for glyphosate compositions are surfactants, which assist in retention of aqueous spray solutions on the relatively hydrophobic surfaces of plant leaves, as well as helping the glyphosate to penetrate the waxy outer layer (cuticle) of the leaf and thereby contact living tissues within the leaf. Surfactants can perform other useful functions as well.

[0085] There is no restriction in the type or chemical class of surfactant that can be used in glyphosate compositions of the invention. Nonionic, anionic, cationic and amphoteric types, or combinations of more than one of these types, are all useful in particular situations. However, it is generally preferred that at least one of the surfactants, if any, present should be other than anionic, *i.e.*, at least one of the surfactants should be nonionic, cationic or amphoteric.

[0086] Many surfactants useful herein have a chemical structure that comprises one or more moieties each consisting of a single C₂₋₄ alkylene oxide unit or a polymerized or copolymerized chain of C₂₋₄ alkylene oxide units. Such surfactants are referred to as polyoxyalkylene surfactants and include nonionic, anionic, cationic and amphoteric types. Polyoxyalkylene surfactants useful in presently contemplated compositions contain about 2 to about 100 C₂₋₄ alkylene oxide units. In preferred polyoxyalkylene surfactants the alkylene oxide units form one or more chains of either ethylene oxide or copolymerized ethylene oxide and propylene oxide, each chain of alkylene oxide units having a terminal hydrido group or a C₁₋₄ alkyl or C₁₋₄ alkanoyl end-cap.

[0087] Hydrophobic moieties of surfactants useful in compositions of the invention can be essentially hydrocarbon based, in which case the hydrophobic moieties are typically C₈₋₂₄, preferably C₁₂₋₁₈, alkyl, alkenyl, alkylaryl, alkanoyl or alkenoyl chains. These chains can be linear or branched. Alternatively, the hydrophobic moieties can contain silicon atoms, for example in the

form of siloxane groups such as heptamethyltrisiloxane groups, or fluorine atoms, for example as partially-fluorinated alkyl or perfluoroalkyl chains.

[0088] Among nonionic surfactants, especially preferred classes include polyoxyethylene alkyl, alkenyl or alkylaryl ethers, such as ethoxylated primary or secondary alcohols or alkylphenols, polyoxyethylene alkyl or alkenyl esters, such as ethoxylated fatty acids, polyoxyethylene sorbitan alkyl esters, glyceryl alkyl esters, sucrose esters, alkyl polyglycosides, and the like. Representative specific examples of such nonionic surfactants include polyoxyethylene (9) nonylphenol, Neodol™ 25-7 of Shell (a polyoxyethylene (7) C₁₂₋₁₅ linear primary alcohol), Tergitol™ 15-S-9 of Union Carbide (a polyoxyethylene (9) C₁₂₋₁₅ secondary alcohol), Tween™ 20 of ICI (a polyoxyethylene (20) sorbitan monolaurate) and Agrimul™ PG-2069 of Henkel (a C₉₋₁₁ alkyl polyglucoside).

[0089] Among cationic surfactants, especially preferred classes include polyoxyethylene tertiary alkylamines or alkenylamines, such as ethoxylated fatty amines, quaternary ammonium surfactants, polyoxyethylene alkyletheramines, and the like. Representative specific examples of such cationic surfactants include polyoxyethylene (5) cocoamine, polyoxyethylene (15) tallowamine, distearyldimethylammonium chloride, cetyltrimethylammonium bromide, methyl bis(2-hydroxyethyl)cocoammonium chloride, N-dodecylpyridine chloride and polyoxypropylene (8) ethoxytrimethylammonium chloride. Particularly preferred polyoxyethylene alkyletheramines are those disclosed in PCT Publication No. WO 96/32839. Many cationic quaternary ammonium surfactants of diverse structures are known in the art to be useful in combination with glyphosate and can be used in compositions contemplated herein; such quaternary ammonium surfactants have the formula



where A is a suitable anion such as chloride, bromide, iodide, acetate, sulfate or phosphate, m and n are integers such that the positive electrical charges on cations (NR^aR^bR^cR^d) balance the negative electrical charges on anions A, and options for R^a, R^b, R^c and R^d include, without limitation:

1. (i) R^a is benzyl or C₈₋₂₄, preferably C₁₂₋₁₈, alkyl or alkenyl, and R^b, R^c and R^d are independently C₁₋₄ alkyl, preferably methyl;
2. (ii) R^a and R^b are independently C₈₋₂₄, preferably C₁₂₋₁₈, alkyl or alkenyl, and R^c and R^d are independently C₁₋₄ alkyl, preferably methyl;
3. (iii) R^a is C₈₋₂₄, preferably C₁₂₋₁₈, alkyl or alkenyl, R^b is a polyoxyalkylene chain having about 2 to about 100 C₂₋₄ alkylene oxide units, preferably ethylene oxide units, and R^c and R^d are independently C₁₋₄ alkyl, preferably methyl;
4. (iv) R^a is C₈₋₂₄, preferably C₁₂₋₁₈, alkyl or alkenyl, R^b and R^c are polyoxyalkylene chains having in total about 2 to about 100 C₂₋₄ alkylene oxide units, preferably ethylene oxide units, and R^d is C₁₋₄ alkyl, preferably methyl; or
5. (v) R^a is a polyoxyalkylene chain having about 2 to about 100 C₂₋₄ alkylene oxide units in which C₃₋₄ alkylene oxide units, preferably propylene oxide units, predominate and R^b, R^c and R^d are independently C₁₋₄ alkyl, preferably methyl or ethyl. Particularly preferred quaternary ammonium surfactants of this type are those disclosed in U.S. Patent No. 5,464,807 to Claude et al.

[0090] In one embodiment, the anion A associated with such a quaternary ammonium surfactant can be a glyphosate anion.

[0091] Among amphoteric surfactants, including as is customary in the art surfactants more correctly described as zwitterionic, especially preferred classes include polyoxyethylene alkylamine oxides, alkylbetaines, alkyl-substituted amino acids and the like. Representative examples of such amphoteric surfactants include dodecyldimethylamine oxide, polyoxyethylene (2) cocoamine oxide and stearyldimethylbetaine.

[0092] Standard reference sources from which one of skill in the art can select suitable surfactants, without limitation to the above mentioned classes, include Handbook of Industrial Surfactants, Second Edition (1997) published by Gower, McCutcheon's Emulsifiers and Detergents, North American and International Editions (1997) published by MC Publishing Company, and International Cosmetic Ingredient Dictionary, Sixth Edition (1995) Volumes 1 and 2, published by the Cosmetic, Toiletry and Fragrance Association.

[0093] Other optional components of compositions of the invention include agents to modify color, viscosity, gelling properties, freezing point, hygroscopicity, caking behavior, dissolution rate, dispersibility, or other formulation characteristics.

[0094] Examples of commercial formulations of glyphosate include, without restriction, those sold by Monsanto Company as ROUNDUP®, ROUNDUP® ULTRA, ROUNDUP® CT, ROUNDUP® EXTRA, ROUNDUP® BIACTIVE, ROUNDUP® BIOFORCE, RODEO®, POLARIS®, SPARK® and ACCORD® herbicides, all of which contain glyphosate as its isopropylammonium salt; those sold by Monsanto Company as ROUNDUP® DRY and RIVAL® herbicides, which contain glyphosate as its ammonium salt; that sold by Monsanto Company as ROUNDUP® GEOFORCE, which contains glyphosate as its sodium salt; and that sold by Zeneca Limited as TOUCHDOWN® herbicide, which contains glyphosate as its trimethylsulfonium salt.

[0095] The selection of application rates for a glyphosate formulation that are biologically effective is within the skill of the ordinary agricultural technician. One of skill in the art will likewise recognize that individual plant conditions, weather conditions and growing conditions can affect the results achieved in practicing the process of the present invention. Over two decades of glyphosate use and published studies relating to such use have provided abundant information from which a weed control practitioner can select glyphosate application rates that are herbicidally effective on particular species at particular growth stages in particular environmental conditions.

[0096] A process of the present invention is applicable to any and all plant species on which glyphosate is biologically effective as a herbicide or plant growth regulator. This encompasses a very wide variety of plant species worldwide. Likewise, compositions of the invention can be applied to any and all plant species on which glyphosate is biologically effective.

[0097] In one embodiment, a glyphosate-containing herbicide is applied to the plant comprising the DNA constructs of the present invention, and the plants are evaluated for tolerance to the glyphosate herbicide. Any formulation of glyphosate can be used for testing plants comprising the DNA constructs of the present invention. For example, a glyphosate composition such as Roundup Ultra™ can be used. The testing parameters for an evaluation of the glyphosate tolerance of the plant will vary depending on a number of factors. Factors would include, but are not limited to the type of glyphosate formulation, the concentration and amount of glyphosate used in the formulation, the type of plant, the plant developmental stage during the time of the application, environmental conditions, the application method, and the number of times a particular formulation is applied. For example, plants can be tested in a greenhouse environment using a spray application method. The testing range using Roundup Ultra™ can include, but is not limited to 8 oz/acre to 256 oz/acre. The preferred commercially effective range can be from 16 oz/acre to 64 oz/acre of Roundup Ultra™, depending on the crop and stage of plant development. A crop can be sprayed with at least one application of a glyphosate formulation. For testing in cotton an application of 32 oz/acre at the 3-leaf stage may be followed by additional applications at later stages in development. For wheat an application of 32 oz/acre of Roundup Ultra™ at the 3-5 leaf stage can be used and may be followed with a pre- or post-harvest application, depending on the type of wheat to be tested. The test parameters can be optimized for each crop in order to find the particular plant comprising the constructs of the present invention that confers the desired commercially effective glyphosate tolerance level.

[0098] The following examples are included to demonstrate preferred embodiments of the invention. It should be appreciated by those of skill in the art that the techniques disclosed in the examples which follow represent techniques discovered by the inventors to function well in the practice of the invention. However, those of skill in the art should, in light of the present disclosure, appreciate that many changes can be made in the specific embodiments which are disclosed and still obtain a like or similar result without departing from the spirit and scope of the invention, therefore all matter set forth or shown in the accompanying drawings is to be interpreted as illustrative and not in a limiting sense.

EXAMPLES

EXAMPLE 1

[0099] The plasmid constructs used are either pUC cloning constructs or double border plant transformation constructs containing an *E. coli* origin of replication such as *ori322*, a broad host range origin of replication such as *oriV* or *oriRi*, and a coding region for a selectable marker such as *Spc/Str* that encodes for Tn7 aminoglycoside adenylyltransferase (*aadA*) confers resistance to spectinomycin or streptomycin, or a gentamicin (*Gm*, *Gent*) selectable marker. For plant transformation, the host bacterial strain was *Agrobacterium tumefaciens* ABI or LBA4404.

[0100] The genetic elements are described as follows: P-e35S is the 35S RNA from CaMV containing a duplication of the -90-

300 region as described in U. S. Patent No. 5,424,200; P-FMV is the 34S promoter from Figwort Mosaic Virus as described in U. S. Patent No. 5,378,619; P-eFMV is a derivative of the FMV promoter containing a duplicated enhancer region of the FMV promoter; CTP2 is the transit peptide region of *Arabidopsis* EPSP synthase as described in U. S. Patent No. 5,633,435; *aroA*:CP4syn (*aroA*:CP4) is the coding region for CP4 EPSP (synthetic sequence) as described in U. S. Patent No. 5,633,435 or further modified for expression in plants based on codon usage of particular plant species; E9 3' is the 3' end of an isolate of the pea RbcS gene that functions as a polyadenylation signal; *nos* is the 3' end of the nopaline synthase gene that functions as a polyadenylation signal; Hsp70 is the non-translated leader sequence from *Petunia hybrida* as described in U. S. Patent No. 5,362,865; GUS is the beta-glucuronidase coding sequence from *E. coli* (Jefferson, R. A. Proc. Natl. Acad. Sci. U. S. A., 83:8447-8451, 1987); the right border (RB) and left borders (LB) are from the Ti plasmid of *Agrobacterium tumefaciens* octopine and nopaline strains. The P-AtAct2 is the promoter from the *Arabidopsis thaliana* actin 2 gene; AtAct2i is the intron in the 5' untranslated region (UTR) of the *Arabidopsis thaliana* actin 2 gene; P-AtAct8 is the promoter from the *Arabidopsis thaliana* actin 8 gene; AtAct2i is the intron in the 5' UTR of the *Arabidopsis thaliana* actin 8 gene; P-AtAct11 is the promoter from the *Arabidopsis thaliana* actin 11 gene; AtAct11i is the intron in the 5' UTR of the *Arabidopsis thaliana* actin 11 gene; P-AtAct1a is the promoter from the *Arabidopsis thaliana* actin 1a gene, L-AtAct1a is the untranslated leader and I-AtAct1a is the intron from the genomic DNA of the actin 1a gene; P-AtAct1b is the promoter from the *Arabidopsis thaliana* actin 1b gene, L-AtAct1b is the untranslated leader and I-AtAct1b is the intron from the genomic DNA of the actin 1b gene; P-AtAct3 is the promoter from the *Arabidopsis thaliana* actin 3 gene, L-AtAct3 is the untranslated leader and I-AtAct3 is the intron from the genomic DNA of the actin 3 gene; P-AtAct7 is the promoter from the *Arabidopsis thaliana* actin 7 gene, L-AtAct7 is the untranslated leader and I-AtAct7 is the intron from the genomic DNA of the actin 7 gene; P-AtAct12 is the promoter from the *Arabidopsis thaliana* actin 12 gene, L-AtAct12 is the untranslated leader and I-AtAct12 is the intron from the genomic DNA of the actin 12 gene; P-AtEF1 α (P-AtEF1 or EF1 α) is the promoter from the *Arabidopsis thaliana* elongation factor gene 1 α , AtEF1 α -i (AtEF1-i) is the intron in the 5' UTR of the *Arabidopsis thaliana* elongation factor gene 1 α .

[0101] Figures 1-18 provide examples of plant transformation constructs that contain one to three plant expression cassettes. Multiple combinations of plant expression cassettes comprising the promoter and genetic elements of the present invention can be constructed and tested in crops plants by those skilled in the art of plant molecular biology without undue experimentation. The constructs illustrated in the Figures are not to be construed as the only constructs that can be assembled, but serve only as examples to those skilled in the art. Figure 1 (pCGN8086) provides an example of a plant transformation construct containing one expression cassette comprising one promoter of the present invention (P-AtAct8) operably linked to a gene of interest (CTP2-*aroA*:CP4syn). Figure 2 (pMON45325) provides an example of a plant transformation construct containing two expression cassettes comprising at least one promoter of the present invention (P-AtAct11) operably linked to at least one gene of interest (CTP2-*aroA*:CP4syn). Figure 3 (pMON45331) provides an example of a plant transformation construct containing one expression cassette comprising one promoter of the present invention (P-AtEF1 plus intron) operably linked to at least one gene of interest (CTP2-*aroA*:CP4syn). Figure 4 (pMON45332) provides an example of a plant transformation construct containing two expression cassettes comprising at least one promoter of the present invention (P-AtEF1 plus intron) operably linked to at least one gene of interest (CTP2-*aroA*:CP4syn). Figure 5 (pMON9190) provides an example of a plant transformation construct containing three expression cassettes wherein at least two promoters of the present invention (P-AtEF1 plus intron, AtEF1 α -i; P-AtAct2 plus intron, AtAct2i) are operably linked to at least one gene of interest (CTP2-*aroA*:CP4syn) and the P-eFMV promoter operably lined to CTP2-*aroA*:CP4syn. Figure 6 (pMON9153) plant expression cassettes are identical to those illustrated in Figure 4 (pMON45332), this plasmid map is illustrated for the purpose of identification of the expression cassettes for data shown on plant phenotype in the data tables shown in the specification. Figure 7 (pCGN8099) provides an example of a plant transformation construct containing two expression cassettes comprising hybrid promoters of the present invention, P-eFMV-AtEF1 α and P-e35S-AtAct8, driving transcription of the gene of interest (*aroA*:CP4syn). Figure 8 (pCGN8088) provides an example of a plant transformation construct containing two expression cassettes comprising one promoter of the present invention, P-AtAct8 plus intron, AtAct8i, and the P-eFMV promoter driving expression of a gene of interest (*aroA*:CP4syn). Figure 9 (pCGN8068) provides an example of a plant transformation construct containing two expression cassettes comprising one promoter of the present invention, P-AtAct2 plus intron, AtAct2i, and the P-eFMV promoter driving expression of a gene of interest (*aroA*:CP4syn). Figure 10 (pCGN8096) provides an example of a plant transformation construct containing two expression cassettes comprising hybrid promoters of the present invention, P-eFMV/-AtAct11 and P-e35S-AtAct2, driving transcription of the gene of interest (*aroA*:CP4syn). Figure 11 (pCGN9151) provides an example of a plant transformation construct containing two expression cassettes comprising hybrid promoters of the present invention, P-eFMV-AtEF1 α and P-e35S-AtAct2, driving transcription of the gene of interest (*aroA*:CP4syn). Figure 12 (pMON10156) provides an example of a plant transformation construct containing one expression cassette comprising the P-eFMV promoter driving expression of the *aroA*:CP4syn gene of interest, this vector is used for comparative purposes with the promoter sequences of the present invention. Figure 13 (pMON52059) provides an example of a plant transformation construct containing one expression cassette comprising a hybrid promoter (P-eFMV-AtEF1 α) driving the expression of the gene of interest (*aroA*:CP4syn). Figure 14 (pMON54952) provides an example of a plant transformation construct containing one expression cassette comprising one promoter of the present invention (P-AtAct1a plus AtAct1a intron) operably linked to at least one gene of interest (CTP2-*aroA*:CP4syn). Figure 15 (pMON54953) provides an example of a plant

transformation construct containing one expression cassette comprising one promoter of the present invention (P-AtAct1b plus AtAct1b intron) operably linked to at least one gene of interest (CTP2-*aroA*:CP4syn). Figure 16 (pMON54954) provides an example of a plant transformation construct containing one expression cassette comprising one promoter of the present invention (P-AtAct3 plus AtAct3 intron) operably linked to at least one gene of interest (CTP2-*aroA*:CP4syn). Figure 17 (pMON54955) provides an example of a plant transformation construct containing one expression cassette comprising one promoter of the present invention (P-AtAct7 plus AtAct7 intron) operably linked to at least one gene of interest (CTP2-*aroA*:CP4syn). Figure 18 (pMON54956) provides an example of a plant transformation construct containing one expression cassette comprising one promoter of the present invention (P-AtAct12 plus AtAct12 intron) operably linked to at least one gene of interest (CTP2-*aroA*:CP4syn).

EXAMPLE 2

[0102] The cloning constructs and GUS constructs are listed in Table 1. The *Arabidopsis* actin 2 promoter and intron (Genbank accession number U41998 as described in An et al., Plant J. 10:107-121, 1996) was isolated using *Arabidopsis thaliana* Landsberg *erecta* DNA as a template (Rogers and Bendich, Plant Mol. Biol. 5:69, 1998) using SEQ ID NO:1 (forward primer) and SEQ ID NO:2 (reverse primer) in a reaction as follows: 0.5 µg template DNA, 25 pmole of each primer, taq polymerase (BMB, Indianapolis, IN) using wax beads for "hot start" PCR. The PCR thermocycler conditions were as follows: 94°C for one minute; 30 cycles of: 92°C for 40 seconds, 55°C for one minute, 72°C for one minute and 30 seconds; and a five minute 72°C extension. The PCR reaction was purified using GeneClean II (Bio101 Inc., Vista, CA), digested with HindIII and NcoI, and ligated into construct pMON26149 (Table 1) digested with HindIII and NcoI. The promoter clone was sequence verified and the resulting construct was designated pMON26170 (Table 1).

Table 1. Cloning Constructs and GUS Constructs containing *Arabidopsis* Actin and EF1 promoter sequences

Construct	Description	Promoter*/Gene/3'
pMON26149	cloning construct	
pMON26170	plant expression construct	Act2/GUS/nos
pMON26171	plant expression construct	Act8/GUS/nos
pMON8677	cloning construct	
pMON48407	plant expression construct	Act11/GUS/nos
pMON26152	cloning construct	
pMON26177	plant expression construct	EF1/GUS/nos
pMON11750	plant expression construct	e35S/GUS/nos
pMON15737	plant expression construct	FMV/GUS/nos

* the actin and elongation factor promoter sequences also contain the intron sequence from the 5' UTR of the corresponding gene.

EXAMPLE 3

[0103] The *Arabidopsis* actin 8 promoter and intron (Genbank accession number U42007 as described in An et al., Plant J. 10:107-121, 1996) was isolated using *Arabidopsis thaliana* Landsberg *erecta* DNA as a template PCR conditions and purification methods described in Example 2 using primers SEQ ID NO:3 (forward primer) and SEQ ID NO:4 (reverse primer). The promoter was cloned using restriction enzymes as described in Example 2, sequence verified, and the resulting construct was designated pMON26171 (Table 1).

EXAMPLE 4

[0104] The *Arabidopsis* actin 11 promoter and intron (Genbank accession number U27981 as described in Huang et al., Plant Mol. Biol., 33:125-139, 1997) was isolated using *Arabidopsis thaliana* Landsberg *erecta* DNA as a template PCR conditions and purification methods described in Example 2 using primers SEQ ID NO:5 (forward primer) and SEQ ID NO:6 (reverse primer). The promoter was cloned using restriction enzymes EcoRV and NcoI and ligated into pMON8677 (Table 1), sequence verified, and the

resulting construct was designated pMON48407 (Table 1).

EXAMPLE 5

[0105] The *Arabidopsis* elongation factor 1 α (AtEF1 α) promoter and intron (Genbank accession number X16430 as described in Axelos et al., Mol. Gen. Genet. 219:106-112, 1989; Curie et al., NAR 19:1305-1310; Curie et al., Plant Mol. Biol. 18:1083-1089, 1992; Curie et al., Mol. Gen. Genet. 238:428-436, 1993) was isolated using *Arabidopsis thaliana* Landsberg *erecta* DNA as a template PCR conditions and purification methods described in Example 2 using primers SEQ ID NO:7 (forward primer) and SEQ ID NO:8 (reverse primer). The promoter was cloned using restriction enzymes HindIII and NcoI and ligated into pMON26152 (Table 1) as described in Example 2, sequence verified, and the resulting construct was designated pMON26177 (Table 1).

EXAMPLE 6

[0106] The plant transformation constructs described were mated into *Agrobacterium*. Cotton transformation was performed essentially as described in WO/0036911. The *Arabidopsis* transformation was performed as described in Ye et al., Plant Journal 19:249-257, 1999. The tomato transformation was performed as described in U. S. Patent No. 5,565,347.

EXAMPLE 7

[0107] A DNA construct is transformed into a target crop of interest via an appropriate delivery system such as an *Agrobacterium*-mediated transformation method (see for example U. S. Patent No. 5,569,834, U. S. Patent No. 5,416,011, U. S. Patent No. 5,631,152, U. S. Patent No. 5,159,135, U. S. Patent No. 5,004,863, and U. S. Provisional Appln. No. 60/111795). Alternatively, a particle bombardment method may be used (see for example Patent Applns. WO 92/15675, WO 97/48814 and European Patent Appln. 586,355, and U. S. Patent Nos. 5,120,657, 5,503,998, 5,830,728 and 5,015,580).

[0108] A large number of transformation and regeneration systems and methods are available and well-known to those of skill in the art. The stably transformed plants and progeny are subsequently analyzed for expression of the gene in tissues of interest by any number of molecular, immunodiagnostic, biochemical, and/or field evaluation methods known to those of skill in the art, including, but not limited to a spray test with a glyphosate formulation at commercially effective concentrations performed in a growth chamber or field environment.

EXAMPLE 8

[0109] The GUS assays are performed by routine methods known to those of skill in the art (see for example, Jefferson et al., EMBO J. 6:3901, 1987). For cotton, R0 plants were tested. The tissue was size selected at various stages in development, samples and pooled for analysis. The cotton floral bud was harvested and the male reproductive tissue samples (anthers and filaments), female reproductive tissue samples (entire stigma, style, and ovary), and corolla (sepals and petals) were taken. For the size selection, three floral buds from each stage were selected that included several sizes including small (less than 0.5 cm), medium (from 0.5-0.7 cm), and large (candle stage or open flower). Leaf samples were collected about 1-2 weeks after the cotton plants were placed in the greenhouse, and the other samples were collected approximately 1-2 months later. The first flowers were not collected (the first five fruiting positions were left intact).

[0110] For *Arabidopsis*, V1 plants were analyzed and only homozygous and heterozygous segregants were tested Eight to ten events per construct were analyzed (five plants per event). The GUS results for *Arabidopsis* represent pooled samples of 8-10 events. The values in the disclosed tables (Table 2 and Table 3) represent the average GUS expression for the designated tissue (pmol/MU/min/mg).

EXAMPLE 9

[0111] Plants were analyzed for GUS expression in leaf tissue and reproductive tissues including immature floral buds and flowers. The results are shown in Table 2. Constructs tested included pMON48407 (P-AtAct11 + intron/GUS/nos), pMON26170

(P-AtAct2 + intron/GUS/nos), pMON26171 (P-AtAct8 + intron/GUS/nos), pMON11750 (e35S/GUS/nos), pMON26177 (P-EF1 α + intron/GUS/nos), and pMON15737 (P-FMV/GUS/nos). The actin and elongation factor promoters conferred high levels of GUS expression in multiple tissues including reproductive tissues.

Table 2. Average Arabidopsis V1 GUS Expression

Construct	Leaf	Immature Floral Bud	Flower	Gynoecium	Androecium
pMON48407	6944	7394	8359	ND	ND
pMON26170	45238	74099	54502	73623	217292
pMON26171	29343	35884	37125	76311	207100
pMON11750	60844	14032	16263	35882	115049
pMON26177	47598	72871	96420	191066	507370
pMON15737	28314	57903	84457	44696	87876

EXAMPLE 10

[0112] The R0 cotton plants were tested for expression of the GUS reporter gene in selected tissues of various stages of development. The floral buds were staged by size (small, medium, and large; large=candle and open flower). The androecium represented the male reproductive tissues including the entire receptacle (stigma, style, and ovaries). The corolla sample was composed of sepals and petals. The tissue was prepared and GUS assays performed as described in EXAMPLE 8. The results are summarized in Table 3. The constructs tested included pMON48407 (P-EF1 α + intron/gus/nos), pMON26170 (P-AtAct2 + intron/gus/nos), and pMON48407 (P-AtAct11 + intron/gus/nos).

[0113] Six plants were tested and average GUS values obtained for pMON26177. Twenty plants were tested and average GUS values obtained for pMON26170. Eight plants were tested and average GUS values obtained for pMON48407. The results demonstrate that the actin and elongation factor promoters can be used for effective expression of operably linked genes, particularly in reproductive tissues

TABLE 3. GUS Assay Results for Cotton Plants

Construct	Promoter/intron	Tissue Tested	GUS Results
pMON26177	EF1 α	Leaf	11600
pMON26177	EF1 α	Small Corolla	396
pMON26177	EF1 α	Small Gynoecium	8670
pMON26177	EF1 α	Small Androecium	13771
pMON26177	EF1 α	Medium Corolla	362
pMON26177	EF1 α	Medium Gynoecium	3318
pMON26177	EF1 α	Medium Androecium	8006
pMON26177	EF1 α	Large Corolla	351
pMON26177	EF1 α	Large Gynoecium	500
pMON26177	EF1 α	Large Androecium	15512
pMON26170	Act2	Leaf	12718
pMON26170	Act2	Small Corolla	1296
pMON26170	Act2	Small Gynoecium	16684
pMON26170	Act2	Small Androecium	7570
pMON26170	Act2	Medium Corolla	742
pMON26170	Act2	Medium Gynoecium	10041
pMON26170	Act2	Medium Androecium	7893
pMON26170	Act2	Large Corolla	289
pMON26170	Act2	Large Gynoecium	3218
pMON26170	Act2	Large Androecium	42737

Construct	Promoter/intron	Tissue Tested	GUS Results
pMON48407	Act11	Leaf	28289
pMON48407	Act11	Small Corolla	10
pMON48407	Act11	Small Gynoecium	40755
pMON48407	Act11	Small Androecium	47834
pMON48407	Act11	Medium Corolla	742
pMON48407	Act11	Medium Gynoecium	52495
pMON48407	Act11	Medium Androecium	35573
pMON48407	Act11	Large Corolla	1072
pMON48407	Act11	Large Gynoecium	4869
pMON48407	Act11	Large Androecium	42737

EXAMPLE 11

[0114] Transformed plants were also tested in a greenhouse spray test using Roundup Ultra™ a glyphosate formulation with a Track Sprayer device (Roundup Ultra is a registered trademark of Monsanto Company). Plants were at the "two" true leaf or greater stage of growth and the leaves were dry before applying the Roundup® spray. The formulation used was Roundup Ultra™ as a 3 lb/gallon a.e. (acid equivalent) formulation. The calibration used was as follows:

[0115] For a 20 gallons/Acre spray volume:

Nozzle speed:	9501 evenflow
Spray pressure:	40 psi
Spray height	18 inches between top of canopy and nozzle tip
Track Speed	1.1 ft/sec., corresponding to a reading of 1950 - 1.0 volts.
Formulation:	Roundup Ultra™ (3 lbs. A.e./gallon)

[0116] The spray concentrations will vary, depending on the desired testing ranges. For example, for a desired rate of 8 oz/acre a working solution of 3.1 ml/L is used, and for a desired rate of 64 oz/A a working range of 24.8 ml/L is used.

[0117] The evaluation period will vary, depending on the crop, stage of plant development, and tolerance level desired.

EXAMPLE 12

[0118] The plant expression constructs used for tomato transformation are listed in Table 4. Tomato plants (TO) containing constructs comprising at least one actin or elongation factor promoter (with intron) operably linked to an *aroA:CP4* glyphosate tolerance gene are screened in a greenhouse glyphosate spray test with glyphosate (Roundup Ultra™) formulation for the efficiency of conferring glyphosate tolerance to transgenic tomato plants. Optionally, at least one actin or elongation factor promoter sequence operably linked to an *aroA:CP4* gene and an eFMV caulimovirus promoter operably linked to an *aroA:CP4* transformed into tomato plants are screened by spray application with glyphosate (Roundup Ultra™). Tomato plants are sprayed with 48 oz/acre then evaluated at two weeks post application for analysis of vegetative tolerance and up to 60 days post-application for analysis of reproductive tolerance. The results are shown in Table 4 and ranked according to efficiency of selecting reproductive tolerant lines. The percent vegetative tolerance is the percentage of the lines screened that demonstrated sufficient vegetative tolerance to glyphosate damage to be considered for further studies of agronomic traits in preparation for commercial candidacy. The percent reproductive tolerance is the percentage of the vegetative tolerant lines that also demonstrated sufficient reproductive tolerance to be considered for further agronomic evaluation. All of the constructs proved functional for providing vegetative tolerance and reproductive tolerance to the transgenic tomato plants. Various combinations of promoters are able to increase, the efficiency at which vegetative and reproductive tolerant lines could be selected by screening in this experiment. Constructs containing the *Arabidopsis* EF1 α promoter are more specifically associated with a high percentage

of vegetatively tolerant lines. P-Act2 promoter in combination with P-eFMV and P-AteF1 α (pCGN9190) provided an increase in the percentage of reproductively tolerant lines that are screened by this method.

Table 4. Greenhouse Track Spray Trials with Application Rate of 48 oz./Acre*

Construct	Description	# Lines Tested	%Vegetative Tolerance ¹	%Reprod. Toler. ²
pCGN9190	eFMV/CP4 + EF1 α /CP4 + Act2/CP4	930	83.2	52.4
pCGN9153	EF1 α /CP4 + eFMV/CP4	391	73.9	38.9
pCGN8086	Act8/CP4	21	47.6	38.1
pCGN8099	EF1 α /CP4 + Act8/CP4	71	84.5	36.6
pCGN8088	eFMV/CP4 + Act8/CP4	144	79.9	34.7
pMON45325	eFMV/CP4 + Act11/CP4	90	70.0	34.4
pCGN8096	Act11/CP4 + Act2/CP4	201	62.7	10.4
pCGN8067	Act2/CP4	205	67.3	8.8

* one application
¹ Pooled Results from 25 screens. Scored 14 days post-application
² Pooled Results from 25 screens. Scored up to 60 days post-application

[0119] Tomato seed yield is used as a measure of the efficacy of the various promoter sequences and combination of expression cassettes used in the present invention for conferring glyphosate tolerance to transgenic tomato plants. In Table 5, the results of three field experiments are shown on transgenic tomato plants containing constructs with the promoters of the present invention driving expression of the *aroA:CP4* coding sequence for glyphosate tolerance. Experiment 1 is a test of the plants produced from the constructs that contain the Figwort mosaic virus promoter (P-FMV) in the native and the duplicated enhanced version (P-eFMV) and additional genetic elements in the constructs that are also found in the constructs used to test the promoter sequences of the present invention. Additional genetic elements such as the source of the 5'untranslated sequence and the chloroplast transit peptide are also tested. The construct pMON20998 comprises the P-eFMV, linked to the petunia Hsp70 5' UTR, leader linked to the *Arabidopsis* EPSPS chloroplast transit peptide (CTP2), linked to the E9 3' termination region. The construct pMON20999 differs from pMON20998 only in that the promoter is P-FMV. The construct pMON10156 differs from pMON20998 only in that the CTP is from the *Petunia* EPSPS chloroplast transit peptide (CTP4). The construct pMON45312 differs from pMON20998 only in that the leader sequence is the native FMV leader sequence.

[0120] Tomato plants are transplanted into the field in rows. The plants are spray treated in the field at a rate of 48 oz./Acre with Roundup herbicide. The tomato seed is collected from the fruit and weighted. An unsprayed tomato line serves as the control for comparison purposes and the efficacy of each construct is expressed as a percentage of the control. The result of Experiment 1 (column 1 of Table 5) is that the FMV promoter and P-eFMV only provide 5-11% of the seed production of an unsprayed check. Experiment 2, and 3 tests the constructs of the present invention at different locations (columns 2 and 3 of Table 5). Experiment 2 is conducted at the same location as Experiment 1, the constructs pCGN8099 (Figure 7), pCGN9151 (Figure 11) and pCGN9190 (Figure 5) performed well by providing 25-46% of the seed relative to an unsprayed check. At a different location that has a cooler growing season, Experiment 3 demonstrated that pCGN8068 (Figure 9), pCGN8088 (Figure 8), pCGN8099, pCGN9151, pCGN9153 (Figure 6), and pMON45325 (Figure 2) are able to confer sufficient glyphosate tolerance for the tomatoes to set 34-77% of normal seed set relative to an unsprayed check.

Table 5. Tomato seed yield experiments

	Exp. 1 Seed wt grams	% of Control	Exp. 2 Seed wt grams	% of Control	Exp.3 Seed wt grams	% of Control
pMON20998	0.52	5.3				
pMON20999	0.84	8.6				
pMON10156	0.50	5.1				
pMON45312	1.07	11.0				
pCGN8068			0.48	8.4	7.06	77.8
pCGN8088			0.43	7.6	3.09	34.1
pCGN8096			0.40	7.0		
pCGN8099			1.85	32.5	6.93	76.4

	Exp. 1 Seed wt grams	% of Control	Exp. 2 Seed wt grams	% of Control	Exp.3 Seed wt grams	% of Control
pCGN9151			1.46	25.7	6.11	67.4
pCGN9153			0.68	12.0	4.03	44.4
pCGN9190			2.64	46.4		
pMON45325			0.31	5.4	3.37	37.2
pCGN8067						
Control	9.73	100.0	5.69	100.0	9.07	100.0

EXAMPLE 13

[0121] SEQ ID NOS: 1-8, and SEQ ID NOS:13-21 are PCR primers designed from publicly available sequence information for *Arabidopsis thaliana* Act1, Act2 (Genbank #U41998), Act3, Act7, Act8 (Genbank #ATU42007), Act11 (Genbank #ATU27981), Act12 and Elf1 α (Genbank #X16430) genes. These sequences are used to extend the nucleic acid sequence using polymerase chain reaction (PCR) amplification techniques (see for example, Mullis et al., Cold Spring Harbor Symp. Quant. Biol. 51:263, 1986; Erlich, et al., European Patent Appln. 50,424; European Patent Appln. 84,796, European Patent Appln. 258,017, European Patent Appln. 237,362; Mullis, European Patent Appln. 201,184; Mullis, et al., U. S. Patent No. 4,683,202; Erlich, U. S. Patent 4,582,788; and Saiki, et al., U. S. Patent No. 4,683,194). A number of PCR amplification methods are known to those of skill in the art and are used to identify nucleic acid sequences adjacent to a known sequence. For example, inverse PCR (IPCR) methods, which are used to amplify unknown DNA sequences adjacent to a core region of known sequence have been described. Other methods are also available such as capture PCR (Lagerstrom M., et al., PCR Methods Applic. 1:111, 1991), and walking PCR (Parker, et al., Nucleic Acids Res 19:3055, 1991). A number of manufacturers have also developed kits based on modifications of these methods for the purposes of identifying sequences of interest. Technical advances including improvements in primer and adaptor design, improvements in the polymerase enzyme, and thermocycler capabilities have facilitated quicker, efficient methods for isolating sequences of interest.

Table 5. Primer sequences for isolation of *Arabidopsis* Actin and EF1 α promoter sequences

At. Actin 2 forward:	TTTTTTTGATATCAAGCTTCAACTATTTTTATGTATGC
At. Actin 2 reverse:	GCCTCAGCCATGGTGAGTCTGCTGCAAACACACAAAAGA GTTCAAT
At. Actin 8 forward:	TTTTTTTGATATCAAGCTTCCATTTTTCT TITGCATAAT TC
At. Actin 8 reverse:	GCATCGGCCATGGTGAGTCTTCTGCAATCAAAAACATAAAA GATCTGA
At. Actin 11 forward:	TTTTTTTTAAGCTTGATATCACAACCAAATGTCAAATGG
At. Actin 11 reverse:	CCATCTGCCATGGTCTATATCCTGTC
At. EF1 α forward:	TTTTTTTTAAGCTTGATATCGGAAGTTTCTCTCTTG
At. EF1 α reverse:	CTTTCCCATGGTAGATCTCTGGTCAACAA ATC
At. Actin 1a forward:	CCCAAGCTTAAATGACATCAGATACACGC
At. Actin 1b forward:	CATAAGCTTAGAGGTCCAAATTCA
At. Actin 1 reverse:	CCATCAGCCATGGTCTTCTACCTTTATGCAAA
At. Actin 3 forward:	CCAAGCTTACCACACTCAGATGCATAAAACAAACACA
At. Actin 3 reverse:	CATCAGCCATGGTCTACTCTCTGCAAAAACA
At. Actin 7 forward:	GCAAAGCTTACTAGTCAACAATTGGCC
At. Actin 7 reverse:	GATCGGCCATGGTTCACATAAAAAAAG
At. Actin 12 forward:	GGAAGCTTGCGGCCGCTTTCTACTCTACATGTTTCT

[0122] The leaves of young plants of *Arabidopsis thaliana* (1 g) were homogenized in 9 ml of CTAB buffer (Saghai-Marooof et al. 1984, PNAS 81:8014-8018). The CTAB buffer contained 100 mM TrisHCl, pH 7.8, 700mM NaCl, 50mM EDTA, 1% CTAB (alkyltrimethylammoniumbromide) and 140 mM 2-mercaptoethanol. After 90 minutes incubation in 65 C, 4.5 ml of chloroform:isoamyl alcohol (24:1) was added and samples were mixed for 10 minutes. Aqueous layer was separated by centrifugation for 10 minutes at 1500 g and was re-extracted with chloroform:isoamyl alcohol. After second centrifugation,

aqueous layer was transferred to a tube containing 50 ml 10mg/ml RNase A (DNase free) and incubated in room temperature for 30 minutes to remove RNA. DNA was precipitated with 6 ml of isopropanol and re-suspended in 1 ml of 10 mM TrisHCl buffer pH 8.5. DNA solution was extracted once with equal volume of phenol and once with an equal volume of chloroform: isoamylalcohol. After centrifugation, 1/10 volume of sodium acetate (3M, pH 5.2) was added to aqueous layer, followed by 2.5 volume of ethanol. The DNA was hooked, washed in 70% ethanol, then air dried and re-suspended in 0.2 ml of 10mM TrisHCl buffer.

[0123] *Arabidopsis* genomic DNA (100 ng) was used in 50 ml PCR reactions. Reactions containing the primers shown in Table 5. contained 0.2 mM reverse and forward primer solutions, 200 nM dNTPs and PCR buffer with magnesium and DNA polymerase mix from Expand™ High Fidelity PCR System (Roche Molecular Biochemicals). After initial 2 minute denaturation at 94°C reactions were cycled 0.5 min at 94°C, 0.5 min at 55°C and 1.5 minute at 72°C for 35 times. PCR products were analyzed by electrophoresis on 1% agarose gel. Gel isolated DNA fragments representing Actin 1a, Actin 1b, Actin 7, and Actin 12 sequences were phosphorylated with T4 DNA kinase and ligated to dephosphorylated and Sma I cut pUC19 cloning construct. White colonies were screened for the presence of appropriate inserts and sequenced with M13 to confirm the presence of actin promoters. Selected clones were designated as pMON54941 (P-AtAct1a), pMON54942(P-AtAct1b), pMON54943 (P-AtAct7) and pMON54944 (P-AtAct12). Subsequently, the Actin promoters DNA fragments were released by Hind III and Nco I digest of the pUC19 constructs containing the insert sequences, the DNA fragments were gel isolated and ligated to pMON26165 that had been digested with the same restriction enzymes. A PCR product for the Actin 3 promoter (P-AtAct3) was digested with *Hind* III and *Nco* I and cloned directly into pMON26165 to form pMON54951. pMON26165 contains the GUS/nos terminator gene segment. Ligation with the promoter segments allows for assay of each promoter for functional activity by expression of the β-glucuronidase enzyme in plant cells. The plant cells can be isolated, for example, tobacco leaf protoplasts, or the plant cells may be contained in a plant tissue or organ, such as, leaf, root, cotyledon, hypocotyl, embryo, flower, or storage organ.

[0124] The expression level of GUS driven by these promoters is assayed in soybean hypocotyl in comparison with GUS driven by P-e35S promoter (Table 6). Plasmid DNA/gold particles was bombarded to soybean hypocotyls then after 48 hours the GUS activity was assayed histochemically. All of the Actin promoters tested in this assay show functional activity in the hypocotyl tissue demonstrating their utility for expression transgenes in heterologous crop plant species. The constructs containing *aroA:CP4* EPSPS driven by the *Arabidopsis* Actin 1a, (pMON54952), Actin 1b (pMON54953), Actin 3 (pMON54954), Actin 7 (pMON54955) and Actin 12 (pMON54956) promoters of the present invention were prepared in *Agrobacterium* binary plant transformation constructs for stable expression of the glyphosate resistant EPSPS in crop plants. These constructs are transformed into soybean and cotton cells, the cells are selected and regenerated into plants on glyphosate containing tissue culture media and then assayed for expression of the *aroA:CP4* protein and for tolerance to glyphosate application. Plants demonstrating commercially acceptable glyphosate tolerance are further developed by conventional breeding methods to transfer the glyphosate tolerance trait into germplasm adapted for cultivation.

Table 6. Activity of different *Arabidopsis* actin promoters in transient assay as compare to P-e35S.

Construct	GUS Activity
Pe35S/GUS	+++
P-AtAct1a/GUS	++
P-AtAct1b/GUS	++
P-AtAct3/GUS	++
P-AtAct7/GUS	++
P-AtAct12/GUS	+

EXAMPLE 14

[0125] Cotton yield is correlated with the number of squares set during the first four to five weeks of squaring. The retention of these squares to mature bolls and their contribution to the harvest of the cotton lint is a key component of yield. When determining the efficacy of transgene constructs for conferring herbicide tolerance in cotton, the amount of boll retention is a measure of efficacy and is a desirable trait. Transgenic cotton plants containing promoters of the present invention (Table 7) were assayed in greenhouse conditions for boll retention. The promoters directed expression of the *aroA:CP4* coding sequence for glyphosate tolerant phenotype. The plants were transformed by an *Agrobacterium-mediated* method or by a particle gun method. The particle gun constructs contained an additional GUS containing expression cassette useful for histochemical localization of β-glucuronidase activity from the promoters of the present invention. Transgenic plants were regenerated on glyphosate containing media and plants rooted on a rooting media. The rooted plantlets were potted in soil and transferred to a

growth chamber for a hardening off period. The seed from these plant lines were collected and planted. Fifteen plants from each line were sprayed with glyphosate at 48 ounces/acre at the 4 leaf stage. At least 8 surviving plants from each line were sprayed again at the 8 leaf stage with glyphosate at 48 ounces/acre. At maturity, the number of first position bolls for the first five bolls was counted. Those lines that had 3 or more of the first position bolls retained after the glyphosate spray (plant map \geq 3) were advanced for further study. Table 7 illustrates the data produced from this study. The number of lines mapped indicates the number of lines surviving the first glyphosate spray application. The commercial standard is Line 1445 (pMON17136) that contains the P-FMV promoter driving expression of the CTP2-*uaroA*:CP4 gene/E9 3', this line retains less than 1 of the 5 first bolls. The constructs, pCGN8099, pCGN9153, pCGN8088, pCGN8068 provided sufficient reproductive glyphosate tolerance in cotton such that 14-35% of the lines tested from these constructs were advanced for further agronomic trials.

Table 7. Greenhouse cotton boll retention study

Construct	Promoters	# lines Mapped	Plant Map \geq 3	% \geq 3
pCGN8099	eFMV:EF1a + e35S:Act8	104	36	34.6%
pCGN9153	EF1 α + FMV	36	12	33.3%
pCGN9165	EF1 α + 35S/GUS	3	1	33.3%
pCGN9152	EF1a	7	0	0.0%
pCGN8088	Act8 + FMV	43	6	14.0%
pCGN8086	Act8	7	0	0.0%
pCGN8068	Act2 + FMV	37	7	18.9%
pCGN8067	Act2	37	0	0.0%
pCGN8084	Act2 + FMV + 35S/GUS	5	0	0.0%
pCGN8085	Act2 + FMV/GUS	1	0	0.0%
pCGN9164	Act11 + 35S/GUS	21	1	4.8%
pMON45325	Act11 + FMV	43	0	0.0%
pCGN8096	eFMV:Act11 + e35S:Act2	14	0	0.0%
pCGN9154	eFMV:Act11 + e35S:Act2	16	1	6.3%
Line 1445	FMV		<1.0	

EXAMPLE 15

[0126] Cotton yield is correlated with the number of squares set during the first four to five weeks of squaring. The retention of these squares to mature bolls and their contribution to the harvest of the cotton lint is a key component of yield. When determining the efficacy of transgene constructs for conferring herbicide tolerance in cotton, the amount of boll retention is a measure of efficacy and is a desirable trait. Transgenic cotton plants containing promoters of the present invention were assayed in field conditions at two locations for boll retention. The transgenic cotton lines 502-254-2 (pCGN8068), 701-178-2 (pCGN8068), 53-2 (pCGN8088), 178-1 (pCGN9153), and 60-1 (pCGN9153) were compared to 1445 (glyphosate tolerance line) and PM1218BR (Paymaster 1218 parent) that contain the construct pMON17136 (P-FMV/CTP2-*aroA*:CP4/E93'), a wild type non-transgenic line, Coker 130 was included. The field design is a randomized complete block design consisting of 2 rows x 20-30 feet x 3 replications. Glyphosate is applied as Roundup Ultra™ formulation at rates of 1.12 lb ai/A = 48 oz product and 1.5 lb ai/A = 64 oz product at the 8 leaf stage of cotton plant development. All of the cotton plots are managed aggressively for weed and insect pest control, as well as other agronomic inputs such as planting time, fertilization, irrigation, PGR usage and defoliation. The percent boll retention is determined by mapping the location of each of the retained bolls by random selection of ten plants from the middle of the two center rows (five from each row) of each plot to map. The first mapping should be done 4 weeks after first flower (mid-season map), a second mapping should be done at harvest. The data collected includes the number of first position bolls on the bottom five flowering nodes that are counted as an indication of the reproductive tolerance of the transgenic cotton lines to glyphosate. Table 8 illustrates the advantage that promoters of the present invention have conferred to transgenic cotton plants for boll retention. This enhanced reproductive tolerance has resulted in increased lint yield (Table 9) and increased seed yield (Table 10) as well.

Table 8. Boll retention at mid-season plant map of bottom 5 first position bolls

	Location 1				Location 2		
	Untreated	48 oz/A	64 oz/A		Untreated	48 oz/A	64 oz/A
(17136)1445	68	67	53		81	63	62
(8068) 502-254-2	87	72	64		77	80	69
(8068) 701-178-2	85	77	60		84	86	76
(8088)53-2	89	81	80		79	76	73
(9153)178-1	77	83	73		85	71	79
(9153)60-1	80	89	81		77	82	87
PM1218BR	92	56	63				

Table 9. Lint Yield (lbs/Acre) and percent yield (Location 1)

Cultivar	Untreated	48oz/A	48oz/A %	64oz/A	64oz/A %
8068-502-254-2-4	1103	960	87.0%	858	77.8%
8068-701-178-2-2	1326	1219	91.9%	1177	88.8%
9153-60-1-1	1177	1206	102.5%	1171	99.5%
9153-178-1-1	1112	769	69.2%	750	67.4%
8088-53-2-11	1283	1071	83.5%	1097	85.5%
1445	1018	563	55.3%	490	48.1%
C130	1200	0	0.0%	0	0.0%
PM 1218 BR	1092	826	75.6%	713	65.3%

Table 10. Seed Cotton Yield (lbs/Acre) and percent yield (Location 1)

Cultivar	Untreated	48oz/A	48oz/A %	64oz/A	64oz/A %
8068-502-254-2-4	3357	2923	87.1%	2646	78.8%
8068-701-178-2-2	3720	3521	94.7%	3328	89.5%
9153-60-1-1	3294	3413	103.6%	3316	100.7%
9153-178-1-1	3468	2355	67.9%	2218	64.0%
8088-53-2-11	3404	2950	86.7%	2968	87.2%
1445	2835	1624	57.3%	1372	48.4%
C130	3272	0	0.0%	0	0.0%
PM 1218 B/RR	3036	2192	72.2%	1885	62.1%

EXAMPLE 16

[0127] The efficacy of the hybrid promoter P-eFMV-AtEF1 α driving expression of the CTP2-*aroA:CP4* coding sequence (Figure 13, pMON52059) and P-FMV/CTP2-*aroA:CP4/E93'* (pMON15737) was compared in transgenic *Arabidopsis thaliana*. The transgenic *Arabidopsis thaliana* plants were produced by the vacuum infiltration (Bechtold et al., C R Acad Paris Life Sci 316: 1194-1199) seeds were potted in soil in trays in a growth chamber adjusted for 24°C, 16 hour light (120 $\mu\text{E m}^{-2} \text{s}^{-1}$) cycle to permit normal growth and development of the plants. The pMON52059 V1 event glyphosate tolerant transgenic *Arabidopsis* plants were selected by spray application of glyphosate herbicide at a rate of 24 ounces/acre, the surviving plants were transplanted into individual pots. Eight pMON52059 V1 plants and eight pMON15737 homozygous plants were sprayed a second time corresponding to the observation of bolting, approximately 16 days after the at a rate of 24 ounces/acre. The second spray will determine the efficacy of the two constructs for conferring reproductive tolerance. The plants were observed for vegetative effects of glyphosate application. All plants had complete vegetative tolerance and no abnormal flowers were observed. However, abortion of siliques occurred indicated that seed had not been set in the aborted siliques. The total number of siliques produced by each plant and the siliques that contained seeds (fertile siliques) were counted and tabulated. The results are shown in Table 9 and indicate that the hybrid promoter construct pMON52059 demonstrated a greater than 10 fold improvement in fertile siliques, 89% compared to pMON15737 at 8%. The number of fertile fruiting structures is related to the amount of seed that can be produced, this is especially important in crops whose yield is associated with seed numbers. Crops such as cotton, soybean,

canola, wheat, and corn are crops where reproductive tolerance to glyphosate is essential for good yield.

Table 11. Comparison of the hybrid promoter P-eFMV-EF1 α (pMON52059) and P-FMV (pMON15737) in conferring reproductive tolerance to elyphosate in *Arabidopsis* plants.

pMON52059				pMON15737			
Plant Number	Fertile Siliques	Total Siliques	Percent Fertility	Plant Number	Fertile Siliques	Total Siliques	Percent Fertility
8819	39	50	78.0%	1	74	540	13.7%
8820	626	691	90.6%	2	23	600	3.8%
8821	507	561	90.4%	3	1	470	0.2%
8822	0	69	0.0%	4	20	646	3.1%
8823	512	534	95.9%	5	43	717	6.0%
8827	326	354	92.1%	6	22	651	3.4%
8833	432	461	93.7%	7	178	868	20.5%
8838	323	374	86.4%	8	40	520	7.7%
Total	2765	3094	89.4%	Total	401	5012	8.0%

EXAMPLE 17

[0128] Sunflower (*Helianthus annuus* L.) is a crop of agronomic importance for oil and food. The constructs pMON45325 (Figure 2), pMON45332 (Figure 4), and pMON45331 (Figure 3) of the present invention were transformed into sunflower. *Agrobacterium*-mediated transformation of sunflower has been reported (Schrammeijer et al., Plant Cell Reports, 9: 55-60, 1990; EP 0 486 234). Methods known by those skilled in the art of plant transformation with transgene expression constructs can include hypocotyls, apical meristems, protoplasm, and other sunflower tissues. Transgenic sunflower lines SFB250-27 contains pMON20999 (P-FMV/CTP2-aroA:CP4/E93') expression cassette; SFB288-01, SFB295-09 contain pMON45325 (P-eFMV/CTP2-aroA:CP4/E93':P-AtAct11 + intron/CTP2-aroA:CP4/E93'); SFB289-01 contains pMON45332 (P-AtEF1 α + intron/CTP2-aroA:CP4/E93':P-eFMV/CTP2-aroA:CP4/E93'); SFB303-08, SFB303-09, SFB303-11, and HA300B contain pMON45331 (P-AtEF1 α + intron/CTP2-aroA:CP4/E9). These lines are tested for glyphosate tolerance and are shown in Table 12.

[0129] The reproductive tolerance to glyphosate in sunflower can be measured as a function of the percent of normal heads, percent normal head size and the pollen production. These plants are sprayed with Glyphosate at V-4 and V-8 leaf stages at 0, 32 oz/acre or 64 ounces/acre rate. The sunflower plants are assessed for vegetative tolerance to glyphosate. Vegetative tolerance is achieved at 32 and 64 oz/acre levels of glyphosate spray at both V4 and V8 stages of plant development.

[0130] Vegetative glyphosate tolerant transgenic sunflower lines are scored for number of heads, percent normal heads, percent normal head size, and percent normal pollen shed. These traits are scored in a field test at one location. The tabulation of the head scores and pollen production is shown in Table 12. Lines selected from the constructs of the present invention show greater percent of normal heads, generally greater percent normal head size and better pollen shed.

Table 12. Sunflower glyphosate resistance scores

Line #	# heads	% normal heads	% normal head size	% pollen shed
SFB250-27	28	29	75	36
SFB288-01	11	36	73	73
SFB295-09	28	57	64	68
SFB289-01	13	38	92	38
SFB303-08	25	68	92	64
SFB303-09	43	81	88	88
SFB305-11	45	71	84	100
HA300B	30	100	97	97
non-trans segregant	0	0	0	0

EXAMPLE 18

[0131] *Cis* acting regulatory elements necessary for proper promoter regulation can be identified by a number of means. In one method, deletion analysis is carried out to remove regions of the promoter and the resulting promoter fragments are assayed for promoter activity. DNA fragments are considered necessary for promoter regulation if the activity of the truncated promoter is altered compared to the original promoter fragment. Through this deletion analysis, small regions of DNA can be identified which are necessary for positive or negative regulation of transcription. Promoter sequence motifs can also be identified and novel promoters engineered to contain these *cis* elements for modulating expression of operably linked transcribable sequences. See for example U. S. Patent No. 5,223,419, U. S. Patent No. 4,990,607, and U. S. Patent No. 5,097,025.

[0132] An alternative approach is to look for similar sequences between promoters with similar expression profiles. Promoters with overlapping patterns of activity can have common regulatory mechanisms. Several computer programs can be used to identify conserved, sequence motifs between promoters, including but not limited to MEME, SIGNAL SCAN, or GENE SCAN. These motifs can represent binding sites for transcription factors which act to regulate the promoters. Once the sequence motifs are identified, their function can be assayed. For example, the motif sequences can be deleted from the promoter to determine if the motif is necessary for proper promoter function. Alternatively, the motif can be added to a minimal promoter to test whether it is sufficient to activate transcription. Suspected negative regulatory elements can be tested for sufficiency by adding to an active promoter and testing for a reduction in promoter activity. Some *cis* acting regulatory elements may require other elements to function. Therefore, multiple elements can be tested in various combinations by any number of methods known to those of skill in the art.

[0133] Once functional promoter elements have been identified, promoter elements can be modified at the nucleotide level to affect protein binding. The modifications can cause either higher or lower affinity binding which would affect the level of transcription from that promoter.

[0134] Promoter elements can act additively or synergistically to affect promoter activity. In this regard, promoter elements from different 5' regulatory regions can be placed in tandem to obtain a promoter with a different spectrum of activity or different expression profile. Accordingly, combinations of promoter elements from heterologous sources or duplication of similar elements or the same element can confer a higher level of expression of operably linked transcribable sequences. For example, a promoter element can be multimerized to increase levels of expression specifically in the pattern affected by that promoter element.

[0135] The technical methods needed for constructing expression constructs containing the novel engineered 5' regulatory elements are known to those of skill in the art. The engineered promoters are tested in expression constructs and tested transiently by operably linking the novel promoters to a suitable reporter gene such as GUS and testing in a transient plant assay. The novel promoters are operably linked to one or more genes of interest and incorporated into a plant transformation construct along with one or more additional regulatory elements and transformed into a target plant of interest by a suitable DNA delivery system. The stably transformed plants and subsequent progeny are evaluated by any number of molecular, immunodiagnostic, biochemical, phenotypic, or field methods suitable for assessing the desired characteristic(s).

[0136] A DNA construct comprising: an expression cassette comprising a promoter DNA sequence comprising at least one *cis* element derived from a sequence selected from the group consisting of SEQ ID NO:9, SEQ ID NO:10, SEQ ID NO:11, SEQ ID NO:12, SEQ ID NO:22, SEQ ID NO:23, SEQ ID NO:24, SEQ ID NO:25, SEQ ID NO:26; a structural DNA sequence that encodes an agronomically useful protein; and a 3' non-translated region that functions in plants to cause the addition of polyadenylated nucleotides to the 3' end of the RNA sequence; wherein the structural gene is operably linked to the promoter and the 3' non-translated region, and the promoter DNA sequence is heterologous with respect to the structural DNA sequence.

[0137] A DNA construct as defined above, wherein the structural DNA sequence encodes a herbicide tolerance gene.

[0138] A DNA construct as defined above, wherein the herbicide tolerance gene is a glyphosate tolerance gene.

[0139] A DNA construct as defined above, wherein the glyphosate tolerance gene is an EPSP synthase gene or a glyphosate oxidoreductase gene.

[0140] A DNA construct as defined above, wherein the glyphosate tolerance gene is an *aroA*:CP4 gene.

[0141] A DNA construct as defined above, that, when introduced into a plant cell, confers to the plant cell tolerance to an

aqueous glyphosate formulation comprising at least 50 grams acid equivalent per liter of glyphosate.

[0142] A DNA construct as defined above, that, when introduced into a plant cell, confers to the plant cell tolerance to an aqueous glyphosate formulation comprising at least 300 grams acid equivalent per liter of glyphosate.

[0143] A DNA construct as defined above, that, when introduced into a plant cell, confers to the plant cell tolerance to at least one application of glyphosate at a rate of 16 oz per acre.

[0144] A DNA construct as defined above, wherein the structural DNA sequence is a *Bacillus thuringiensis* insect control gene.

[0145] A DNA construct as defined above, wherein the promoter DNA sequence consists essentially of a 5' regulatory region derived from a sequence selected from the group consisting of SEQ ID NO:9, SEQ ID NO:10, SEQ ID NO:11, SEQ ID NO:12, SEQ ID NO:22, SEQ ID NO:23, SEQ ID NO:24, SEQ ID NO:25, and SEQ ID NO:26.

[0146] A chimeric promoter DNA sequence comprising at least one *cis* element derived from a sequence selected from the group consisting of SEQ ID NO:9, SEQ ID NO:10, SEQ ID NO:11, and SEQ ID NO:12, SEQ ID NO:22, SEQ ID NO:23, SEQ ID NO:24, SEQ ID NO:25, SEQ ID NO:26; and said at least one *cis* element is operably linked to a heterologous promoter sequence.

[0147] A chimeric promoter DNA sequence as defined above, wherein the heterologous promoter sequence is a plant DNA virus promoter.

[0148] A chimeric promoter DNA sequence as defined above, wherein the plant DNA virus promoter is selected from the group consisting of Cauliflower mosaic virus and Figwort mosaic virus.

[0149] A chimeric promoter DNA sequence as defined above, wherein the chimeric promoter DNA sequence is selected from the group consisting of SEQ ID NO:27, SEQ ID NO:28, SEQ ID NO:29, and SEQ ID NO:30.

[0150] A DNA construct comprising: and expression cassette comprising a chimeric promoter DNA sequence comprising at least one *cis* element derived from a sequence selected from the group consisting of SEQ ID NO:9, SEQ ID NO:10, SEQ ID NO:11, SEQ ID NO:12, SEQ ID NO:22, SEQ ID NO:23, SEQ ID NO:24, SEQ ID NO:25, SEQ ID NO:26; and said at least one *cis* element is operably linked to a heterologous promoter sequence; a structural DNA sequence; and a 3' non-translated region that functions in plants to cause the addition of polyadenylated nucleotides to the 3' end of the RNA sequence; wherein the structural gene is operably linked to the promoter and the 3' non-translated region, and the promoter DNA sequence is heterologous with respect to the structural DNA sequence.

[0151] A DNA construct as defined above, wherein the structural DNA sequence encodes a herbicide tolerance gene.

[0152] A DNA construct as defined above, wherein the herbicide tolerance gene is a glyphosate tolerance gene.

[0153] A DNA construct as defined above, wherein the glyphosate tolerance gene is an EPSP synthase gene or a glyphosate oxidoreductase gene.

[0154] A DNA construct as defined above, wherein the glyphosate tolerance gene is an *aroA:CP4* gene.

[0155] A DNA construct as defined above, that, when introduced into a plant cell, confers to the plant cell tolerance to an aqueous glyphosate formulation comprising at least 50 grams acid equivalent per liter of glyphosate.

[0156] A DNA construct as defined above, that, when introduced into a plant cell, confers to the plant cell tolerance to an aqueous glyphosate formulation comprising at least 300 grams acid equivalent per liter of glyphosate.

[0157] A DNA construct as defined above, that, when introduced into a plant cell, confers to the plant cell tolerance to at least one application of glyphosate at a rate of 16 oz per acre.

[0158] A DNA construct as defined above, wherein the structural DNA sequence is an insect control gene.

[0159] A DNA construct as defined above, wherein the insect control gene is derived from *Bacillus thuringiensis*.

[0160] A DNA construct comprising a chimeric promoter DNA sequence selected from the group consisting of SEQ ID NO:27,

SEQ ID NO:28, SEQ ID NO:29, and SEQ ID NO:30; a structural DNA sequence; and a 3' non-translated region that functions in plants to cause the addition of polyadenylated nucleotides to the 3' end of the RNA sequence; wherein the structural gene is operably linked to the chimeric promoter and the 3' non-translated region, and the chimeric promoter DNA sequence is heterologous with respect to the structural DNA sequence.

[0161] A DNA construct as defined above, wherein the structural DNA sequence encodes a herbicide tolerance gene.

[0162] A DNA construct as defined above, wherein the herbicide tolerance gene is a glyphosate tolerance gene.

[0163] A DNA construct as defined above, wherein the glyphosate tolerance gene is an EPSP synthase gene or a glyphosate oxidoreductase gene.

[0164] A DNA construct as defined above, wherein the glyphosate tolerance gene is an *aroA*:CP4 gene.

[0165] A DNA construct as defined above, that, when introduced into a plant cell, confers to the plant cell tolerance to an aqueous glyphosate formulation comprising at least 50 grams acid equivalent per liter of glyphosate.

[0166] A DNA construct as defined above, that, when introduced into a plant cell, confers to the plant cell tolerance to an aqueous glyphosate formulation comprising at least 300 grams acid equivalent per liter of glyphosate.

[0167] A DNA construct as defined above, that, when introduced into a plant cell, confers to the plant cell tolerance to at least one application of glyphosate formulation at a rate of 16 oz per acre.

[0168] A transgenic crop plant comprising the DNA construct as defined above.

[0169] A transgenic crop plant as defined above, wherein said crop plant is a monocot crop species.

[0170] A transgenic crop plant as defined above, wherein said crop plant is a dicot crop species. A transgenic crop plant as defined above, wherein the herbicide tolerance gene is a glyphosate tolerance gene.

[0171] A transgenic crop plant comprising the DNA construct as defined above.

[0172] A transgenic crop plant as defined above, wherein said crop plant is a monocot crop species.

[0173] A transgenic crop plant as defined above, wherein said crop plant is a dicot crop species. A transgenic crop plant comprising the DNA construct as defined above.

[0174] A transgenic crop plant as defined above, wherein said crop plant is a monocot crop species.

[0175] A transgenic crop plant as defined above, wherein said crop plant is a dicot crop species. A transgenic crop plant comprising the DNA construct as defined above.

[0176] A transgenic crop plant as defined above, wherein said crop plant is a monocot crop species.

[0177] A transgenic crop plant as defined above, wherein said crop plant is a dicot crop species. A DNA construct comprising a first expression cassette and a second expression cassette, wherein said first expression cassette comprises a promoter DNA sequence comprising at least one cis element derived from a sequence selected from the group consisting of SEQ ID NO:9, SEQ ID NO:10, SEQ ID NO:11, SEQ ID NO:12, SEQ ID NO:22, SEQ ID NO:23, SEQ ID NO:24, SEQ ID NO:25, SEQ ID NO:26; a structural DNA sequence that encodes an agronomically useful protein; and a 3' non-translated region that functions in plants to cause the addition of polyadenylated nucleotides to the 3' end of the RNA sequence; wherein the structural gene is operably linked to the promoter and the 3' non-translated region, and the promoter DNA sequence is heterologous with respect to the structural DNA sequence; and said second expression cassette comprises a promoter DNA sequence comprising at least one cis element derived from a sequence selected from the group consisting of SEQ ID NO:9, SEQ ID NO:10, SEQ ID NO:11, SEQ ID NO:12, SEQ ID NO:22, SEQ ID NO:23, SEQ ID NO:24, SEQ ID NO:25, SEQ ID NO:26; a structural DNA sequence that encodes an agronomically useful protein; and a 3' non-translated region that functions in plants to cause the addition of polyadenylated nucleotides to the 3' end of the RNA sequence; wherein the structural gene is operably linked to the promoter and the 3' non-translated region, and the promoter DNA sequence is heterologous with respect to the structural DNA sequence.

[0178] A method of expressing a structural DNA sequence in a plant, the method comprising:

1. (1) providing a DNA construct comprising a promoter that is functional in a plant cell, the promoter comprising at least one cis element derived from a sequence selected from the group consisting of SEQ ID NO:9, SEQ ID NO:10, SEQ ID NO:11, and SEQ ID NO: 12; , SEQ ID NO:22, SEQ ID NO:23, SEQ ID NO:24, SEQ ID NO:25, SEQ ID NO:26; a structural DNA sequence encoding an agronomically useful protein; and a 3' non-translated region that functions to cause the addition of polyadenylated nucleotides to the 3' end of the RNA sequence; wherein the structural gene is operably linked to the promoter and the 3' non-translated region, and the promoter is heterologous with respect to the structural DNA sequence; (2) introducing the DNA construct into a plant cell; and (3) regenerating the plant cell to produce the plant such that the structural DNA sequence is expressible in the plant.

[0179] A method of expressing a structural DNA sequence in a plant, the method comprising:

1. (1) providing a DNA construct comprising a promoter that is functional in a plant cell, the promoter comprising a sequence selected from the group consisting of SEQ ID NO:27, SEQ ID NO:28, SEQ ID NO:29, and SEQ ID NO:30; a structural DNA sequence; and a 3' non-translated region that functions to cause the addition of polyadenylated nucleotides to the 3' end of the RNA sequence; wherein the structural gene is operably linked to the promoter and the 3' non-translated region, and the promoter is heterologous with respect to the structural DNA sequence; (2) introducing the DNA construct into a plant cell; and (3) regenerating the plant cell to produce the plant such that the structural DNA sequence is expressible in the plant.

[0180] A method of controlling weeds, the method comprising: (1) providing a crop plant transformed with a DNA construct that comprises a promoter that is functional in a plant cell, the promoter comprising at least one cis element derived from a sequence selected from the group consisting of SEQ ID NO:9, SEQ ID NO:10, SEQ ID NO:11, and SEQ ID NO: 12; , SEQ ID NO:22, SEQ ID NO:23, SEQ ID NO:24, SEQ ID NO:25, SEQ ID NO:26; a glyphosate tolerance gene; and a 3' non-translated region that functions to cause the addition of polyadenylated nucleotides to the 3' end of the RNA sequence; wherein the glyphosate tolerance gene is operably linked to the promoter and the 3' non-translated region, and the promoter is heterologous with respect to the glyphosate tolerance gene; and (2) applying to the crop plant a sufficient amount of glyphosate to control weeds without damaging the crop plant.

[0181] A method of controlling weeds, the method comprising: (1) providing a crop plant transformed with a DNA construct that comprises a promoter that is functional in a plant cell, the promoter comprising a sequence selected from the group consisting of SEQ ID NO:27, SEQ ID NO:28, SEQ ID NO:29, and SEQ ID NO:30; a glyphosate tolerance gene; and a 3' non-translated region that functions to cause the addition of polyadenylated nucleotides to the 3' end of the RNA sequence; wherein the glyphosate tolerance gene is operably linked to the promoter and the 3' non-translated region, and the promoter is heterologous with respect to the glyphosate tolerance gene; and (2) applying to the crop plant a sufficient amount of glyphosate to control weeds without damaging the crop plant.

SEQUENCE LISTING

[0182]

<110> Fincher, Karen L. Flasinski, Stanislaw Wilkinson, Jack Q.

<120> Novel Plant Expression Constructs

<130> P 97222

<140> US 60/171,173

<141> 1999-12-16

<160> 30

<170> PatentIn version 3.0

<210> 1

<211> 39

<212> DNA

<213> Artificial

<220>

<223> Synthetic Oligonucleotide

<400> 1

tttttttga tatcaagct caactatctt tatgtatgc 39

<210> 2

<211> 47

<212> DNA

<213> Artificial

<220>

<223> Synthetic Oligonucleotide

<400> 2

gcctcagcca tggtagtct gctgcaaaca cacaaaaaga gttcaat 47

<210> 3

<211> 42

<212> DNA

<213> Artificial

<220>

<223> Synthetic Oligonucleotide

<400> 3

tttttttga tatcaagct caattttct tttgcataat tc 42

<210> 4

<211> 47

<212> DNA

<213> Artificial

<220>

<223> Synthetic Oligonucleotide

<400> 4

gcatcggcca tggtagtct tctgcaatca aaaacataaa gatctga 47

<210> 5

<211> 40

<212> DNA

<213> Artificial

<220>

<223> Synthetic Oligonucleotide

<400> 5

tttttttta agcttgatat cacaacaaa tgcaaatgg 40

<210> 6

<211> 26

<212> DNA

<213> Artificial

<220>

<223> Synthetic Oligonucleotide

<400> 6

ccaatcgcca tggctatat cctgtc 26

<210> 7

<211> 37

<212> DNA

<213> Artificial

<220>

<223> Synthetic Oligonucleotide

<400> 7

ttttttta agcttgatc cggagtttc tctcttg 37

<210> 8

<211> 33

<212> DNA

<213> Artificial

<220>

<223> Synthetic Oligonucleotide

<400> 8

citttcccat ggtagatctc tggcaacaa atc 33

<210> 9

<211> 1219

<212> DNA

<213> Arabidopsis Thaliana

<400> 9

caactathtt tatgtatgca agagtcagca tatgtataat tgattcagaa tcgttttgac 60
gagttcggat gtagtagtag ccattathta atgtacatac taatcgtgaa tagtgatag 120
atgaaacatt gtatcttatt gtataaatat ccataaacac atcatgaaag acactttctt 180
tcacggtctg aattaattat gatacaattc taatagaaaa cgaattaaat tacggtgaa 240
tgtatgaaat ctaattgaac aagccaacca cgaacgacac taacggtgac tggattgact 300
cggtttaagt taaccactaa aaaaacggag ctgtcatgta acacgaggat cgaacgagtc 360
acagtcatga agccatcaaa gcaaaagaac taatccaagg gctgagatga ttaattagtt 420
taaaaattag ttaaacagag ggaaaaggct gtctgacagc caggtcacgt tatctttacc 480
tgtggtogaa atgattcgtg tctgtcgatt ttaattatht tttgaaagg ccgaaaataa 540
agttgtaaga gataaacccg cctatataaa ttcataatht ttcctctccg ctttgaattg 600
tctcgttgto ctctcactt tcatcagccg ttttgaatct ccggcgaactt gacagagaag 660
aacaaggaag aagactaaga gagaaagtaa gagataatcc aggagattca tctcctggtt 720
tgaatcttcc tcaatctcat cttcttccgc tctttcttcc caaggttaata ggaactttct 780
ggatctaactt tatttgctgg atctcagatct tgtttttctca atttccttga gatctggaat 840
tcgtttaatt tggatctgtg aacctcact aatcttttg gttttactag aatogactca 900
agttgaccga tcagttagct cgattatagc taccagaatt tggcttgacc ttgatggaga 960
gatccatggtt catggttacct gggaaatgat ttgtatatgt gaattgaaat ctgaactggt 1020
gaagttagat tgaatctgaa cactgtcaat gtttagattga atctgaacac tgtttaagtt 1080
agatgaagtt tgtgtataga ttcttcgaaa ctttaggatt tgtagtgtcg tacggtgaa 1140
agaaaactat ttctgattca atcaggggtt atttgactgt attgaactct ttttgtgtgt 1200
ttgcagcaga ctccaccatg 1219

<210> 10

<211> 1271

<212> DNA

<213> Arabidopsis Thaliana

<220>
 <221> misc_feature
 <222> (535)..(536)
 <223> y = c or t/u

<220>
 <221> misc_feature
 <222> (561)..(561)
 <223> y = c or t/u

<400> 10
 ccatttttct ttgcataat toatgtttat ttttttattt ttttcatctt gcataattca 60

tgtttaaaag gatataatac tgggtctact acattctcct gacattacgt tttatgtgtt 120
 tgttctctga aaataatcat caaaatattt caggacttgt ttacgttttc aggagaaaaa 180
 aaataactgt acccttttca atatagaat aacatttga gaaatcgtgg attttcctta 240
 ataaacaatc caaaacacga ccaccgttgt ctctctgact cggtaacacc cgatcgcoga 300
 cttgaaaatt agaagaaaaa tgaaaagaat aataaaaaaa aaaaaggaat gatgattgaa 360
 gctgtcatat atgtcgacct tatcacagtc aatccaatag cctataatcg ccaactgata 420
 tatccaacgg ctcaacaatt ttcaaaaact tttcaaaaaa gtataataaa agaggctgtc 480
 tgacagccat gtcacgttat actttttccg tatgatcgaa atgattcgtc tttgyygaat 540
 ttaattattt ccaaaattga ygactctaaa gaaaaaaaaa tagtttttca gataaaccog 600
 cctataataa tagttcaaca ctcggtttat ttcttctccc ctcaaagaat tgcctcgtcg 660
 tcttcagctt catcgccgtt tgcatttccc ggcgataaga gagagaaaga ggagaagag 720
 tgagccagtt ctctcatcgt gtggttcttg tttcttctcc gatctctcga tcttctgctt 780
 ttgcttttcc gattaaggta attaaaacct ccgatctact tgttcttctg ttggatctcg 840
 attacgattt ctaagttacc ttcaaaagtt gtttccgatt tgattttgat tggaaattag 900
 atcgggtcaaa ctattggaaa tttttgatcc tggcaccgat tagctcaacg attcatgttt 960
 gacttgatct tgcgttgtat ttgaaatcga tccggatcct ttcgcttctt ctgtcaatag 1020
 gaatctgaaa tttgaaatgt tagttgaagt ttgacttcag attctgttga tttattgact 1080
 gtaacathtt gtcttccgat gagtatggat tgcgttgaat ctgctttcat tatgattcta 1140
 ttgatagata catcatatca tgaattgaat ctactcatga atgaaaagcc tggtttgatt 1200
 aagaaagtgt tttcggtttt ctcgatcaag attcagatct ttatgttttt gattgcagat 1260
 cgtagaccat g 1271

<210> 11
 <211> 1393
 <212> DNA
 <213> Arabidopsis Thaliana

<400> 11
 acaaccaaat gtcaaatgga atgcatcaga gaccaaacct gtaagagtcc acaaaacaat 60
 tcaaaagaaag aatatcaaca attcagagat tcaatcctaa acaaaaaaga gaactgaaac 120
 caaatcgtac ctacacgacc agtgaagata ccaatagaga gctctgttgt agaatacaac 180
 acattaagcg caattagcag aaacagttct ttcactctgc gatttccact tgtcactact 240
 ccaaaaacct ccaaaacctt ttcaaaaaca gacacttttg ccatgtctac atctttccct 300
 tccccgaaaa acacatcatt tccatcaacg gagtaaatat ccggcggcat atcgatgctc 360
 gagaccgtcc tatcgagaaa aggcttagcc gcttccgtga ccgcggcgtc tctgtgaccg 420

```

tgagattgct gaaacgagcg agaataagca agcctccgat cattagcagc atatccgaca 480
tcgctgctcc gatcatcagg gagctcgta tcgcctcgag gattaagga aatggatctc 540
tccatthtct tctttgatct taaagttcca acttcggcaa atactaaat caacagtcag 600
tcgtacaaag aaactctgct tatakagtaa agtcaatggg ccactgttct aagccatat 660
ataatthtag aagccatag aatacaaaag agtcaagaag cattgaccgc acaagaaaa 720
aacaattgtt aaaaagggtt ggttagtgtg tatgtatata tgaatgcaa caaacattat 780
acagccattt aaatatggtt gttataggtt gatgtcccca ttaaggaact ttatccagcc 840
cattaaatta ctttacagag taaaagagag agagaagatt tacagttacg ttaccaaat 900
ttcgaaatga ttttaattag aataaataaa taattaaatg tcagttactc tctttagaaa 960
gctaataaag acagctgtht ccaccaacaa cgtgactggt cgtggggtcc tccttcgtht 1020
aaagtgatat tcagaaatca acggctgaga tcttctccat caatatttat tacgggctta 1080
ttccttcctt ttttaaacct caattctcgg gctcacattc tcttctcat tcgctccgth 1140
tctctctcaa aaactacaca ccggtaccac accaccacc tcctcgttht ctccagagatc 1200
ccctctctaa cttctaaggt aatcacattt ccataacgth ccacgthcat tgattcttca 1260
ttagtatgcg tttatgaagc tttttcaatt taattctctt tggtagatct taagattcct 1320
ctgtttcttg caaaataaag ggttcaatta tgctaattt ttttatatca atthtgacag 1380
gatatagacc atg 1393

```

<210> 12
 <211> 1160
 <212> DNA
 <213> Arabidopsis Thaliana

<220>
 <221> misc_feature
 <222> (565)..(565)
 <223> y = c or t/u

<220>
 <221> misc_feature
 <222> (571)..(571)
 <223> y = c or t/u

<220>
 <221> misc_feature
 <222> (638)..(638)
 <223> n = a or g or c or t/u

<220>
 <221> misc_feature
 <222> (656)..(656)
 <223> n = a or g or c or t/u

<400> 12
 ggaagthtct ctcttgaggg aggttgctcg tggaaatggga cacatatggt tgttataata 60

aaccatttcc attgtcatga gattttgagg ttaatatata ctttacttgt tcattatttt 120
 atttggtggt tgaataaatg atataaatgg ctcttgataa tctgcattca ttgagatacc 180
 aaatattttac tctagagaag agtgtcatal agattgatgg tccacaatca atgaaatttt 240
 tgggagacga acatgtataa ccatttgctt gaataacctt aattaaaagg tgtgattaaa 300
 tgatgtttgt aacatgtagt actaaacatt cataaaacac aaccaacca agaggatttg 360
 agtattcacg gctaaacagg gccataatgg taatttaaag aatgatatta ttttatgtta 420
 aaccctaaca ttggtttcgg attcaacgct ataaataaaa ccaactctcgt tgcgtattcc 480
 atttatcgtt cttattgacc ctacccgcta cacacttttc tgcgatatct ctgaggtaag 540
 cgttaacgta cccttaratc gttcyytttc yttttcgtct gctgatogtt gctcatatta 600
 tttcogatgat tgttggtacc gatgctcttt gttgattnat cgttctgaaa attctnatct 660
 gttgttttaga ttttatcogt tgtaaatato aacgtttcac tgcttctaaa cgataattta 720
 ttcattgaaac tattttocca ttctgatcga tcttgttttg agattttaat ttgttcgatt 780
 gattgttggt tgggtgatct atatacagagt gaacttgggt atttgcgat ttaagatgta 840
 tgtogatttg aattgtgatt gggaattctt ggagtagcat acaaatcca gtgtccctt 900
 tttotaaggg taattctcgg attgtttgot ttatatctct tgaattgcc gatttgattg 960
 aatttagctc gcttagctca gatgatagag caccacaatt tttgtgtag aaatcggttt 1020
 gactccgata gcggcgtttt actatgattg ttttgtgta aagatgattt tcataatggt 1080
 tatatatgct tactgttttt attgattcaa tatttgattg ttcttttttt tgcagatttg 1140
 ttgaccagag atctaccatg 1160

<210> 13

<211> 29

<212> DNA

<213> Artificial

<220>

<223> Synthetic Oligonucleotide

<400> 13

ccaagctta aatgacatca gatacacgc 29

<210> 14

<211> 24

<212> DNA

<213> Artificial

<220>

<223> Synthetic Oligonucleotide

<400> 14

cataagctta gaggtccaaa ttca 24

<210> 15

<211> 32

<212> DNA

<213> Artificial

<220>

<223> Synthetic Oligonucleotide

<400> 15

ccatcagcca tggcttcta cctttatgca aa 32

<210> 16

<211> 36

<212> DNA

<213> Artificial

<220>

<223> Synthetic Oligonucleotide

<400> 16

ccaagcttac cacactcaga tgcataaaca aacaca 36

<210> 17

<211> 31

<212> DNA

<213> Artificial

<220>

<223> Synthetic Oligonucleotide

<400> 17

catcagccat ggtctactct ctgcaaaaac a 31

<210> 18

<211> 27

<212> DNA

<213> Artificial

<220>

<223> Synthetic Oligonucleotide

<400> 18

gcaaagctta ctagtcaaca attggcc 27

<210> 19

<211> 28

<212> DNA

<213> Artificial

<220>

<223> Synthetic Oligonucleotide

<400> 19

gatcgccat ggtcactaa aaaaaaag 28

<210> 20

<211> 36

<212> DNA

<213> Artificial

<220>

<223> Synthetic Oligonucleotide

<400> 20

ggaagcttgc ggccgcttc tactctacat gtttct 36

<210> 21

<211> 31

<212> DNA

<213> Synthetic Oligonucleotide

<400> 21

gactagccgc catggtcaa tcctagctg a 31

<210> 22

<211> 1578

<212> DNA

<213> Arabidopsis Thaliana


```

<400> 22
taaatgacat cagatacacg cttgtgaacc atctttaaag tattgatgga ctcttcacta    60
tgaagctctt cttttaaatt aattttcttt gtacatgtct ctaagcaatg tcaaattaat    120
tagaggctca aattcaaaaa aatgtcgtat tgaatcattc cttactataa ttggttcaat    180
gtcagattta aacagootag ggataattta gtgagatag agattctact ttcaacatat    240
actaatccta aatctctagc aactttttat ataagetata aatacoatga aaatgtattt    300
taatcgtttc ataatttatg cagtcacact aatggaaaaa aggccaaatta ttattatttt    360
cttcagacta taaatgaaaa cataaattaa aatgcagatt agttttaaata ttttaataagt    420
aagtaaatg cttatagcct tatacaaaat catatttgga agtttctaac attggtgcaa    480
tttgttatca caaatcacag taatatttgt atactaatta gtaattacaa ctatacacia    540
atthaaatgg gtaatcatal atttgtgtcc agtggattga acaaatatgc tcggcccatg    600
cggaagtaat gccaattttg ggtgagtaaa gcccatgcga aattttcaca taagaaatgc    660
atgctttttg ttttcaacga catgagttgc atgcttttta tcattgotta tatagttgca    720
agtttgcaac tccttgatat tttttttatg tagacactac taccacccaaa aacttttggg    780
ctgcttattc ttgtttacta tgtaaaaaaa ataaatgaat tgtttathta ctcogatttg    840
atggagtctg gtttatgagg ttttatagcc tttacagaaa attgatagtt acaaaaatat    900

ttttcaaaaa taaaagggta aaaccgtcat ttcaagttgt tattgttttg ggggactgga    960
tttgaatga aatatagaac cggaaaacaa ggtgagccga agtcgaagcc tttggaccgg    1020
tttttatatt tactcctccc attccttctc ccttcaatcc ttccttctc ctcctccctt    1080
cttcttcttc ccctctttca ttttccagcc actacaaact tttctatctc tacttttttt    1140
cctctcgatt tcaggtaact tttgagaccc tttgttgtga ttttcaaca cacaccccaa    1200
ttacgtttga tttttgatcc cgcacgatt tcaattcatc cgtttctgag tttcttttgg    1260
atctgggtgt cttgagctaa tcttttogat ctgttgttta tcgattttac tcatgogtat    1320
gttcattaca ccatttgta tttgtttaat caacccaaaag actcatgttt ttcaaatgtc    1380
tttaataata tttttctgat tgaattttat aatatttaca tgattctgga tccagaatat    1440
ccttcttctt cttccatttt gtocgtatt gatttgcctt tgaaaaagga ttgttctttg    1500
tatctgtatt ggtgaaaaag gattgttatt tgttgataaa aatttgatct ttaacaatg    1560
tttggttttg cataaagg                                     1578

```

<210> 23

<211> 1468

<212> DNA

<213> Arabidopsis Thaliana

<400> 23

```

ttagaggctc aaattcaaaa aaatgctgta ttgaatcatt ccattactaa attggttcaa    60
tgtcagattt aaacagccta gggataattt agtgagatat gagattctac tttcaacata    120
tactaatcct aaatctctag caacttttta tataagctat aaatatoatg aaaatgtatt    180
ttaatcgttt cataatttat gcagtcacac taatggaaaa aaggccaatt attattattt    240
tcttcagact ataaatgaaa acataaatta aaatgcagat tagtttaaaa ttttaataag    300
taagtaaaat gcttatagcc ttatacaaaa tcatatttgg aagtttctaa cattgttgca    360
atgtgttata acaaatcaca gtaatatgtg tataactaatt agtaattaca actatacaca    420
aatttaaatg ggtaaatcata tatttgtgto cagtggattg aacaaatagc ctcggcccat    480
gcggaagtaa tgccaathtt gggtagtaaa agcccatgcy aaattttcac ataagaaatg    540
catgcttttt gttttcaacg acatgagttg catgcttttt atcattgctt atatagttgc    600
aagtttgcaa ctccttgata ttttttttat gttagacact ctaccaccaa aaacttttgg    660
tctgcttatt cttgtttact atgtaaaaaa aataaatgaa ttgtttattt actccgattt    720
gatggagtct ggtttatgag gttttatagc ctttacagaa aattgatagt tacaanaata    780
ttttcaaaa ataaaaaggt aaaaccgtca tttcaagttg ttattgtttt gggggactgg    840
atgtgaaatg aaatatagaa ccggaanaaa aggtgagccg aagtogaagc ctttggaacc    900
gtttttatat ttaactcctc cattcccttc tccttcaate cttccttctt cctcctcctt    960

tcttcttctt ccctctcttc attttccagc cactacaaac ttttctatct ctactttttt   1020
tcctctogat ttcaggtaact ttttgagacc ctttgttgtg attttogaac acacacccca   1080
attacgtttg atttttgato ccgcatogat ttcaattcat ccgtttctga gtttcttttg   1140
gatctgggtg tcttgagcta atcttttctga tctgttgttt atcgatttta ctcatgcgta   1200
tgttcattac accatttgtt atttgtttta tcaaccanaa gactcatggt tttcaaatgt   1260
ctttaatata atttttctga ttgaatttta taatatttac atgattctgg atccagaata   1320
tccttctctt tcttccattt tgcctctgat tgatttgtct ttgaaaaagg attgttcttt   1380
gtatctgtat tggtagaaaa ggattgttat ttgttgataa aaatttgatc tttanaaat   1440
gtttgttttt gcataaaggt agaagacc                               1468

```

<210> 24

<211> 1642

<212> DNA

<213> Arabidopsis Thaliana

<400> 24

```

tcaagcttac cacactcaga tgcataaaca aacacagcaa gaagattgcc acaaaaatca 60
taacgaata atcaagagat agctatcaaa tcgccaccgg cgaatcatgt cataactcagt 120
atcagaaaca gatatgatag ctcaaaatat ggattaataa tgttactaaa cacatggaca 180
ataatgcata aatattgaaa gaaagaaaat ggtttagcag aagcaaatg gtttagaaag 240
taatgaacta cacattcaca aagtggaaga attcgtcaag cctacaataa caaatgtcta 300
tactttatga gccccaaaag agatacatca cactatctga acgaaactaa agcaacctaa 360
catagtctag aaactactaa atggaatggt tcaaaacaat ttaacagaa ggcaaaagtg 420
aaacaacata ctcccttgcg agaacgagga cgaggagcta attcactgtct ggtacaaca 480
tgtcccttgt tcaacccaac gaacaaaccg gtcttcaact gtggagtgt catctctgt 540
aaatttcata gacaacaaac aaacaaaact ttctattcaa tacaaaatca aattttacia 600
gagacggatt cagagataat aaagagatga agagagttaa atcaaaaggg attgatagaa 660
gataccta at caatggatcg agctcctccg gtggttcaga caaaagaagg acgccgactg 720
aaaattacat ttttgtatat ataccagaga gactcaagaa aaaaccctag tccagtttgg 780
gcttttattg ggccctataa attttgggtc agttttgaca aagtaatac aaggctatag 840
ctgctttgtg aacgtgatta attatttacc atttaccaaa agccttaacc gaggccgagc 900
gagaaaaaaa acaaaaaaaa aggtagaggg caagaacgtc atttccacaa ggaattgaa 960
cggaaaacga ggtgtgccga attcgaagcc tttggaccgg tttttatact tttttacttg 1020
ccattcgttt ttttttgttc attggcctca tttgattact tgtttctttg atttctcctt 1080
ccatagaacc gaattgtttt cagtctgaga tttctcctgc cgagagaacg attttaatct 1140

attttctcgc gtaatgttat agcctaattt gtgttttttt ctttttctcg atccggatat 1200
cgttattctg attgacaatt gtcagtttca tcttctatc tgtgaaattt tgattttttt 1260
ccgatctgtg atttcgtcat tgtatcagcg tgcttatatg cgtttgaggg gtaaatgagt 1320
gtgtacctca tttatcattt gctatgtttt tttttttaac agagatcttc agctgtaata 1380
ttataataga ttgaattgat aacgtgattc tggatctgga atatatatat gtcacattct 1440
tcttaggatt tgattttgtc tctctttgga tattaatatt cttcactccc ttgaaaatga 1500
atctgtttat tataatgttt agatatatto cttaccggca tttgttttag cataaatatg 1560
aaacatagca ttgactgatt tgtcttttta ttattcttgt ttttttgcca aattgggtctc 1620
atgtttttgc agagagtaga cc 1642

```

```

<210> 25
<211> 1241
<212> DNA
<213> Arabidopsis Thaliana

<220>
<221> misc_feature
<222> (26).(26)
<223> n = a or g or c or t/u

<400> 25

```

```

actagtcaac aattggccaa tcttngtgc taaattgcta ataacgacc atttccgtca 60
attctccttg gttgcaacag tctaccgcgc aaatgtttac taattataa gtgtgaagtt 120
tgaattatga aaaacgaaat cgtattaaaa attcacaaga ataaacaact ccatagattt 180
tcaaaaaaac agtcacgaga aaaaaaccac agaccgtttg tctgctcttc tagtttttat 240
tatttttcta ttaatagtgt tttgttattt cgagaataaa atttgaacga tgtccgaacc 300
acaaaagccg agccgataaa tcctaagccg agcctaactt tagccgtaac catcagtcac 360
ggctccgggg ctaattcatt tgaaccgaaat cataatcaac ggtttagatc aaactcaaaa 420
caatctaacg gcaacataga cgcgtcggtg agctaaaaag agtgtgaaag ccaggtcacc 480
atagcattgt ctctcccaga ttttttattt gggaaataat agaagaata gaaaaaata 540
aaagagttag aaaaatcgta gagctatata ttgcacatg tactcgtttc gctttcctta 600
gtgttagctg ctgccgctgt tgtttctcct ccatttctct atctttctct ctccgtgctt 660
ctcgaatctt ctgtatcctt ttcttcttct tcaaggtgag tctctagatc cgttcgcttg 720
atcttctctc tcgttagctg ttattgttga ttctctatgc cgatttcgct agatctgttt 780
agcatcctgt gtggttttat gagaaaatct ttgttttggg ggttgcttgt tatgtgattc 840
gatccgtgct tgttggatcg atctgagcta attcttaagg tttatgtgtt agatctatgg 900
agtttaggga ttcttctcgc ttctgtcgat ctctcgtctt tatttttgtt ttttcagtg 960
aagtgaagtt gtttagttcg aaatgacttc gtgtatgctc gattgatctg gtttaaatct 1020
tcgatctggt aggtgttgat gtttacaagt gaattctagt gttttctctt tgagatctgt 1080
gaagtttgaa cctagttttc tcaataatca acatatgaag cgatgtttga gtttcaataa 1140
acgctgctaa tcttcgaaac taagtgtgta tctgattcgt gtttacttca tgagcttctc 1200
caattcattt cggtttcatt ttactttttt tttagtgaac c 1241

```

<210> 26

<211> 1313

<212> DNA

<213> Arabidopsis Thaliana

<400> 26

```

tttctactct acatgtttct tgttattagg taaagtatta ggctcttttt ttaaaaaaaa 60
tgcttaatcc tctgggtacc tcgaaaaggg aataatactc tagttagata agtgcagcga 120
tcaacatgac aaaatgaatg aatgtttgct ttaattggtg gctaaaagct aaatacacag 180
aaaagtcaaa attcaatctc aaaaatcaacc cctctgtctc caatgtccct aatctatacc 240
aaaatgtcaa tttattttct tgatcatata ttccactaat taaaaataaa tccttctcta 300
atgaaatttg tcaaggcctt ggaagcctag ttttaaatat taaatggaaa ctatttcttc 360
aacaatcaca ctgttattta gtattgttgt atgttgttca ctactttctt catttgtttt 420
gtaagaaact ataataagca aaaacacata ataaagtctc atgtcaaata atgaatctta 480
tgcacatgct tgattatttt acttgacatc atccctatca tcattatcac atttgcfaat 540
tacogttatc atcattactc tcattcttcc cagaactttt tcagcaattt ccatacctca 600
cccactaaga tcttttaccg tttttcttaa ttatagtttg gatagcactc ttttcatag 660
cactgaaatt tcggttgaac acataaatta ctagaaaacta gaaggaaatg ttaactgaaat 720
ttcactgatt gtctaaaatt gaataatcta aagaaaatgg ccttttaacc tttttcttag 780
gcccaaatgg gctcattacc actcatgctt gttcggtgac ccgattcttc cggtaaaaaca 840
gagcctaaac cgtattttca ggttaggctg gtgttttctt aattctccaa cctaaaaata 900
gatggacacg tgtctataga ggctgagata ttggtctcaa tgaagaaac taacggctca 960
gacccgtgta tgaacgatat taagggocaa agttgcttct gttttcoga aatttttgaa 1020
acccaatttc agggcacogt tccacaacct ctttcttttc ttctagatct acgtaaatc 1080
atcaggtaca tgttattttt tttgtttatt tgaatgcaaa attttgatca caaggaggca 1140
aaaccaatat aatgtaacg ctaatgogtt tgattatggt atacgtaacg aattagattt 1200
aatggttaca ttttattggt ttagatttag ttatgagatt ggcattaatt attggtgttt 1260
cctttgaatt tgctatggtt cttatgttga tgaatcagc tagagattga acc 1313

```

<210> 27
 <211> 1946
 <212> DNA
 <213> Artificial

<400> 27
 aattctcagt ccaaagcctc aacaagggtca gggtagacagag tctccaaacc attagccaaa 60
 agctacagga gatcaatgaa gaatcttcaa tcaaagtaaa ctactgttcc agcacatgca 120
 tcatgggtcag taagtttcag aaaaagacat ccaccgaaga cttaaagtta gtgggcatct 180
 ttgaaagtaa tcttgtcaac atcagcagcgc tggcttgtgg ggaccagaca aaaaaggaat 240
 ggtgcagaat tgttaggcgc acctaccaaa agcatctttg cctttattgc aaagataaag 300
 cagattcctc tagtacaagt ggggaacaaa ataacgtgga aaagagctgt cctgacagcc 360
 cactcactaa tgcgtatgac gaacgcagtg acgaccacaa aagaattagc ttgagctcag 420
 gatttagcag cattccagat tgggttcaat caacaaggta cgagccatat cactttattc 480
 aaattggtat cgccaaaacc aagaaggaa cccatcctc aaaggtttgt aaggaagaat 540
 tcgatatccc cgcggcgcgc ttatcacaac caaatgtcaa atggaatgca tcagagacca 600
 aacctgtaag agtccacaaa acaattcaaa gaaagaatat caacaattca gagattcaat 660
 cctaaaaaaa aaagagaact gaaaccaa cgtacctaca cgaccagtga agataccaat 720
 agagagctct gttgtagaat acaacacatt aagcgcaatt agcagaaaca gtctcttcat 780
 ctgccgattt ccacttgcga ctactccaaa aacotcccaa accatttcca aaacagacac 840
 ttttgccatg tctacatctt tcccttcccc gaaaaacaca tcatttccat caacggagta 900
 aatatccggc ggcatatcga tgcctcagac cgtcctatcg agaaaaggct tagccgcttc 960
 cgtgaccgcc ggcggtcgtg gaccgtgaga ttgotgaaac gagcagagaat aagcaagcct 1020
 ccgatcatta gcagcatatc cgacatcgct gctccgatca tcagggagct cgttatcgcc 1080
 tcgaggatta aaggaaatgg atctctccat tttcttcttt gatcttaaag ttccaacttc 1140
 ggcaataact aaaatcaaca gtcagtcgta caaagaaact ctgcttatac agtaaagtca 1200
 atgggcccact gttctaagcc catatataat tttagaagcc catagaatac aaaagagtca 1260
 agaagcattg accgcacaag aaaaaacaaa ttgttaaaaa gggttgggta gtgtgtatgt 1320
 atatatgaaa tgcaacaaac attatacagc ccattaaata tgggtgttat aggtagatgt 1380
 ccccatatag gaactttatc cagccatta aattacttta cagagtaaaa gagagagaga 1440
 agatttacag ttacgttacc aaattttcga aatgatttaa ttagtaataa ataataaatt 1500
 aaatgtoagt tactctcttt agaaagctaa ataagacagc tgtttccacc aacaacgtga 1560
 ctggtcgtgg ggtcctcctt cgttcaaagt gatattcaga aatcaacggc tgagatcttc 1620
 tccatcaata tttattacgc gcctattcct tcctttttta aacttcaatt ctcgggctca 1680
 cattctcttc ttcattcgct ccgtttctct ctcaaaaact acacaccctg accacaccac 1740
 caccctcctc gtttctcag agatcccctc tctaacttct aaggtaatca catttccata 1800
 acgttccatc gtcattgatt cttcattagt atgogtttat gaagcttttt caatttaatt 1860
 ctctttggta gatcttaaga ttctctggtt tcttgcaaaa taaaggggtc aattatgcta 1920
 atatttttta tatcaatttt gacagc 1946

<220>
 <223> Synthetic

<210> 28
 <211> 1695
 <212> DNA
 <213> Artificial

<220>
 <223> Synthetic

<220>
 <221> misc_feature

<222> (1198)..(1198)
 <223> n = a or g or c or t/u

<220>
 <221> misc_feature
 <222> (1216)..(1216)
 <223> n = a or g or c or t/u

<220>
 <221> misc_feature
 <222> (1125)..(1125)
 <223> y = c or t/u

<220>
 <221> misc_feature
 <222> (1131)..(1131)
 <223> y = c or t/u

<400> 28
 aattctcagt ccaaagcctc aacaagggtca ggggtacagag tctccaaacc attagccaaa 60
 agctacagga gatcaatgaa gaatcttcaa tcaaagtaaa ctactgttcc agcacatgca 120
 tcatggtcag taagtttcag aaaaagacat ccaccgaaga cttaaagtta gtgggcatct 180
 ttgaaagtaa tcttgtcaac atcgcgcagc tggcttgtgg ggaccagaca aaaaaggaat 240
 ggtgcagaat tgttaggcgc acctaccaaa agcatctttg cctttattgc aaagataaag 300
 cagattcctc tagtacaagt ggggaacaaa ataacgtgga aaagagctgt cctgacagcc 360
 cactcactaa tgcgtatgac gaacgcagtg acgaccacaa aagaatttagc ttgagctcag 420
 gatttagcag cattccagat tgggttcaat caacaaggta cgagccatat cactttattc 480
 aaattggtat cgccaaaacc aagaaggaac tcccctcctc aaaggtttgt aaggaagaat 540
 tcgatatcaa gcttgatata ggaagtttct ctcttgaggg aggttgcctc tggaatggga 600
 cacatatggt tgttataata aaccatttcc attgtcatga gattttgagg ttaatatata 660

 ctttacttgt tcattathtt atttggtggt tgaataaatg atataaatgg ctcttgataa 720
 tctgcattca ttgagatata aaatatttac tctagagaag agtgtcatat agattgatgg 780
 tccacaatca atgaaathtt tggggagcga acatgtataa ccatttgctt gaataacctt 840
 aattaagg tgtgattaaa tgatgtttgt aacatgtagt actaaacatt cataaaacac 900
 aaccaacca agaggatttg agtattcacg gctaaacagg ggcataatgg taatttaaag 960
 aatgatatta ttttatgta aaccctaaca ttggtttcgg attcaacgct ataataaaa 1020
 ccactctcgt tgcctgattc atttatogtt ctattgacc ctagccgcta cacacttttc 1080
 tgcgatatct ctgaggtaag cgtaaacgta cccttaratc gttcyttttc yttttcgtct 1140
 gctgatogtt gctcatatta tttcagatgat tgttgattc gatgctcttt gttgattnat 1200
 cgttctgaaa attctnatct gttgtttaga ttttatcgat tgttaatatc aacgtttcac 1260
 tgcttctaaa cgataathta ttcataaac tatthtccca ttctgatoga tcttgttttg 1320
 agattttaa ttgttcgatt gattgttggg tgggtgatct atatacagat gaactgtgtg 1380
 atttgcgtat ttaagatgta tgcgatttg aattgtgatt gggaattct ggagtagcat 1440
 aacaaatcca gtgtccctt tttctaaggg taattctcgg attggttgct ttatatctct 1500
 tgaattgcc gatttgattg aatttagctc gcttagctca gatgatagag caccacaatt 1560
 tttgtggtag aaatcggttt gaactcgata gcggcttttt actatgattg ttttgtgta 1620
 aagatgattt tcataatggt tatatatgtc tactgttttt attgattcaa ttttgattg 1680
 ttcttttttt tgcag 1695

<210> 29
 <211> 1800
 <212> DNA
 <213> Artificial

<220>

<223> Synthetic

<220>

<221> misc_feature

<222> (1068)..(1069)

<223> y = c or t/u

<220>

<221> misc_feature

<222> (1094)..(1094)

<223> y = c or t/u

<400> 29

```

ggtccgatgt gagacttttc aacaaagggg aatatccgga aacctcctcg gattccattg      60
cccagctatc tgtcacttta ttgtgaagat agtggaaaag gaaggtggct cctacaaatg     120
ccatcattgc gataaaggaa aggcocatcgt tgaagatgcc tctgccgaca gtggtcccaa     180
agatggaccc ccacccacga ggagcatcgt ggaaaaagaa gacgttccaa ccaogtcttc     240
aaagcaagtg gattgatgtg atgggccgat gtgagacttt tcaacaaagg gtaatatccg     300
gaaacctcct cggattccat tgcccagcta tctgtcactt tattgtgaag atagtggaaa     360
aggaagtggt ctccatacaa tgccatcatt gcgataaagg aaaggccatc gttgaagatg     420
cctctcccga cagtgtgcc  aaagatggac cccaccccac gaggagcatc gtgaaaaaag     480
aagacgttcc aaccacgtct tcaagcaag  tggattgatg tgatatcaag cttccathtt     540
tcttttgcat aattcatgtt tattttttta tttttttcat cttgcataat tcatgtttaa     600
aagatataat acatgggtct actacattct cctgacatta cgttttatgt gtttgtcttc     660
tgaaaataat catcaaaata tttcaggact tgtttacgtt ttcaggagaa aaaaaataac     720
tgtacccttt tcaatataga aataacattt gtagaaatcg tggattttcc ttaataaaca     780
atccaaaaca cgaccaccgt tgtctcctcg actogttaac acccgatcgc cgaactgaaa     840
attagaagaa aaatgaaaag aataataaaa aaaaaaagg aatgatgatt gaagctgtca     900
tatatgtcga ccctatcaca gtcaatccaa tagcctatat tcgccaaactg atatatccaa     960
cggctcacia attttcacia acttttciaa aaagtataat aaaagaggct gctgacagc    1020
catgtcacgt tatacttttt ccgtatgatc gaaatgattc gtctttgyyg aatttaatta    1080
tttccaaaat tgaygactct aaagaaaaaa aaatagtttt tcagataaac ccgcctatat    1140
aaatagttca acactcgggt tattttctct cccctcaaag aattgcctcg tctctctcag    1200
cttcacggcc cgttgcatct cccggcgata agagagagaa agaggagaaa gagtgaacca    1260
gatcttcacg gtcgtgggtc ttgtttcttc ctcgatctct cgatcttctg cttttgcttt    1320
tccgattaag gtaattaaaa cctccgatct acttgttctt gtgttgatc tccgattacga    1380
tttctaagtt acctcaaaa gttgtttccg atttgathtt gattggaatt tagatcggtc    1440
aaactattgg aaatttttga tcctggcacc gattagctca acgattcatg tttgacttga    1500
tcttgogttg tatttgaat ogatccggat cctttogctt cttctgtcaa taggaatctg    1560
aaatttgaat tgttagttga agtttgactt cagattctgt tgatttattg actgtaacat    1620
tttgtcttcc gatgagtatg gattcgttga aatctgcttt cattatgatt ctattgatag    1680
atacatcata cattgaattg aatctactca tgaatgaaaa gcctggtttg attaagaaag    1740
tgttttcggg tttctcogato aagattcaga tctttatgtt tttgattgca gatcgtagac    1800

```

<210> 30

<211> 1742

<212> DNA

<213> Artificial

<220>

<223> Synthetic

<400> 30

```

gtccgatgtg agacttttca acaaagggtg atatccggaa acctcctcgg attccattgc      60
ccagctatct gtoactttat tgtgaagata gtggaaaagg aaggtggctc ctacaaatgc      120
catcattgog ataaagggaa ggccatcggt gaagatgcct ctgccgacag tggccccaaa      180
gatggacccc caccacgag gagcatcgtg gaaaaagaag acgttccaac cacgtcttca      240
aagcaagtgg attgatgtga tgggccgatg tgagactttt caacaaaggg taatatccgg      300
aaacctcctc ggattccatt gccacgctat ctgtcacttt attgtgaaga tagtggaaaa      360
ggaagtggtg tcctacaaat gccatcattg cgataaagga aaggccatcg ttgaagatgc      420
ctctgccgac agtgggccca aagatggacc cccaccacag aggagcatcg tggaaaaga      480
agaagttcca accacgtctt caaagcaagt ggattgatgt gatatcaagc ttcaactatt      540
tttatgtatg caagagtcag catatgtata attgattcag aatcgttttg acgagttcgg      600
atgtagtagt agccattatt taatgtacat actaatcgtg aatagtata tgatgaaaca      660
ttgtatctta ttgtataaat atccataaac acatcatgaa agacactttc tttcacggtc      720
tgaattaatt atgatacaat tctaatagaa aacgaattaa attacgttga attgtatgaa      780
atctaattga acaagccaac cacgacgacg actaacgttg cctggattga ctcggtttaa      840
gttaaccact aaaaaaacgg agctgtcatg taacacgagg atcagcaggg tcacagtcac      900
gaagccatca aagcaaaaga actaatccaa gggctgagat gattaattag tttaaaaatt      960
agttaacacg agggaaaagg ctgtctgaca gccaggtcac gttatcttta cctgtggtcg     1020
aaatgattcg tgtctgtcga ttttaattat ttttttgaag ggccgaaaat aaagtgttaa     1080
gagataaacc cgctatata aattcatata ttttcctctc cgctttgaat tgtctcgttg     1140
tcctcctcac tttcatcagc ogttttgaat ctccggcgac ttgacagaga agaacaagga     1200
agaagactaa gagagaaagt aagagataat ccaggagatt cattctcgtt tttgaatctt     1260
cctcaatctc atcttcttcc gctctttctt tccaaggtaa taggaacttt ctggatctac     1320
tttatttgct ggatctgat cttgttttct caatttctt gagatctgga attcgtttaa     1380
tttggatctg tgaacctcca ctaaactctt tggttttact agaactgatc taagttgacc     1440
gatcagttag ctgattata gctaccagaa tttggcttga ccttgatgga gagatccatg     1500
ttcatgttac ctgggaaatg atttgtatat gtgaattgaa atctgaactg ttgaagttag     1560
attgaatctg aacctgtca atgttagatt gaatctgaac actgtttaag ttagatgaag     1620
tttgtgtata gattcttcga aactttagga tttgtagtgt cgtacgttga acagaaagct     1680
atctctgatt caatcaggtt ttatttgact gtattgaact ctttttgtgt gtttcagca     1740
ga                                                                                   1742

```

REFERENCES CITED IN THE DESCRIPTION

This list of references cited by the applicant is for the reader's convenience only. It does not form part of the European patent document. Even though great care has been taken in compiling the references, errors or omissions cannot be excluded and the EPO disclaims all liability in this regard.

Patent documents cited in the description

- [WO9200377A \[0003\]](#)
- [US17117399P \[0009\]](#)
- [US4683195A \[0020\]](#)
- [US4683202A \[0020\] \[0121\]](#)
- [US5110732A \[0038\]](#)
- [US5097025A \[0038\] \[0131\]](#)
- [US5463175A \[0061\] \[0067\]](#)
- [US5633435A \[0061\] \[0067\] \[0100\] \[0100\]](#)

- [US5378619A \[0063\] \[0100\]](#)
- [US5362865A \[0066\] \[0100\]](#)
- [WO9931248A \[0067\]](#)
- [US5689052A \[0067\]](#)
- [US5500365A \[0067\]](#)
- [US5680275A \[0067\]](#)
- [US5004863A \[0075\] \[0107\]](#)
- [US5159135A \[0075\] \[0107\]](#)
- [US5518908A \[0075\]](#)
- [WO9743430A \[0075\]](#)
- [US5569834A \[0075\] \[0107\]](#)
- [US5416011A \[0075\] \[0107\]](#)
- [US5463174A \[0075\]](#)
- [US3799758A \[0079\]](#)
- [US4405531A \[0079\]](#)
- [WO9632639A \[0089\]](#)
- [US5464607A \[0089\]](#)
- [US5424200A \[0100\]](#)
- [WO0036911A \[0106\]](#)
- [US5565347A \[0106\]](#)
- [US5631152A \[0107\]](#)
- [US111795P \[0107\]](#)
- [WO9215675A \[0107\]](#)
- [WO9748814A \[0107\]](#)
- [EP586355A \[0107\]](#)
- [US5120857A \[0107\]](#)
- [US5503998A \[0107\]](#)
- [US5830728A \[0107\]](#)
- [US5015580A \[0107\]](#)
- [EP50424A \[0121\]](#)
- [EP64796A \[0121\]](#)
- [EP258017A \[0121\]](#)
- [EP237362A \[0121\]](#)
- [EP201184A \[0121\]](#)
- [US4582766A \[0121\]](#)
- [US4683194A \[0121\]](#)
- [EP0486234A \[0123\]](#)
- [US5223419A \[0131\]](#)
- [US4990607A \[0131\]](#)
- [US60171173B \[0182\]](#)

Non-patent literature cited in the description

- [KAHL et al.](#)World J. of Microbiol. Biotech., 1995, vol. 11, 449-460 [0002]
- [SMITHWATERMAN](#)Adv. Appl. Math., 1981, vol. 2, 482- [0015]
- [NEEDLEMANWUNSCH](#)J. Mol. Biol., 1970, vol. 48, 443- [0015]
- [PEARSONLIPMAN](#)Proc. Natl. Acad. Sci. USA, 1988, vol. 85, 2444- [0015]
- [SAMBROOK et al.](#)Molecular Cloning: A Laboratory ManualCold Spring Harbor Press19890000 [0017] [0038]
- [MAILGA et al.](#)Methods in Plant Molecular BiologyCold Spring Harbor Press19950000 [0017] [0038]
- [BIRREN et al.](#)Genome Analysis, vol. 1, [0017]
- Analyzing DNA, 1997, vol. 2, [0017]
- Detecting Genes, 1998, vol. 3, [0017]
- Cloning Systems, 1999, vol. 4, [0017]
- Mapping GenomesCold Spring Harbor19990000 [0017]

- **BEAUCAGECARRUTHERS**Tetra. Letts., 1981, vol. 22, 1859-1862 [0018]
- **MATTEUCCI et al.**J. Am. Chem. Soc., 1981, vol. 103, 3185- [0018]
- PCR Protocols: A Guide to Methods and ApplicationsAcademic Press19900000 [0020]
- **BREATHNACHCHAMBON**Ann. Rev. Biochem., 1981, vol. 50, 349-383 [0029]
- **MESSING et al.**Genetic Engineering of Plants19830000211-227 [0029]
- **MESSING et al.**Genetic Engineering of Plants, 1983, 211-227 [0029]
- **BENOISTCHAMBON**Nature, 1981, vol. 290, 304-310 [0029]
- **GRUSS et al.**Proc. Nat. Acad. Sci. USA, 1981, vol. 78, 943-947 [0029]
- **KHOURYGRUSS**Cell, 1983, vol. 27, 313-314 [0029]
- **FLUHR et al.**Science, 1986, vol. 232, 1106-1112 [0030] [0030] [0035]
- **ELLIS et al.**EMBO J., 1987, vol. 6, 11-16 [0030] [0031] [0035]
- **STRITTMATTERCHUA**Proc. Nat. Acad. Sci. USA, 1987, vol. 84, 8986-8990 [0030] [0030] [0031] [0035] [0035]
- **POULSENCHUA**Mol. Gen. Genet., 1988, vol. 214, 16-23 [0030] [0035]
- **COMAI et al.**Plant Mol. Biol., 1991, vol. 15, 373-381 [0030]
- **ARYAN et al.**Mol. Gen. Genet., 1991, vol. 225, 65-71 [0030] [0035]
- **BENFEY et al.**EMBO J., 1990, vol. 9, 1677-1684 [0031]
- **JOHNSONMCKNIGHT**Ann. Rev. Biochem., 1989, vol. 58, 799-839 [0031]
- Martin, Curr. Opinions Biotech.19960000vol. 7, 130-138 [0031]
- **MURAI**Methods in Plant Biochemistry and Molecular BiologyCRC Press19970000397-422 [0031]
- Methods in Plant Molecular BiologyCold Spring Harbor Press233-300 [0031] [0032]
- Methods in Plant Biochemistry and Molecular BiologyCRC Press19970000397-422 [0032]
- **COMAI et al.**Plant. Mol. Biol., 1991, vol. 15, 373-381 [0035]
- **COWEN et al.**J. Biol. Chem., 1993, vol. 268, 3626904- [0036]
- **BRUCEQUAIL**Plant Cell, 1990, vol. 2, 1081- [0036]
- **BRUCE et al.**EMBO J., 1991, vol. 10, 3015- [0036]
- **BEAUDOINROTHSTEIN**Plant Mol. Biol., 1997, vol. 33, 835- [0036]
- **STRANGE et al.**Plant J., 1997, vol. 11, 1315- [0036]
- **PELHAM et al.**Trends Genet., 1985, vol. 1, 31- [0036]
- **LOACE et al.**Proc. Natl. Acad. Sci., 1992, vol. 89, 9230- [0036]
- **MHIRI et al.**Plant Mol. Biol., 1997, vol. 33, 257- [0036]
- **BAKER et al.**Plant Mol. Biol., 1994, vol. 24, 701- [0036]
- **JIANG et al.**Plant Mol. Biol., 1996, vol. 30, 679- [0036]
- **NORDIN et al.**Plant Mol. Biol., 1993, vol. 21, 641- [0036]
- **ZHOU et al.**J. Biol. Chem., 1992, vol. 267, 23515- [0036]
- **YAMAGUCHI et al.**Plant Cell, 1994, vol. 6, 251-264 [0036]
- **WANG et al.**Plant Mol. Biol., 1995, vol. 28, 605- [0036]
- **BRAY E. A.**Trends in Plant Science, 1997, vol. 2, 48- [0036]
- **ATCHISON**Ann. Rev. Cell Biol., 1988, vol. 4, 127- [0038]
- **GELVIN**Transgenic PlantsAcademic Press1988000049-87 [0038]
- **MIN NI et al.**The Plant Journal, 1995, vol. 7, 661- [0038]
- Genome Analysis**BIRREN et al.**Analyzing DNA19970000vol. 1, [0038]
- Detecting Genes19980000vol. 2, [0038]
- Cloning Systems19990000vol. 3, [0038]
- Mapping GenomesCold Spring Harbor19990000vol. 4, [0038]
- **KANEHISAN**Nucl. Acids Res., 1984, vol. 12, 203-213 [0050]
- **WETMURDAVIDSON**J. Mol. Biol., 1968, vol. 31, 349-370 [0050]
- Current Protocols in Molecular BiologyJohn Wiley & Sons198900006.3.1-6.3.6 [0050]
- **SAMBROOK et al.**Molecular Cloning, A Laboratory ManualCOLD SPRING HARBOR PRESS19890000 [0051]
- Nucleic Acid Hybridization**HAYMES et al.**A Practical ApproachIRL Press19850000 [0052]
- Molecular Cloning: A Laboratory ManualCold Spring Harbor Laboratory Press19890000vol. 1-3, [0056]
- Current Protocols in Molecular BiologyGreene Publishing and Wiley-Interscience19920000 [0056]
- **INNIS et al.**PCR Protocols: A Guide to Methods and ApplicationsAcademic Press19900000 [0056]
- Advisory Committee on Novel Foods and Processes, 1994, [0060]
- **VASIL**Cell Culture and Somatic Cell Genetics of PlantsLaboratory Procedures and Their Applications Academic Press19840000vol. I-III, [0061]
- **DELLA-CIOPPA et al.**Bio/Technology, 1987, vol. 5, 6 [0061]
- **POUWELS et al.**Cloning Vectors: A Laboratory Manual19850000 [0062]
- **WEISSBACHWEISSBACH**Methods for Plant Molecular BiologyAcademic Press19890000 [0062]

- **GELVIN et al.** Plant Molecular Biology Manual Kluwer Academic Publishers 19900000 [0062]
- **R.R.D. Croy** Plant Molecular Biology Lab Fax BIOS Scientific Publishers 19930000 [0062]
- **ODEL et al.** Nature, 1985, vol. 313, 810- [0063]
- **DEKEYSER et al.** Plant Cell, 1990, vol. 2, 591- [0063]
- **TERADASHIMAMOTO** Mol. Gen. Genet., 1990, vol. 220, 389- [0063]
- **AN et al.** Plant Physiol., 1988, vol. 88, 547- [0063]
- **FROMM et al.** Plant Cell, 1989, vol. 1, 977- [0063]
- **CALLIS et al.** Plant Physiol., 1988, vol. 88, 965- [0064]
- **KUHLEMEIER et al.** Plant Cell, 1989, vol. 1, 471- [0064]
- **SCHAFFNERSHEEN** Plant Cell, 1991, vol. 3, 997- [0064]
- **SIMPSON et al.** EMBO J., 1985, vol. 4, 2723- [0064]
- **MARCOTTE et al.** Plant Cell, 1989, vol. 1, 969- [0064]
- **SIEBERTZ et al.** Plant Cell, 1989, vol. 1, 961- [0064]
- **ROSHAL et al.** EMBO J., 1987, vol. 6, 1155- [0064]
- **SCHERNTHANER et al.** EMBO J., 1988, vol. 7, 1249- [0064]
- **BUSTOS et al.** Plant Cell, 1989, vol. 1, 839- [0064]
- **THORNBURG et al.** Proc. Natl. Acad. Sci. USA, 1987, vol. 84, 744- [0066]
- **AN et al.** Plant Cell, 1989, vol. 1, 115- [0066]
- **BIRD et al.** Biotech. Gen. Engin. Rev., 1991, vol. 9, 207- [0068]
- **GIBSONSHILLITO** Mol. Biotech., 1997, vol. 7, 125- [0068]
- **ZHOU et al.** Plant Cell Reports, 1993, vol. 12, 612- [0070]
- **SETHI et al.** J. Crop Sci., 1983, vol. 52, 152- [0070]
- **SHEEN, J.** The Plant Cell, 1991, vol. 3, 225- [0070]
- **POTRYKUS** Ann. Rev. Plant Physiol. Plant Mol. Biol., 1991, vol. 42, 205- [0074]
- **MCCABE et al.** Bio/Technology, 1988, vol. 6, 923- [0075]
- **CHRISTOU et al.** Plant Physiol., 1988, vol. 87, 671- [0075]
- **CHENG et al.** Plant Cell Rep., 1996, vol. 15, 653- [0075]
- **BYTEBIER et al.** Proc. Natl. Acad. Sci., 1987, vol. 84, 5345- [0076]
- **WANLEMAUX** Plant Physiol., 1994, vol. 104, 37- [0076]
- **RHODES, C.A. et al.** Science, 1988, vol. 240, 204- [0076]
- **GORDON-KAMM et al.** Plant Cell, 1990, vol. 2, 603- [0076]
- **FROMM et al.** Bio/Technology, 1990, vol. 8, 833- [0076]
- **KOZIEL et al.** Bio/Technology, 1993, vol. 11, 194- [0076]
- **SOMERS et al.** Bio/Technology, 1992, vol. 10, 1589- [0076]
- **HORN et al.** Plant Cell Rep., 1988, vol. 7, 469- [0076]
- **TORIYAMA et al.** Bio/Technology, 1988, vol. 6, 10- [0076]
- **ZHANG et al.** Plant Cell Rep., 1988, vol. 7, 379- [0076]
- **LUOWU** Plant Mol. Biol. Rep., 1988, vol. 6, 165- [0076]
- **ZHANGWU** Theor. Appl. Genet., 1988, vol. 76, 835- [0076]
- **CHRISTOU et al.** Bio/Technology, 1991, vol. 9, 957- [0076]
- **CASAS, A.M. et al.** Proc. Natl. Acad. Sci. U.S.A., 1993, vol. 90, 11212- [0076]
- **BOWERBIRCH** Plant J., 1992, vol. 2, 409- [0076]
- **WANG, Z.Y. et al.** Bio/Technology, 1992, vol. 10, 691- [0076]
- **ZHONG et al.** Plant Cell Rep., 1993, vol. 13, 1- [0076]
- **VASIL et al.** Bio/Technology, 1992, vol. 10, 667- [0076]
- **WEEKS T. et al.** Plant Physiol., 1993, vol. 102, 1077 [0076]
- **BECKER et al.** Plant, J., 1994, vol. 5, 299- [0076]
- **MASOUD, S.A. et al.** Transgen. Res., 1996, vol. 5, 313- [0076]
- **Handbook of Industrial Surfactants** Gower, McCutcheon's Emulsifiers and Detergents 19970000 [0092]
- **North American and International Editions** MC Publishing Company 19970000 [0092]
- **International Cosmetic Ingredient Dictionary** Cosmetic, Toiletry and Fragrance Association 19950000 vol. 1 and 2, [0092]
- **JEFFERSON, R. A.** Proc. Natl. Acad. Sci., 1987, vol. 83, 8447-8451 [0100]
- **AN et al.** Plant J., 1996, vol. 10, 107-121 [0102] [0103]
- **ROGERSBENDICH** Plant Mol. Biol., 1998, vol. 5, 69- [0102]
- **HUANG et al.** Plant Mol. Biol., 1997, vol. 33, 125-139 [0104]
- **AXELOS et al.** Mol. Gen. Genet., 1989, vol. 219, 106-112 [0105]
- **CURIE et al.** NAR, vol. 19, 1305-1310 [0105]

- **CURIE et al.** Plant Mol. Biol., 1992, vol. 18, 1083-1089 [\[0105\]](#)
- **CURIE et al.** Mol. Gen. Genet., 1993, vol. 238, 428-436 [\[0105\]](#)
- **YE et al.** Plant Journal, 1999, vol. 19, 249-257 [\[0106\]](#)
- **JEFFERSON et al.** EMBO J., 1987, vol. 6, 3901- [\[0109\]](#)
- **MULLIS et al.** Symp. Quant. Biol. Cold Spring Harbor 1986 0000 vol. 51, 263- [\[0121\]](#)
- **LAGERSTROM M. et al.** PCR Methods Applic., 1991, vol. 1, 111- [\[0121\]](#)
- **PARKER et al.** Nucleic Acids Res, 1991, vol. 19, 3055- [\[0121\]](#)
- **SAGHAI-MAROOF et al.** PNAS, 1984, vol. 81, 8014-8018 [\[0122\]](#)
- **BECHTOLD et al.** C R Acad Paris Life Sci, vol. 316, 1194-1199 [\[0127\]](#)
- **SCHRAMMEIJER et al.** Plant Cell Reports, 1990, vol. 9, 55-60 [\[0128\]](#)

Patentkrav

1. Fremgangsmåde til fremstilling af en plante, der eksprimerer en strukturel gensekvens,
5 hvilken fremgangsmåde omfatter:
(1) tilvejebringelse af et DNA-konstrukt omfattende en promoter, der er funktionel i en plantecelle, hvilken promoter omfatter SEQ ID NO:28; en strukturel gensekvens; og en 3'-ikke-translateret region, der har funktionen at bevirke tilførsel af polyadenylerede nukleotider til 3'-enden af RNA-sekvensen; hvor
10 den strukturelle gensekvens er funktionsmæssigt koblet til promoteren og den 3'-ikke-translaterede region, og promoteren er heterolog i forhold til den strukturelle gensekvens;
(2) indføring af DNA-konstruktet i en plantecelle; og
(3) regenerering af plantecellen til fremstilling af en plante, således at den
15 strukturelle gensekvens kan eksprimeres i planten.
2. Fremgangsmåde ifølge krav 1, hvor den strukturelle gensekvens er et herbicidtolerancegen.
- 20 3. Fremgangsmåde ifølge krav 1 eller 2, hvor herbicidtolerancegenet er et glyphosattolerancegen.
4. Fremgangsmåde ifølge et hvilket som helst af kravene 1 til 3, hvor glyphosattolerancegenet er et 5-enolpyruvylshikimat-3-phosphat-(EPSP)-
25 syntasegen eller et glyphosatoxidoreduktasegen.
5. Fremgangsmåde ifølge et hvilket som helst af kravene 1 til 4, hvor glyphosattolerancegenet er et *aroA:CP4*-gen.
- 30 6. Fremgangsmåde ifølge et hvilket som helst af kravene 1 til 5, hvor DNA-konstruktet giver plantecellen tolerance over for en vandig glyphosatformulering omfattende mindst 50 gram syreækvivalent pr. liter glyphosat.
- 35 7. Fremgangsmåde ifølge et hvilket som helst af kravene 1 til 6, hvor DNA-konstruktet giver plantecellen tolerance over for en vandig glyphosatformule-

- ring omfattende mindst 300 gram syreækvivalent pr. liter glyphosat.
- 5 **8.** Fremgangsmåde ifølge et hvilket som helst af kravene 1 til 7, hvor planten er alfalfa, broccoli, kål, raps, blomkål, majs, bomuld, tranebær, agurk, salat, ært, poppel, fyr, kartoffel, løg, ris, hindbær, sojabønne, sukkerrør, sukkerroe, solsikke, tomat eller hvede.
- 10 **9.** Fremgangsmåde ifølge et hvilket som helst af kravene 1 til 8, hvor planten er bomuld, tomat, rasp, sojabønne eller solsikke.
- 15 **10.** Transgen afgrødeplante omfattende et DNA-konstrukt omfattende den kimæriske promoter-DNA-sekvens med SEQ ID NO:28 og en 3'-ikke-translateret region, der har funktionen i planter at bevirke tilførsel af polyadenylerede nukleotider til 3'-enden af RNA-sekvensen; hvor en strukturel gensekvens er funktionsmæssigt koblet til den kimæriske promoter og den 3'-ikke-translaterede region, og den kimæriske promoter-DNA-sekvens er heterolog i forhold til den strukturelle gensekvens.
- 20 **11.** Transgen afgrødeplante ifølge krav 10, hvor afgrødeplanten er en enkimbladet eller en tokimbladet afgrødeart.
- 25 **12.** Transgen afgrødeplante ifølge krav 10 eller 11, hvor planten er alfalfa, broccoli, kål, raps, blomkål, majs, bomuld, tranebær, agurk, salat, ært, poppel, fyr, kartoffel, løg, ris, hindbær, sojabønne, sukkerrør, sukkerroe, solsikke, tomat eller hvede.
- 30 **13.** Transgen afgrødeplante ifølge et hvilket som helst af kravene 10 til 12, hvor det strukturelle gen er et glyphosattolerancegen.
- 35 **14.** Transgen afgrødeplante ifølge et hvilket som helst af kravene 10 til 13, hvor glyphosattolerancegenet er et EPSP-syntasegen eller et glyphosatoxidoreduktasegen.
- 15.** Transgen afgrødeplante ifølge et hvilket som helst af kravene 10 til 14, hvor glyphosattolerancegenet er et *aroA*:CP4-gen.

DRAWINGS

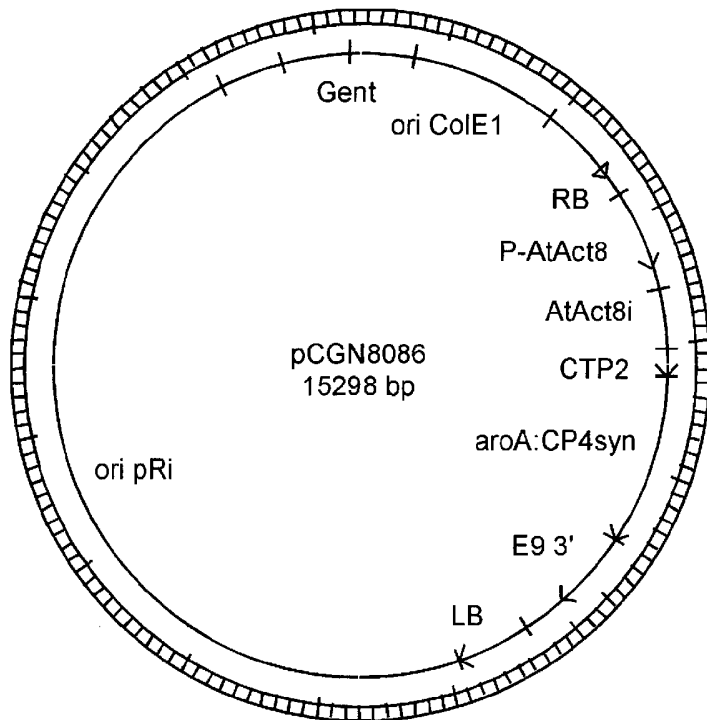


FIG. 1

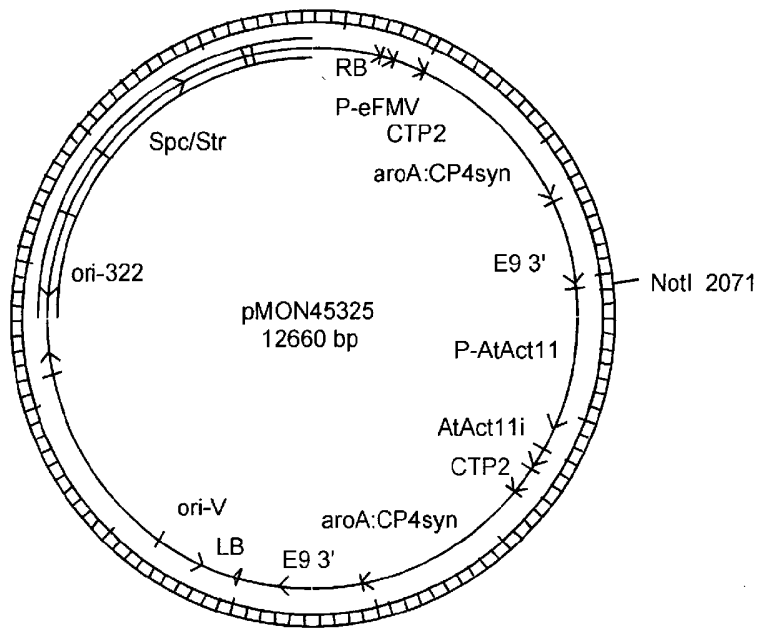


FIG. 2

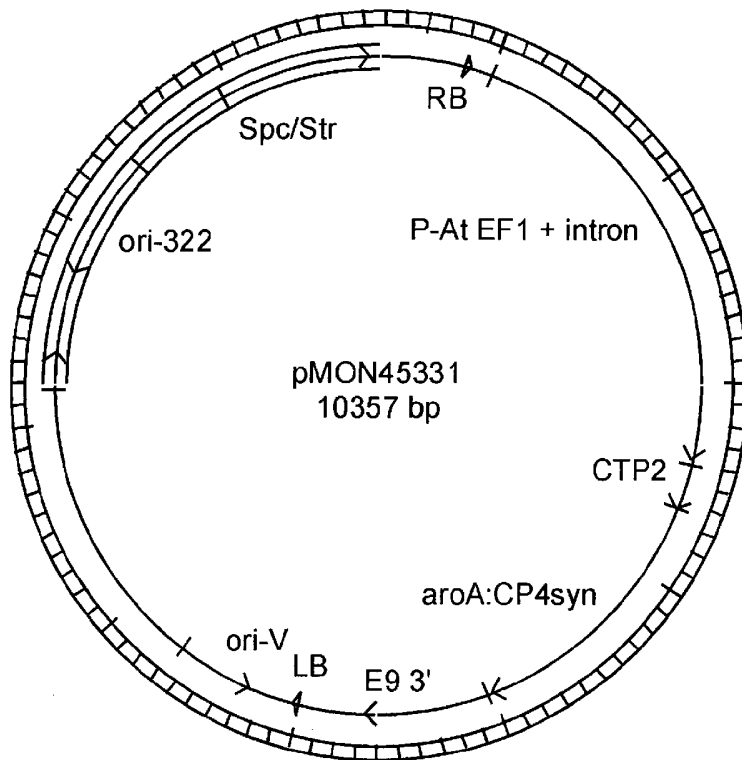


FIG. 3

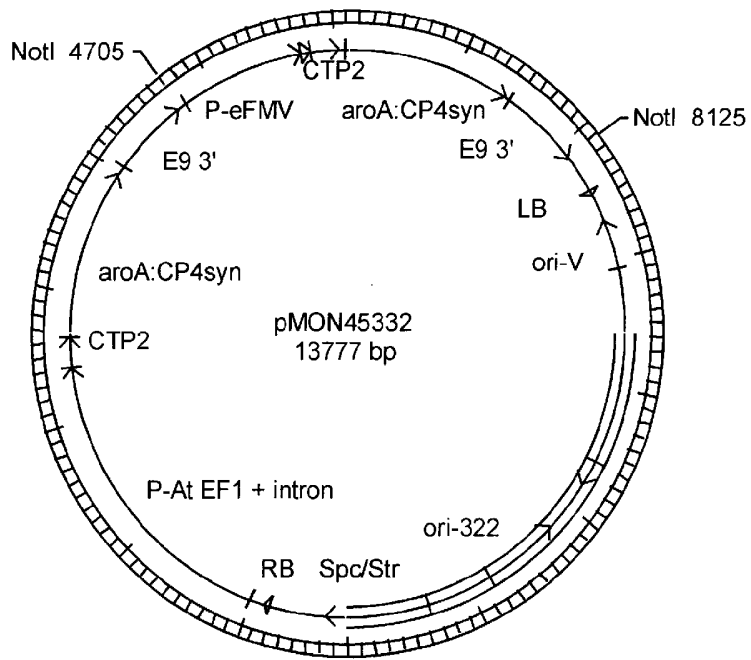


FIG. 4

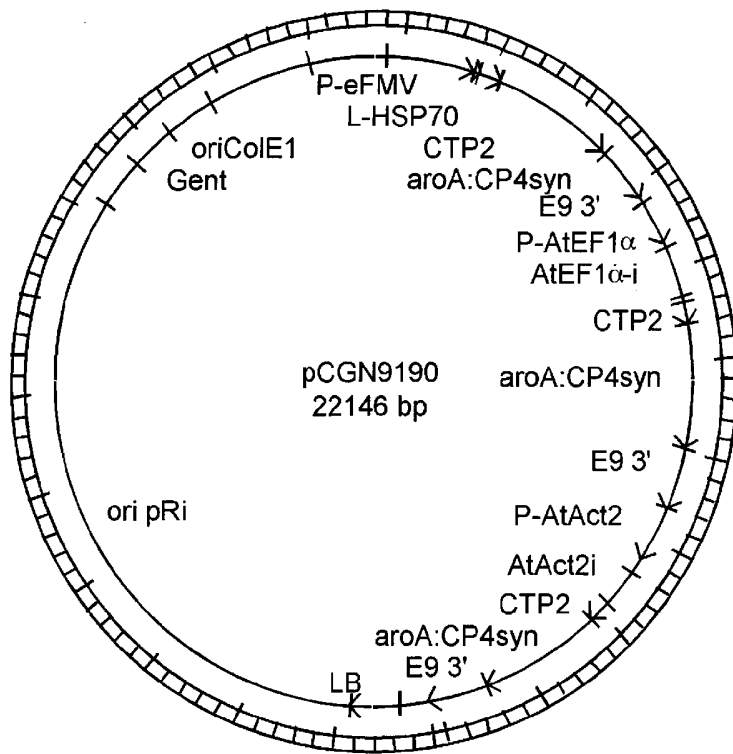


FIG. 5

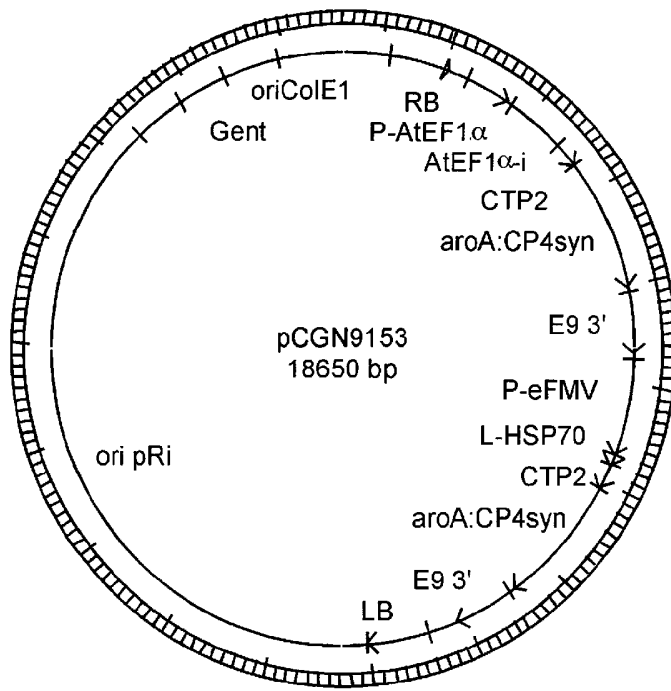


FIG. 6

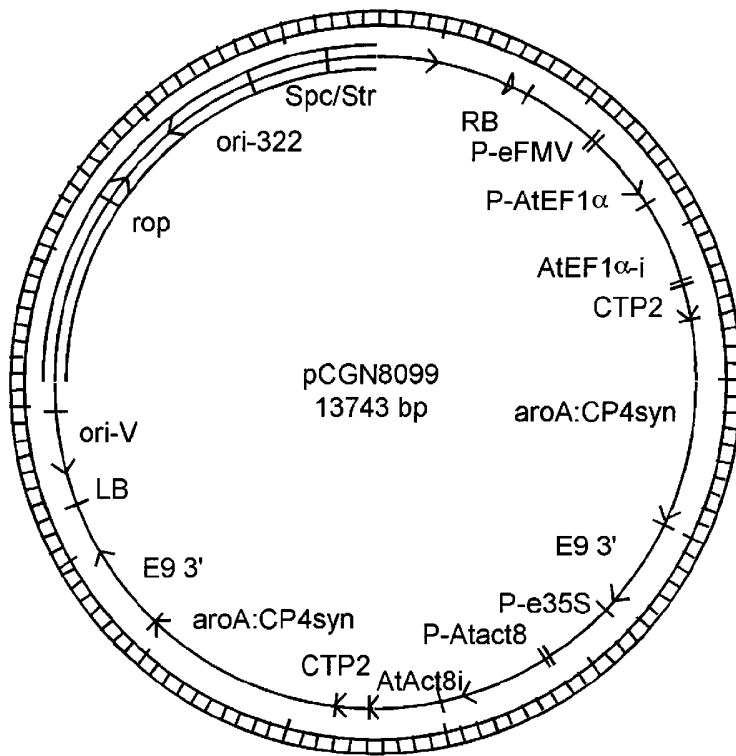


FIG. 7

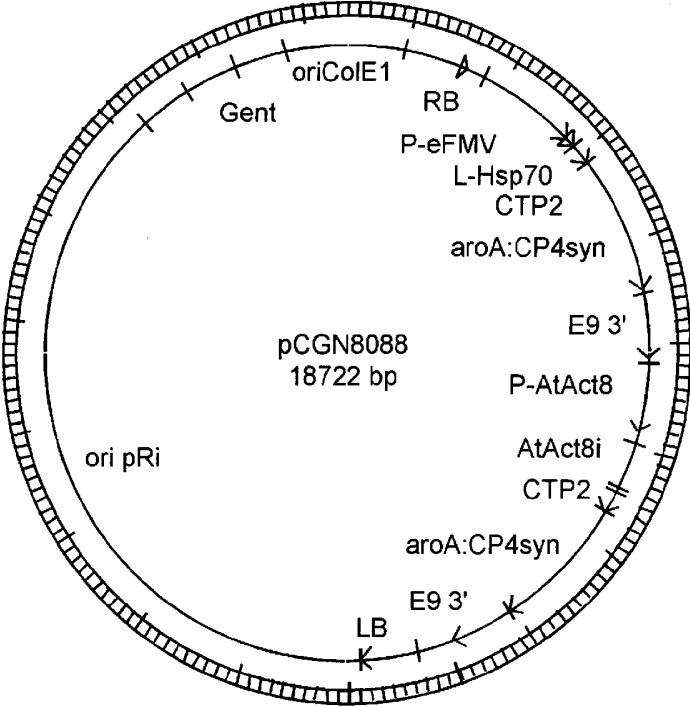


FIG. 8

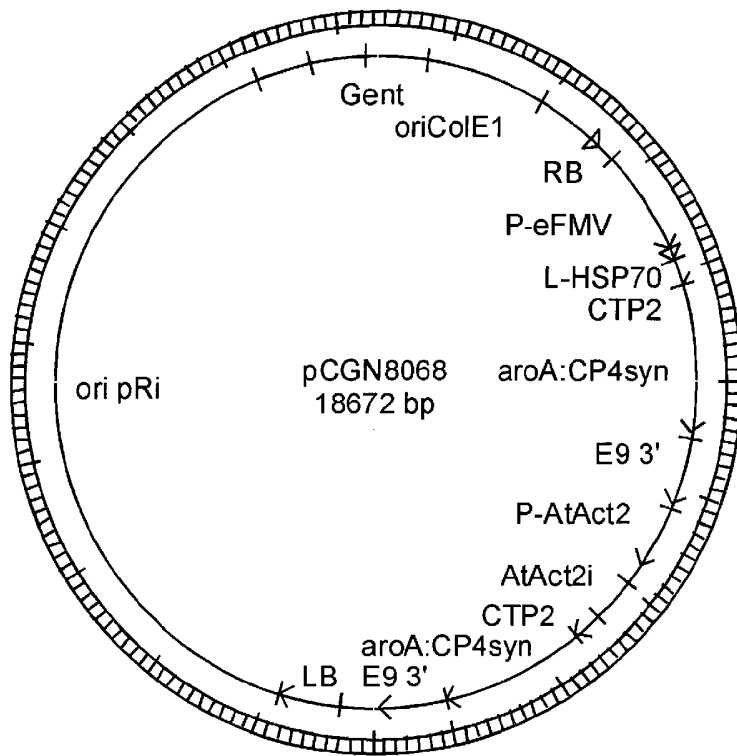


FIG. 9

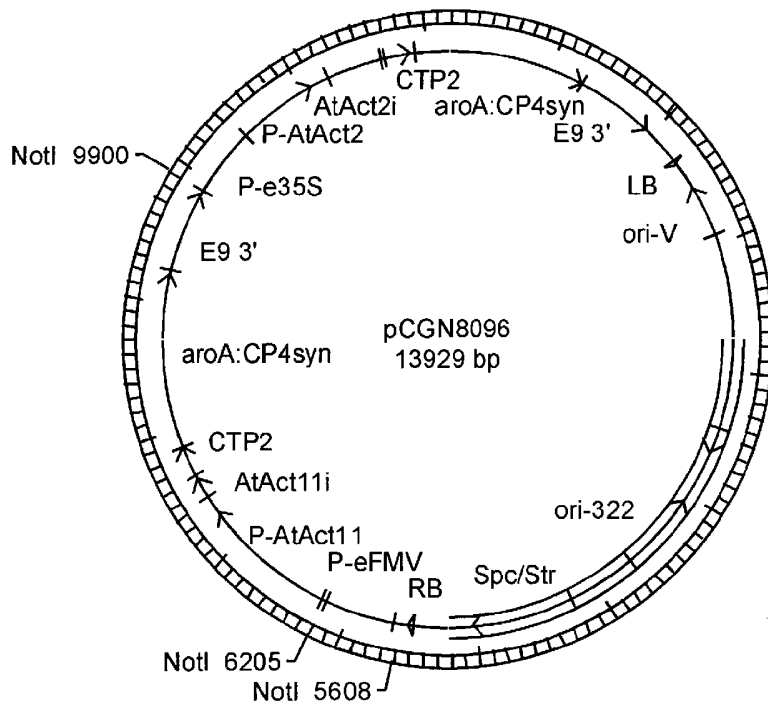


FIG. 10

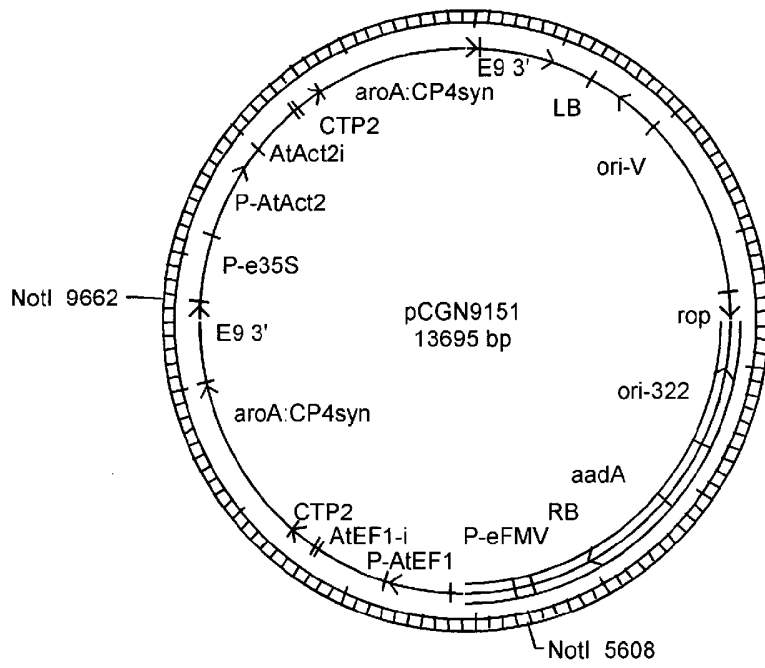


FIG. 11

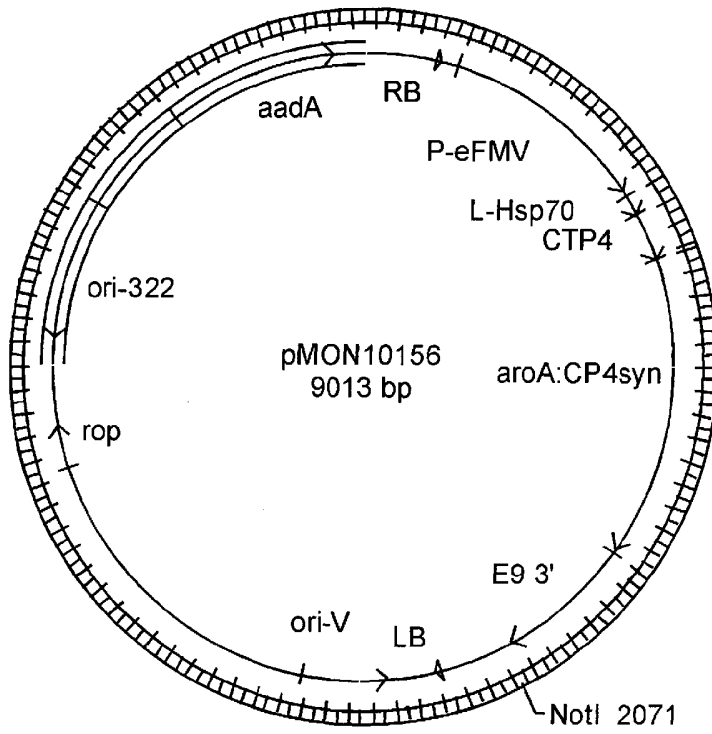


FIG. 12

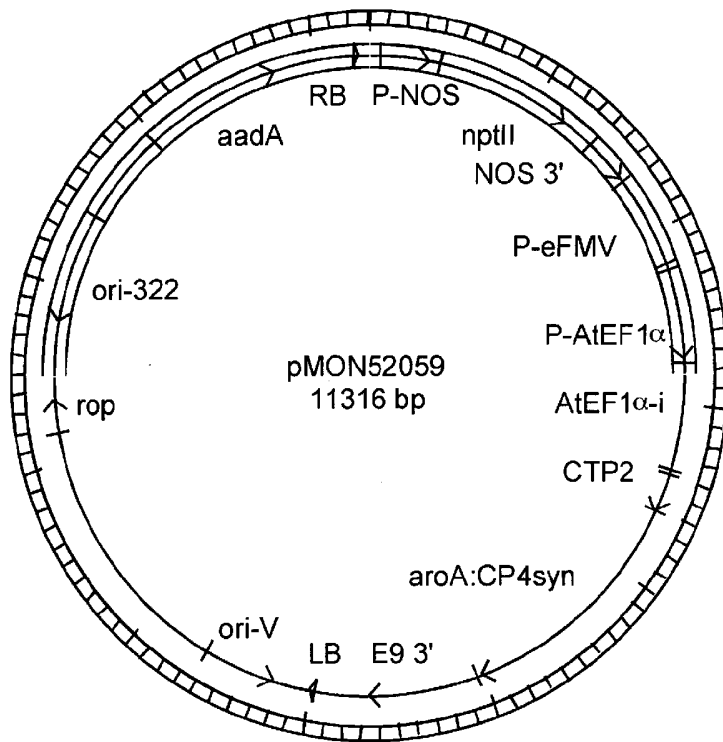


FIG. 13

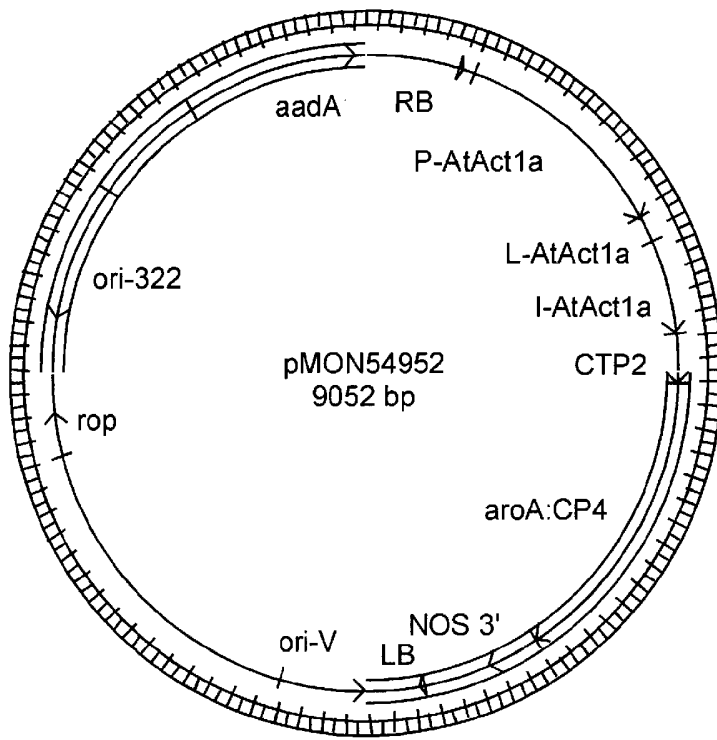


FIG. 14

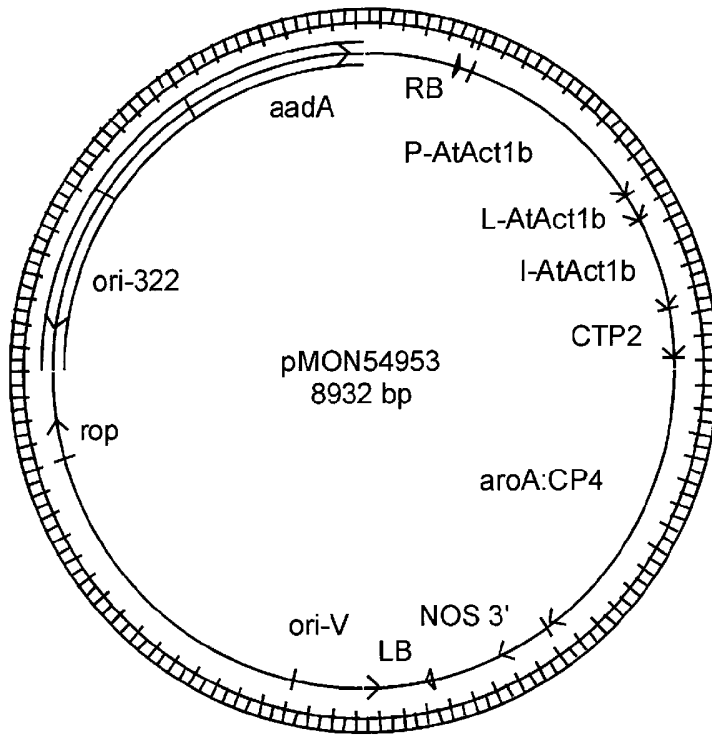


FIG. 15

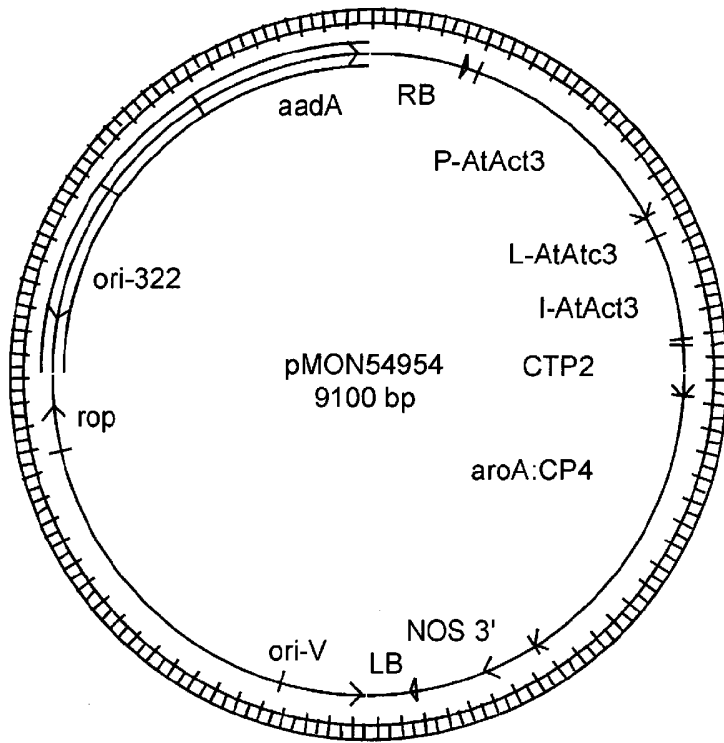


FIG. 16

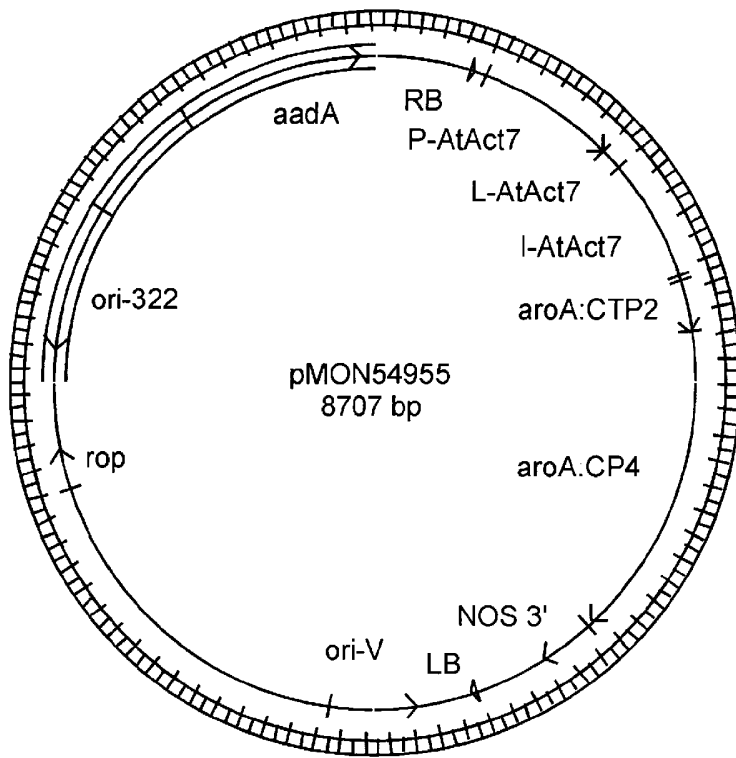


FIG. 17

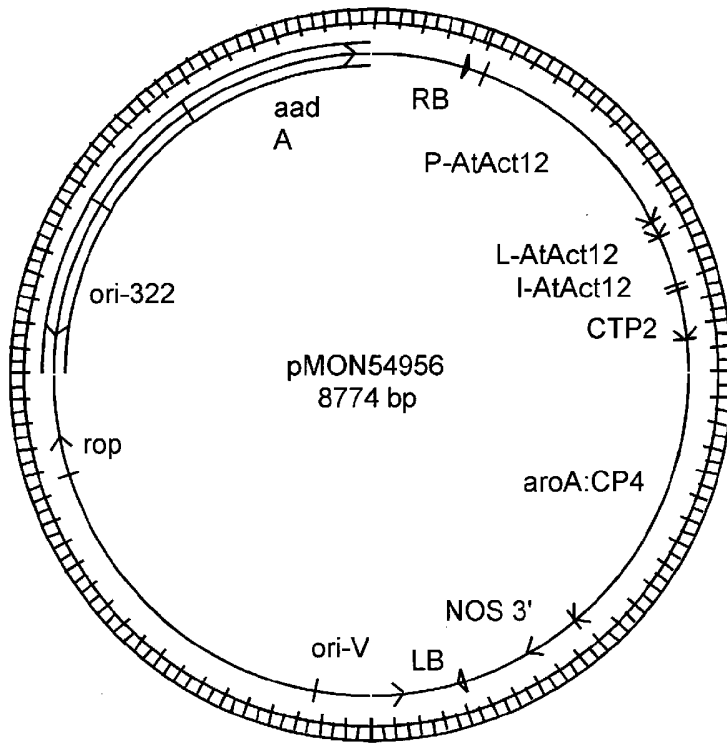


FIG. 18