

[54] **SPRAY GUN** 3,361,300 1/1968 Kaplan ..... 239/526 X  
 3,637,142 1/1972 Gassaway .  
 [75] Inventor: **Thomas E. Grime**, Temperance, Mich. 3,827,635 8/1974 Krakowski et al. .  
 3,829,023 8/1974 Bovillard et al. .... 239/318

[73] Assignee: **Champion Spark Plug Company**, Toledo, Ohio

[\*\*] Term: **14 years**

[21] Appl. No.: **269,348**

[22] Filed: **Jun. 1, 1981**

[51] Int. Cl. .... **D23-01**  
 [52] U.S. Cl. .... **D23/18**  
 [58] Field of Search ..... D23/17, 18; 239/290, 239/310, 318, 337, 428.5, 436, 525, 526

**OTHER PUBLICATIONS**

DeVilbiss-Literature on Duster Gun made in Japan. Briar Industries, Inc., Thunder Gun Power Washer Owner's Manual.

*Primary Examiner*—James R. Largen  
*Attorney, Agent, or Firm*—Emch, Schaffer & Schaub

**CLAIM**

[57] The ornamental design for a spray gun, substantially as shown and described.

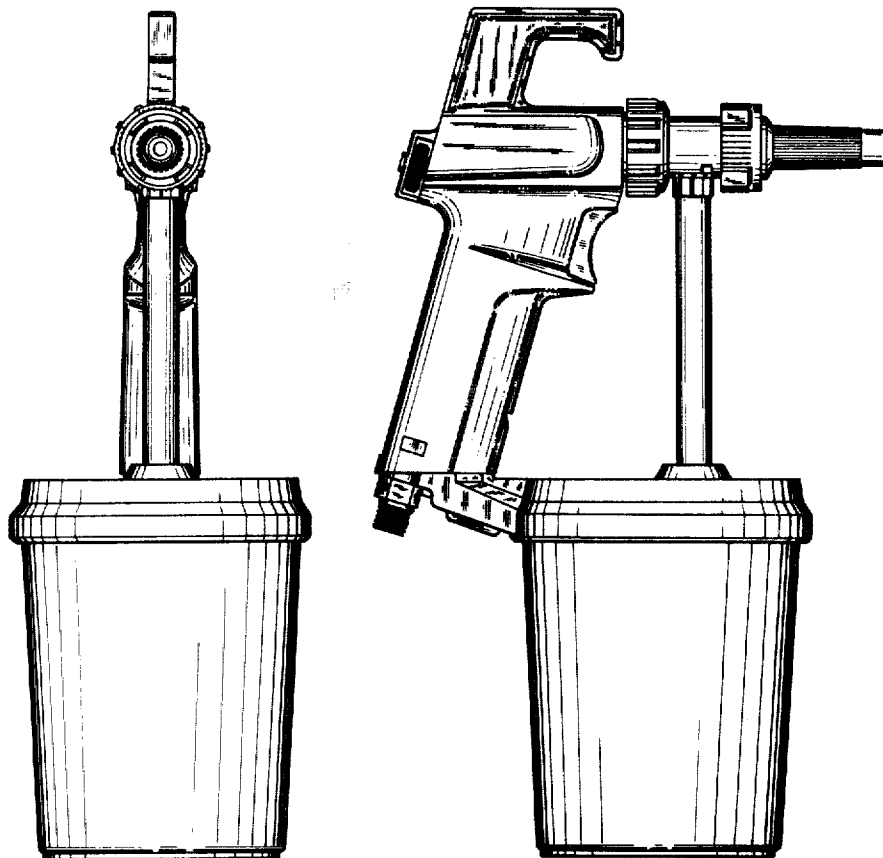
**References Cited**

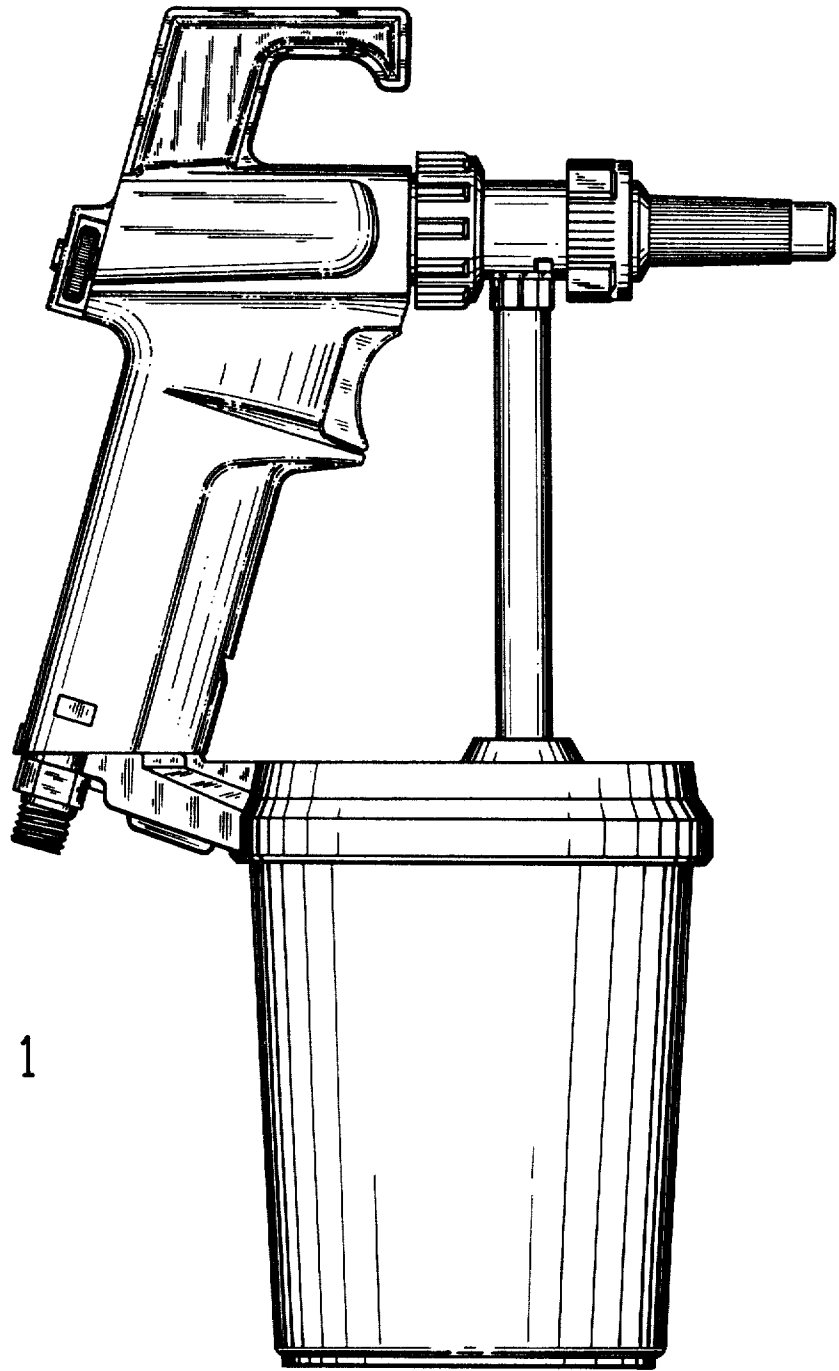
**U.S. PATENT DOCUMENTS**

D. 133,395 8/1942 Tammen ..... D23/18  
 D. 235,544 6/1975 Bippus et al. .... D23/18  
 1,409,220 3/1922 Leighty et al. .  
 1,460,622 7/1923 Drager et al. .  
 2,596,191 5/1952 Windhom, Jr. .... 239/526 X  
 3,131,868 5/1964 Coleman .  
 3,208,673 9/1965 Kautz .

**DESCRIPTION**


FIG. 1 is a side elevational view of a spray gun showing my new design, the opposite side being a mirror image of the side shown;  
 FIG. 2 is a front elevational view thereof;  
 FIG. 3 is a rear elevational view thereof;  
 FIG. 4 is a top plan view thereof; and  
 FIG. 5 is a bottom plan view thereof.

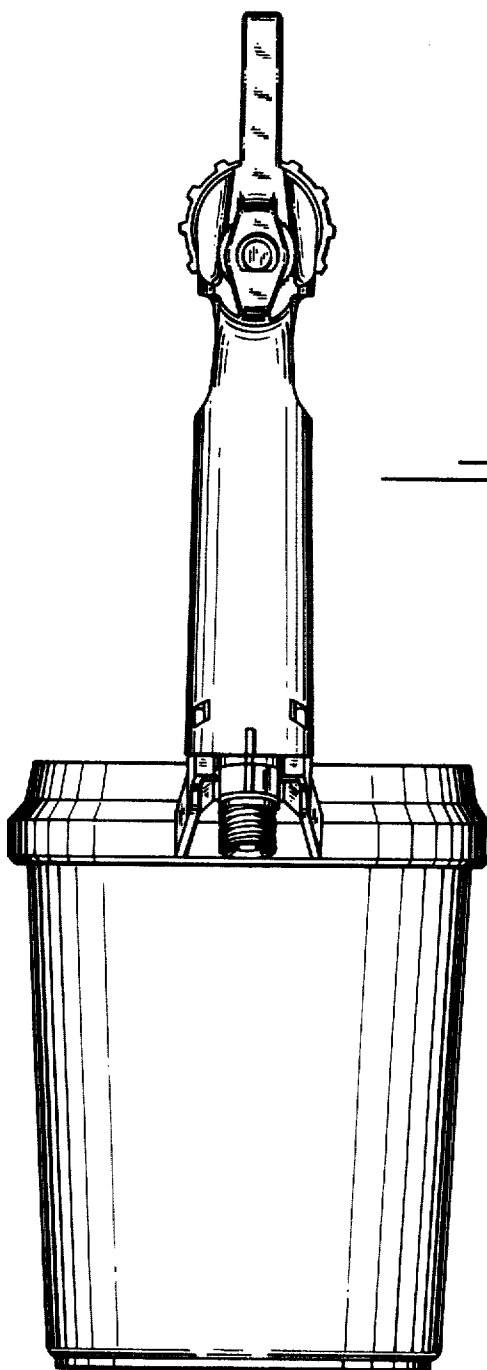




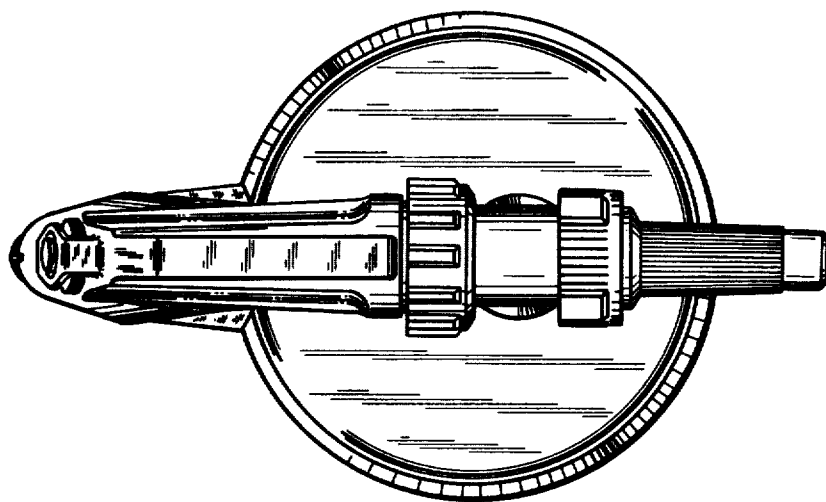
—FIG. 1

—FIG. 2

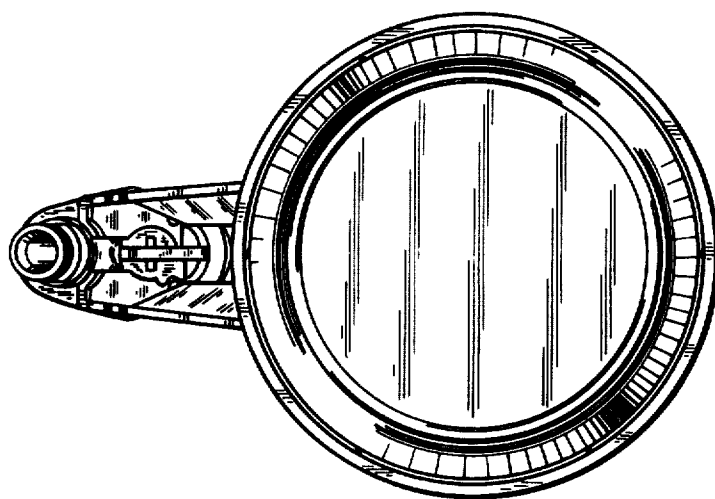




— FIG. 3



—FIG. 4



—FIG. 5