



US0D1014207S

(12) **United States Design Patent**
Coruzzi et al.

(10) **Patent No.:** **US D1,014,207 S**

(45) **Date of Patent:** **** Feb. 13, 2024**

(54) **DIBBER**
(71) Applicant: **SPINTILLER CULTIVATOR, LLC**,
Hockessin, DE (US)
(72) Inventors: **Ronald A Coruzzi**, Hockessin, DE
(US); **Christopher A. Nowell**,
Wilmington, DE (US)
(73) Assignee: **SPINTILLER CULTIVATOR, LLC**,
Wilmington, DE (US)
(**) Term: **15 Years**

D248,919 S * 8/1978 Schmidt, Jr. D8/1
4,275,672 A * 6/1981 Clad A01C 5/02
111/99
4,364,316 A * 12/1982 Paladino A01C 11/006
111/109
D280,882 S * 10/1985 Rea D8/2
4,549,611 A * 10/1985 Mills A01B 1/20
D8/7
4,986,368 A * 1/1991 Underwood E21B 10/44
172/430
4,989,524 A * 2/1991 Brown A01C 7/002
111/91
5,325,798 A * 7/1994 Nowell A01C 5/02
33/1 H

(Continued)

(21) Appl. No.: **29/841,969**

OTHER PUBLICATIONS

(22) Filed: **Jun. 9, 2022**

“Dewit Wooden Dibber with Brass Tip”, Dec. 10, 2014, Amazon.ca,
site visited Aug. 31, 2023: <https://www.amazon.ca/dp/B00504V3PS>
(Year: 2014).*

(51) **LOC (14) Cl.** **08-01**

(52) **U.S. Cl.** **D8/1**
USPC **D8/1**

(Continued)

(58) **Field of Classification Search**
USPC D8/1, 5-9, 61, 64-65, 70, 499
CPC A01C 5/02; A01C 11/006; A01C 7/002;
A01C 7/02; A01B 1/20; A01B 69/024
See application file for complete search history.

Primary Examiner — Jack Reickel
Assistant Examiner — Michael A Kervin
(74) *Attorney, Agent, or Firm* — Invention To Patent
Services; Alex Hobson

(56) **References Cited**

(57) **CLAIM**

U.S. PATENT DOCUMENTS

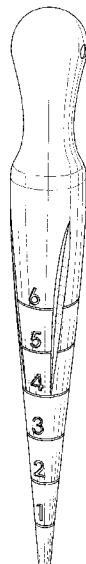
The ornamental design for a dibber, as shown and described.

D22,315 S * 3/1893 Warner D8/1
670,874 A * 3/1901 Hall A01B 69/024
172/554
933,304 A * 9/1909 Hughes A01B 1/20
172/378
1,591,274 A * 7/1926 Boswell A01G 20/30
403/208
2,086,083 A * 7/1937 Jeffress A01C 5/02
111/99
D140,295 S * 2/1945 Johnston D8/1
D156,876 S * 1/1950 Fraim D8/1
2,625,758 A * 1/1953 Shepherd G09F 3/04
40/645

DESCRIPTION

FIG. 1 is a perspective view of a dibber showing the new design;
FIG. 2 is a front view thereof;
FIG. 3 is a back view thereof;
FIG. 4 is a left side view thereof;
FIG. 5 is a right side view thereof;
FIG. 6 is a top view thereof; and,
FIG. 7 is a bottom view thereof.

1 Claim, 3 Drawing Sheets



(56)

References Cited

U.S. PATENT DOCUMENTS

D355,570 S * 2/1995 Munnecke D8/1
D405,328 S * 2/1999 Bott D8/1
D406,499 S * 3/1999 Singleton D8/1
D618,972 S * 7/2010 Bushroe D8/7
2003/0127236 A1 * 7/2003 Wherry A01C 5/02
172/371
2005/0006111 A1 * 1/2005 Wherry A01C 5/02
172/371
2005/0184014 A1 * 8/2005 Lin B25H 3/04
211/70.6
2006/0272560 A1 * 12/2006 Steiner A01C 5/02
111/92
2014/0338578 A1 * 11/2014 Pratt A01C 5/02
111/99

OTHER PUBLICATIONS

“Our new American Cast Dibbler”, Sep. 19, 2021, Facebook.com, site visited Aug. 31, 2023: <https://www.facebook.com/photo/?fbid=10166153617235657> (Year: 2021).*

* cited by examiner

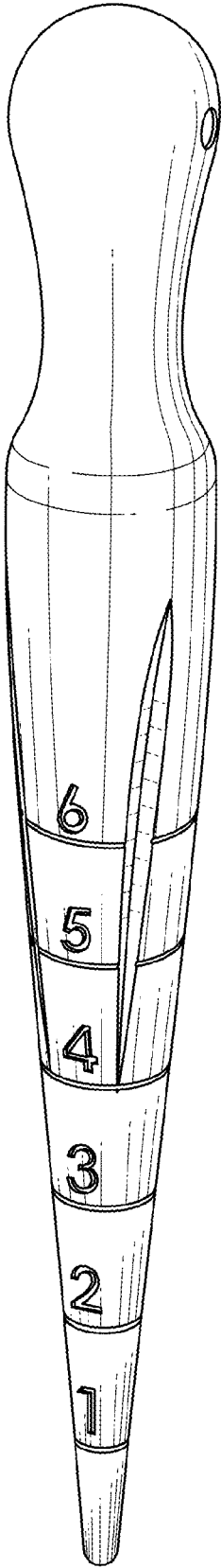


FIG. 1

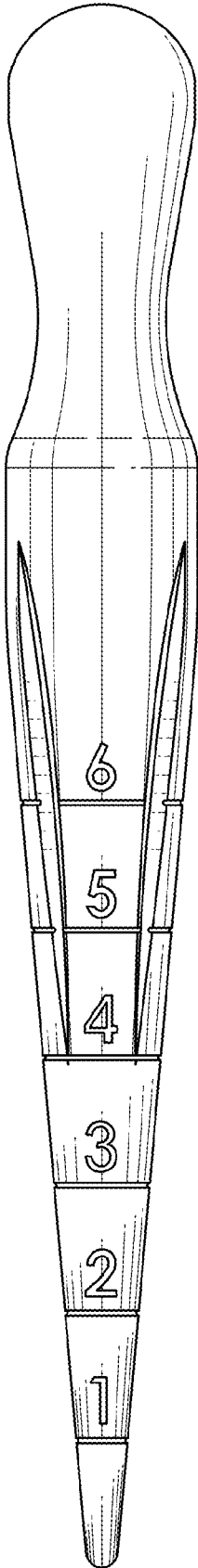


FIG. 2

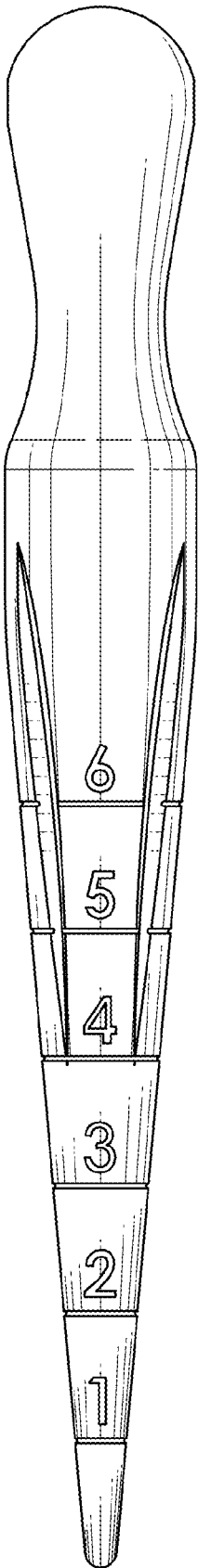


FIG. 3

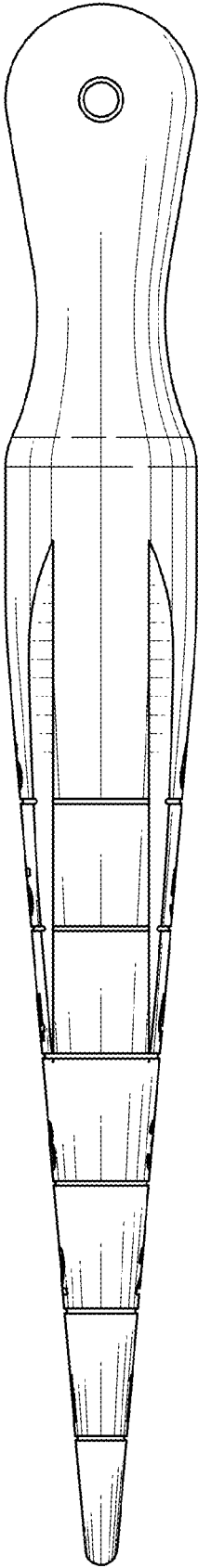


FIG. 4

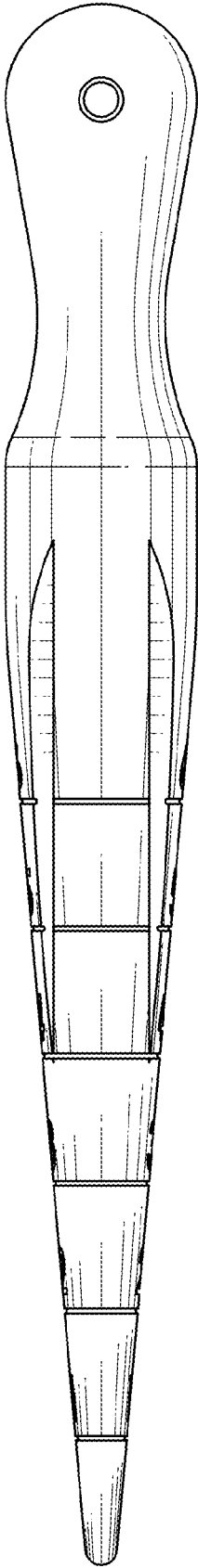


FIG. 5

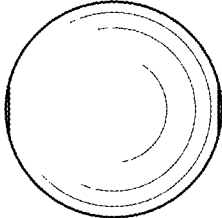


FIG. 6

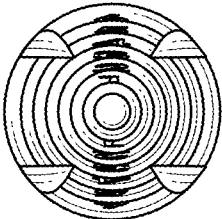


FIG. 7