



(12) **United States Design Patent**  
**Walker**

(10) **Patent No.:** **US D808,898 S**  
(45) **Date of Patent:** **\*\* \*Jan. 30, 2018**

(54) **BATTERY**

- (71) Applicant: **Deben Group Industries Limited**, Melton, Woodbridge (GB)
- (72) Inventor: **Stephen Andrew Walker**, Ipswich (GB)
- (73) Assignee: **Deben Group Industries Limited** (GB)
- (\* ) Notice: This patent is subject to a terminal disclaimer.
- (\*\*) Term: **15 Years**
- (21) Appl. No.: **29/560,007**
- (22) Filed: **Apr. 1, 2016**

**Related U.S. Application Data**

- (63) Continuation-in-part of application No. 29/518,591, filed on Feb. 25, 2015, now abandoned.

**Foreign Application Priority Data**

Sep. 3, 2014 (EM) ..... 002530675-0008

- (51) **LOC (11) CL.** ..... **13-02**
- (52) **U.S. Cl.**  
USPC ..... **D13/103**

(58) **Field of Classification Search**

USPC ..... D13/102-106, 110, 118-119, 184  
 CPC ..... Y02E 60/12; Y02E 60/122; Y02E 60/124;  
 Y02E 60/50; H01M 2/02; H01M 2/022;  
 H01M 2/0202; H01M 2/0207; H01M  
 2/0212; H01M 2/1061; H01M 2/1022;  
 H01M 2/1055; H01M 2/1066; H01M  
 2/105; H01M 2/204; H01M 2/1016;  
 H01M 2200/00; H01M 10/4257; H01M  
 10/0436; H01M 10/48; H01M 10/42

See application file for complete search history.

(56) **References Cited**

**U.S. PATENT DOCUMENTS**

D585,367	S	*	1/2009	Dunbar	.....	D13/108
D728,477	S	*	5/2015	Meyer	.....	D13/107
D733,043	S	*	6/2015	Hasbrook	.....	D13/103
D758,302	S	*	6/2016	Walker	.....	D13/103
D760,646	S	*	7/2016	Walker	.....	D13/103
D767,486	S	*	9/2016	Yu	.....	D13/103
D768,071	S	*	10/2016	Kim	.....	D13/103
D768,073	S	*	10/2016	Kim	.....	D13/103
D771,561	S	*	11/2016	Walker	.....	D13/103
D772,808	S	*	11/2016	Walker	.....	D13/103
D772,809	S	*	11/2016	Walker	.....	D13/103
D784,920	S	*	4/2017	Walker	.....	D13/103

\* cited by examiner

*Primary Examiner* — Rosemary K Tarcza  
*Assistant Examiner* — Nathaniel D. Buckner  
 (74) *Attorney, Agent, or Firm* — Hayes Soloway PC

(57) **CLAIM**

I claim the ornamental design for a battery, as shown and described.

**DESCRIPTION**

FIG. 1 is a front perspective view of a battery showing my new design;  
 FIG. 2 is a front view thereof;  
 FIG. 3 is a back view thereof;  
 FIG. 4 is a left side view thereof;  
 FIG. 5 is a right side view thereof;  
 FIG. 6 is a top plan view thereof;  
 FIG. 7 is a bottom view thereof; and,  
 FIG. 8 is a back perspective view thereof.

**1 Claim, 8 Drawing Sheets**






FIG. 1



FIG. 2

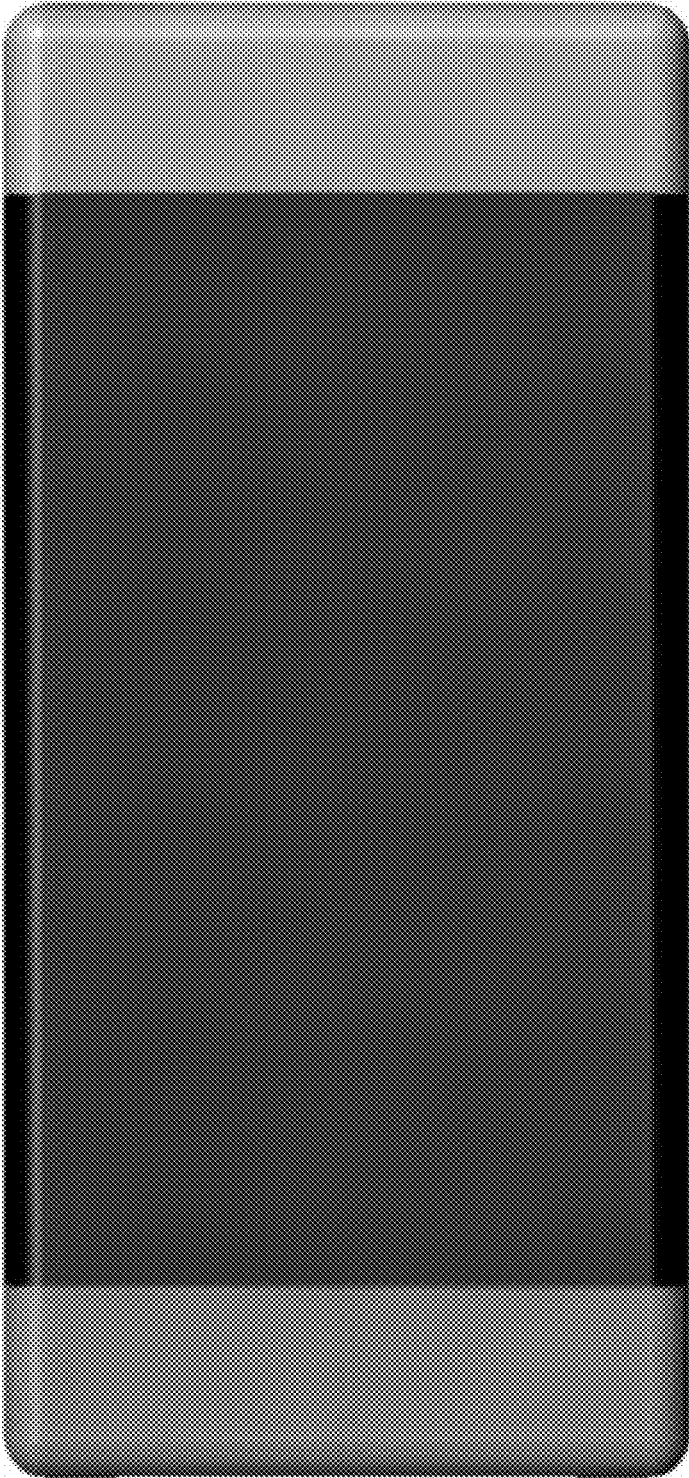


FIG. 3




FIG. 4




FIG. 5




FIG. 6




FIG. 7






FIG.8