



US00D342582S

**United States Patent** [19]  
**Young**

[11] **Patent Number: Des. 342,582**

[45] **Date of Patent: \*\* Dec. 21, 1993**

[54] **HALOGEN SPOTLIGHT**  
[75] **Inventor: Tony C. Young, Kowloon, Hong Kong**  
[73] **Assignee: Caltraco International Limited, Kowloon, Hong Kong**  
[\*\*] **Term: 14 Years**  
[21] **Appl. No.: 496,616**  
[22] **Filed: Mar. 21, 1990**

[30] **Foreign Application Priority Data**  
Jan. 25, 1990 [GB] United Kingdom ..... 2004260  
[52] **U.S. Cl. .... D26/45**  
[58] **Field of Search ..... D26/37-50;**  
362/157, 158, 183-200, 201, 202, 205, 258

[56] **References Cited**  
**U.S. PATENT DOCUMENTS**  
D. 267,349 12/1982 Asano ..... D26/45  
D. 300,470 3/1989 Schmidt et al. .... D26/45

2,784,305	3/1957	Lawson et al. ....	D26/45 X
4,535,397	8/1985	May .....	362/205 X
4,734,832	3/1988	Moriano et al. ....	362/158

**OTHER PUBLICATIONS**

Gander Mountain Inc. Outdoor Sportsman Supplies Catalog, Fall/Winter 1986, p. 143, Halogen Spotlight.

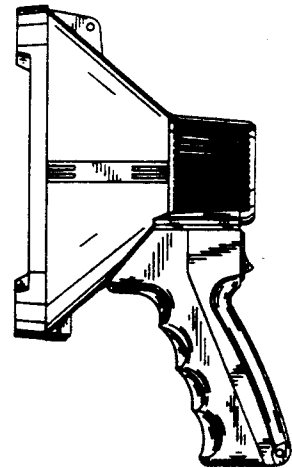
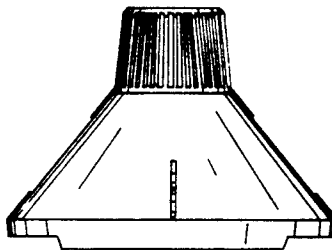
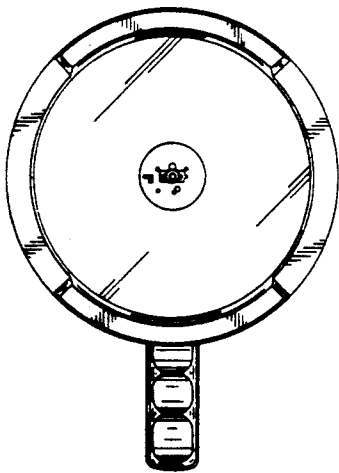
*Primary Examiner*—Susan J. Lucas  
*Attorney, Agent, or Firm*—Fish & Richardson

[57] **CLAIM**

The ornamental design for halogen spotlight, as shown and described.

**DESCRIPTION**

FIG. 1 is a front elevational view of a halogen spotlight embodying my new design;  
FIG. 2 is a top plan view thereof;  
FIG. 3 is a bottom plan view thereof;  
FIG. 4 is a left side elevational view thereof;  
FIG. 5 is a right side elevational view thereof; and,  
FIG. 6 is a rear elevational view thereof.



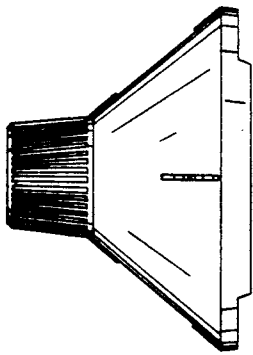


FIG. 2

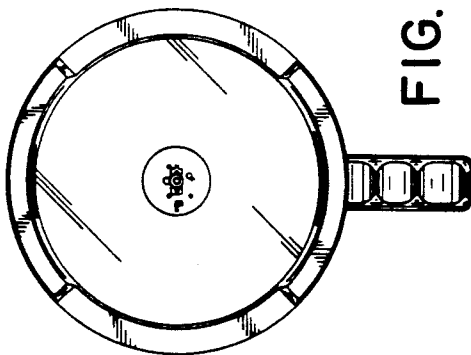


FIG. 1

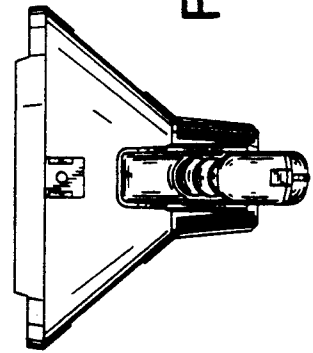


FIG. 3

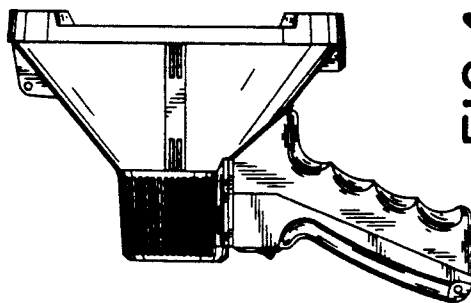


FIG. 4

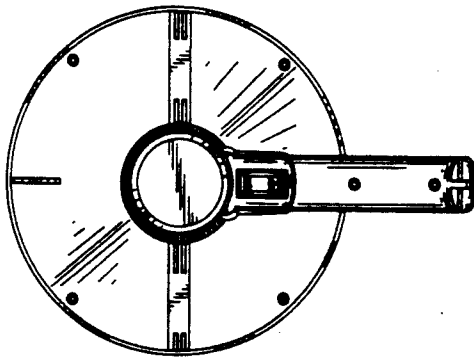


FIG. 6

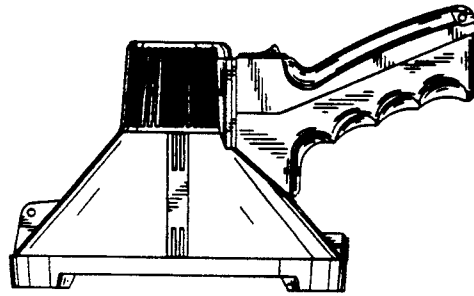


FIG. 5