



US00D371075S

United States Patent [19]

Stonehouse

[11] **Patent Number:** Des. 371,075

[45] **Date of Patent:** **Jun. 25, 1996

[54] **BEVERAGE CONTAINER**

5,261,558 11/1993 Claydon 220/671

[75] Inventor: **David R. Stonehouse**, London, Great Britain

[73] Assignee: **Courage Limited**, Staines, United Kingdom

[**] Term: **14 Years**

[21] Appl. No.: **36,546**

[22] Filed: **Mar. 22, 1995**

[30] Foreign Application Priority Data

Sep. 22, 1994 [GB] United Kingdom 2042069

[52] **U.S. Cl.** **D9/518**

[58] **Field of Search** D9/500, 503, 504, D9/518; 220/906, 907, 669, 670, 673, 674

[56] References Cited

U.S. PATENT DOCUMENTS

- D. 216,422 1/1970 Kochi,II D9/518 X
- D. 310,025 8/1990 Foley D9/518
- D. 361,476 8/1995 Bidwell D9/518 X
- 2,335,260 11/1943 Chamberlain 220/670 X
- 4,559,729 12/1985 White 220/906 X
- 4,723,681 2/1988 Glerum 220/671

FOREIGN PATENT DOCUMENTS

- 6115554 4/1994 Japan 220/906
- 2272200 5/1994 United Kingdom 220/906
- 9325452 12/1993 WIPO 220/906

OTHER PUBLICATIONS

- Packaging, Dec. 1985, p. 38.
- Packaging, Jun. 1989, p. 9.

Primary Examiner—Prabhakar G. Deshmukh
Attorney, Agent, or Firm—Lee, Mann, Smith, McWilliams, Sweeney & Ohlson


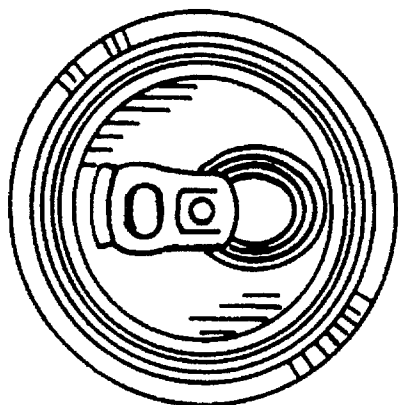
[57] CLAIM

The ornamental design for a beverage container, as shown and described.

DESCRIPTION

FIG. 1 is a top plan view of a beverage container showing my new design;
FIG. 2 is a side elevational view thereof, with the other sides being identical thereto; and,
FIG. 3 is a bottom plan view thereof.

1 Claim, 1 Drawing Sheet



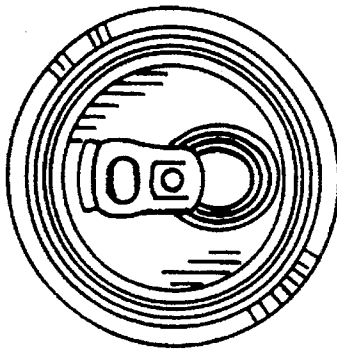


Figure 1




Figure 2




Figure 3