

(19) World Intellectual Property
Organization
International Bureau



(43) International Publication Date
11 December 2003 (11.12.2003)

PCT

(10) International Publication Number
WO 2003/101382 A3

- (51) International Patent Classification⁷: **A61K 31/00**, (74) Common Representative: **MERCK & CO., INC.**; 126 East Lincoln Avenue, Rahway, NJ 07065-0907 (US).
- (21) International Application Number: PCT/US2003/016336
- (22) International Filing Date: 23 May 2003 (23.05.2003)
- (25) Filing Language: English
- (26) Publication Language: English
- (30) Priority Data: 60/383,996 29 May 2002 (29.05.2002) US
- (71) Applicant (for all designated States except US): **MERCK & CO., INC.** [US/US]; 126 East Lincoln Avenue, Rahway, NJ 07065-0907 (US).
- (72) Inventors; and
- (75) Inventors/Applicants (for US only): **XIONG, Yusheng** [US/US]; 126 East Lincoln Avenue, Rahway, NJ 07065-0907 (US). **CHAPMAN, Kevin** [US/US]; 126 East Lincoln Avenue, Rahway, NJ 07065-0907 (US). **SINGH, Suresh** [US/US]; 126 East Lincoln Avenue, Rahway, NJ 07065-0907 (US). **GUO, Jian** [CN/US]; 126 East Lincoln Avenue, Rahway, NJ 07065-0907 (US). **PATCHETT, Arthur, A.** [US/US]; 126 East Lincoln Avenue, Rahway, NJ 07065-0907 (US).
- (81) Designated States (national): AE, AG, AL, AM, AT, AU, AZ, BA, BB, BG, BR, BY, BZ, CA, CH, CN, CO, CR, CU, CZ, DE, DK, DM, DZ, EC, EE, ES, FI, GB, GD, GE, GH, GM, HR, HU, ID, IL, IN, IS, JP, KE, KG, KR, KZ, LC, LK, LR, LS, LT, LU, LV, MA, MD, MG, MK, MN, MW, MX, MZ, NI, NO, NZ, OM, PH, PL, PT, RO, RU, SC, SD, SE, SG, SK, SL, TJ, TM, TN, TR, TT, TZ, UA, UG, US, UZ, VC, VN, YU, ZA, ZM, ZW.
- (84) Designated States (regional): ARIPO patent (GH, GM, KE, LS, MW, MZ, SD, SL, SZ, TZ, UG, ZM, ZW), Eurasian patent (AM, AZ, BY, KG, KZ, MD, RU, TJ, TM), European patent (AT, BE, BG, CH, CY, CZ, DE, DK, EE, ES, FI, FR, GB, GR, HU, IE, IT, LU, MC, NL, PT, RO, SE, SI, SK, TR), OAPI patent (BF, BJ, CF, CG, CI, CM, GA, GN, GQ, GW, ML, MR, NE, SN, TD, TG).
- Published:**
— with international search report
— before the expiration of the time limit for amending the claims and to be republished in the event of receipt of amendments
- (88) Date of publication of the international search report: 29 July 2004
- For two-letter codes and other abbreviations, refer to the "Guidance Notes on Codes and Abbreviations" appearing at the beginning of each regular issue of the PCT Gazette.



WO 2003/101382 A3

(54) Title: COMPOUNDS USEFUL IN THE TREATMENT OF ANTHRAX AND INHIBITING LETHAL FACTOR

(57) Abstract: This invention relates to compounds of formula (I), and a method for treating anthrax or inhibiting lethal factor by administering a composition containing a compound of formula (I) and a pharmaceutically acceptable carrier. This invention further relates to the use of the compounds of formula (I) to treat other conditions related to an anthrax infection.

TITLE OF THE INVENTION
COMPOUNDS USEFUL IN THE TREATMENT OF ANTHRAX AND
INHIBITING LETHAL FACTOR

5 BACKGROUND OF THE INVENTION

The references cited throughout the present application are not admitted to be prior art to the claimed invention.

Anthrax is a bacterial infection produced by *Bacillus anthracis*.

10 *Bacillus anthracis* endospores can enter the body through skin abrasions, inhalation, or ingestion. *Bacillus anthracis* produces an anthrax toxin that is often lethal. (Dixon *et al.*, (1999) *N. Engl. J. Med.* 341, 815-26.)

Anthrax toxin consists of three proteins, a receptor-binding component designated protective antigen, and two enzymatic components termed edema factor and lethal factor ("LF"). (Mock *et al.*, (2001) *Annu. Rev. Microbiol.* 55, 647-71.)

15 Lethal factor is a zinc-dependent metalloprotease that appears to exert toxic effects by cleaving mitogen-activated protein kinase kinases (MKKs). (Vitale *et al.*, (1998) *Biochem. Biophys. Res. Commun.* 248, 706-11, Vitale *et al.*, (2000) *Biochem. J.* 352 Pt 3, 739-45, Duesbery *et al.*, (1998) *Science* 280, 734-7, Duesbery *et al.*, International Publication No. WO 99/50439, International Publication Date October 7, 20 1999.)

Vitale and co-workers have used microsequencing to identify the site in different MKKs that are cleaved by lethal factor. (See Table 1, Vitale *et al.*, (2000) *Biochem. J.* 352 Pt 3, 739-45.) Lethal factor cleavage of different MKKs occurred within the N-terminal region preceding the kinase domain. Alignment of the 25 sequences flanking the cleavage site revealed some consensus motifs: a hydrophobic residue in position P2 and P1', and at least one basic residue between P4 and P7. (Vitale *et al.*, (2000) *Biochem. J.* 352 Pt 3, 739-45.)

Lethal factor has been indicated to cleave synthetic peptides *in vitro*. (Hammond *et al.*, (1998) *Infect. Immun.* 66, 2374-8.) *In vitro* cleavage was inhibited 30 by 1,10-phenanthroline or 10 mM EDTA, both of which chelate zinc.

Bacillus anthracis is a spore forming gram-positive bacillus, which is the etiologic agent of anthrax. Anthrax is a disease that can be found globally in temperate zones (e.g. South and Central America, South and East Europe, Asia, Africa, Middle East, and Caribbean) and is transmissible to humans through handling 35 or consumption of contaminated animal products (e.g. eating undercooked meat from

infected animals). Wildlife mammals such as deer, wildebeest, elephants, and domesticated livestock, such as goats, sheep, cattle, horses, and swine are at high risk for contracting the disease. Contraction generally occurs from grazing on contaminated land, eating contaminated feed or drinking from contaminated water
5 holes. *Bacillus anthracis* spores can remain viable in soil for many years. See Helgason et al., *Applied and Environmental Microbiology* 2000 66(6) pgs. 2627-2630; Wber et al., *Antimicrob Agents and Chemotherapy* 1988 32(5): 642-645; and Doganay et al., *Scand. J. Inf. Dis.* 1991 23:333-335 for further discussion of *Bacillus anthracis*.

10 In humans three forms of anthrax infections can occur, cutaneous, gastro-intestinal and inhalational. With the cutaneous form, infections occur when the bacterium or spore enters a cut or abrasion on the skin. See Synder, J.W., Shapiro, D.S., Gilchrist, M.J.R., et al., "Basic Diagnostic Testing Protocols for Level A Laboratories (For The Presumptive Identification of *Bacillus anthracis*)" at
15 www.ban.asm.la.cp.102401f, Oct. 24, 2001, pgs. 1-20 and Dixon, et al., *NEJM* 341:815-826 Sept 9, 1999 Number 11. Symptoms of the skin infection are generally raised itchy bumps or bump that resembles an insect bite. Within one to two days, the bumps or bump develops into a fluid-filled vesicle, which ruptures to form a painless ulcer with a characteristic black necrotic (dying) area in the center. If left untreated,
20 death can result, however, deaths are rare if appropriate antibiotic therapy is administered.

Gastrointestinal anthrax generally occurs from the consumption of meat contaminated with the bacterium, which results in an acute inflammation of the intestinal tract. Signs of nausea, loss of appetite, vomiting, fever, along with
25 abdominal pain, vomiting of blood and severe diarrhea are indicative of gastrointestinal anthrax. The mortality rate for this form of human anthrax is estimated at 25%-60%.

Inhalation anthrax is most likely the result of intentional aerosol release of *Bacillus anthracis*, such as an act of bioterrorism. This form of human
30 anthrax infection commonly has an incubation period of one to six days, with fever, malaise, fatigue, a nonproductive cough and/or mild chest discomfort sometimes being the initial signals. These initial symptoms are often followed by a short period of improvement, followed by the abrupt development of severe respiratory distress with labored breathing, perspiration and bluish skin color. Death usually occurs
35 within 24-36 hours after the onset of respiratory distress despite aggressive treatment.

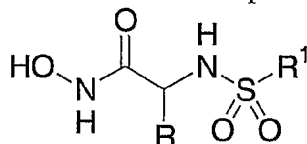
Most *Bacillus anthracis* strains are sensitive to a broad range of antibiotics. The commonly prescribed therapies today are ciprofloxacin, penicillin, or doxycycline. However, the efficacy and side effect profiles of these agents are not ideal.

5 While antibiotics can kill the bacteria that cause anthrax, the tripartite anthrax toxin continues to damage the body even when the bacteria themselves are dead. Therefore, there still exist the need for new and effective therapies with improved efficacy, little or no side effect and which inhibit the scissor-like ability of lethal factor to snip apart important host molecules.

10

SUMMARY OF THE INVENTION

This invention relates to novel compounds of formula I:



FORMULA I

15 or a pharmaceutically acceptable salt, enantiomer, diastereomer or in vivo hydrolysable ester or mixture thereof, wherein,

R¹ represents C₆₋₁₀ aryl, C₅₋₁₀ heteroaryl or C₅₋₁₀ heterocyclic, said aryl, heteroaryl and heterocyclyl optionally substituted with 1 to 3 groups of R^a

20

R^a represents C₁₋₆ alkyl, halogen, OH, aryl(C₁₋₆)alkyl, (C₁₋₆)alkoxy, (C₁₋₆)alkoxy(C₁₋₆)alkyl, halo(C₁₋₆)alkyl, nitro, amino, mono- or di-N-(C₁₋₆)alkylamino, acylamino, acyloxy, carboxy, carboxy salts, carboxy esters, carbamoyl, mono- and di-N-(C₁₋₆)alkylcarbamoyl, (C₁₋₆)alkoxycarbonyl, aryloxycarbonyl, ureido, guanidino, 25 sulphonylamino, aminosulphonyl, (C₁₋₆)alkylthio, (C₁₋₆)alkylsulphinyl, (C₁₋₆)alkylsulphonyl, heterocyclyl, heterocyclyl(C₁₋₆)alkyl; and

R represents C₁₋₈ alkyl, C₃₋₁₀ cycloalkyl, C₃₋₁₀ heterocycloalkyl, C₅₋₁₀ heteroaryl, or C₅₋₁₁ heterocyclyl, said heteroaryl and heterocyclyl optionally substituted with 1 to 30 3 groups of R^a and said alkyl, optionally substituted with 1-3 groups selected from the group consisting of aryl, heterocyclyl, (C₁₋₆)alkylthio, cyano, heteroaryl, guanidino,

((1-aminoethyl)carbonyl)amino, ((aminomethyl)carbonyl)amino, ((2-amino)prop-2-yl) carbonyl)amino, acetamido, 4-(aminomethyl)phenyl, thio, t-butyl sulfonyl, (C₂₋₆)alkenylthio, (C₂₋₆)alkynylthio, amino, mono- or di-(C₁₋₆)alkylamino, arylthio, heterocyclylthio, (C₁₋₆)alkoxy, aryl(C₁₋₆)alkoxy, aryl(C₁₋₆)alkylthio, cycloalkyl, 5 cycloalkenyl, carboxy and esters thereof, hydroxy and halogen.

This invention further relates to the use of the compounds of formula I in the treatment of anthrax and other conditions, which are related to an anthrax infection.

10 This and other aspects of the invention will be realized upon inspection of the invention as a whole.

DETAILED DESCRIPTION OF THE INVENTION

The present invention is directed to the compounds of formula I, and a method for treating anthrax or inhibiting lethal factor by administration, preferably 15 intravenous or intra-muscular, of a composition containing a compound of formula I and a pharmaceutically acceptable carrier.

The invention is described herein in detail using the terms defined below unless otherwise specified.

20 When any variable (e.g. aryl, heterocycle, R¹, R etc.) occurs more than one time in any constituent, its definition on each occurrence is independent at every other occurrence. Also, combinations of substituents/or variables are permissible only if such combinations result in stable compounds.

The term "alkyl" refers to a monovalent alkane (hydrocarbon) derived radical containing from 1 to 10 carbon atoms unless otherwise defined. It may be 25 straight, branched or cyclic. Preferred alkyl groups include methyl, ethyl, propyl, isopropyl, butyl, t-butyl, cyclopentyl and cyclohexyl. When the alkyl group is said to be substituted with an alkyl group, this is used interchangeably with "branched alkyl group".

30 Preferably, alkenyl is C₂-C₆ alkenyl.

Preferably, alkynyl is C₂-C₆ alkynyl.

Cycloalkyl is a specie of alkyl containing from 3 to 15 carbon atoms, unless otherwise specified, without alternating or resonating double bonds between carbon atoms. It may contain from 1 to 4 rings that are fused. Examples of cycloalkyl groups are cyclopropyl, cyclobutyl, cyclopentyl, cyclohexyl, and cycloheptyl.

Heterocycloalkyl is intended to mean cycloalkyl ring groups which consists of carbon atoms and from one to four heteroatoms selected from the group consisting of N, O, and S, and including any bicyclic. Said heterocycloalkyl can optionally be substituted with 1 to 3 groups of R^a described herein. Examples of Heterocycloalkyls are oxane, 5 methyloxane, dioxane, pyran, thiolane, piperidine, pyrrolidine, aziridine, azetidine, etc.

Alkoxy refers to C₁-C₆ alkyl-O-, with the alkyl group optionally substituted as described herein. Examples of alkoxy groups are methoxy, ethoxy, propoxy, butoxy and isomeric groups thereof.

10 Halo is short for halogen and refers to chloride, fluoride, bromide and iodide.

As used herein, "aryl" is intended to mean any stable monocyclic or bicyclic carbon ring of up to 7 members in each ring, wherein at least one ring is aromatic. Examples of such aryl elements include phenyl, naphthyl, 15 tetrahydronaphthyl, indanyl, biphenyl, phenanthryl, anthryl or acenaphthyl.

The term heterocyclyl or heterocyclic, as used herein, represents a stable 5- to 7-membered monocyclic or stable 8- to 11-membered bicyclic heterocyclic ring which is either saturated or unsaturated, and which consists of carbon atoms and from one to four heteroatoms selected from the group consisting of 20 N, O, and S, and including any bicyclic group in which any of the above-defined heterocyclic rings is fused to a benzene ring. The heterocyclic ring may be attached at any heteroatom or carbon atom which results in the creation of a stable structure. A fused heterocyclic ring system may include carbocyclic rings and need include only one heterocyclic ring. The term heterocycle or heterocyclic includes heteroaryl 25 moieties. Examples of such heterocyclic elements include, but are not limited to, azepinyl, benzimidazolyl, benzisoxazolyl, benzofurazanyl, benzopyranyl, benzothiopyranyl, benzofuryl, benzothiazolyl, benzothienyl, benzoxazolyl, chromanyl, cinnolinyl, dihydrobenzofuryl, dihydrobenzothienyl, dihydrobenzothiopyranyl, dihydrobenzothiopyranyl sulfone, 1,3-dioxolanyl, furyl, imidazolidinyl, imidazoliny, 30 imidazolyl, indolinyl, indolyl, isochromanyl, isoindolinyl, isoquinolinyl, isothiazolidinyl, isothiazolyl, isothiazolidinyl, morpholinyl, naphthyridinyl, oxadiazolyl, 2-oxoazepinyl, oxazolyl, 2-oxopiperazinyl, 2-oxopiperdiny, 2-oxopyrrolidinyl, piperidyl, piperazinyl, pyridyl, pyrazinyl, pyrazolidinyl, pyrazolyl, pyridazinyl, pyrimidinyl, pyrrolidinyl, pyrrolyl, quinazolinyl, quinolinyl, quinoxaliny, 35 tetrahydrofuryl, tetrahydroisoquinolinyl, tetrahydroquinolinyl, thiamorpholinyl,

thiamorpholinyl sulfoxide, thiazolyl, thiazolinyl, thienofuryl, thienothienyl, and thienyl. An embodiment of the examples of such heterocyclic elements include, but are not limited to, azepinyl, benzimidazolyl, benzisoxazolyl, benzofurazanyl, benzopyranyl, benzothiopyranyl, benzofuryl, benzothiazolyl, benzothienyl,
5 benzoxazolyl, chromanyl, cinnolinyl, dihydrobenzofuryl, dihydrobenzothienyl, dihydrobenzothiopyranyl, dihydrobenzothiopyranyl sulfone, furyl, imidazolidinyl, imidazolyl, indolinyl, indolyl, isochromanyl, isoindolinyl, isoquinolinyl, isothiazolidinyl, isothiazolyl, isothiazolidinyl, morpholinyl, naphthyridinyl, oxadiazolyl, 2-oxoazepinyl, oxazolyl, 2-oxopiperazinyl, 2-oxopiperdiny, 2-oxopyrrolidinyl, piperidyl, piperazinyl, pyridyl, 2-pyridinonyl, pyrazinyl,
10 pyrazolidinyl, pyrazolyl, pyridazinyl, pyrimidinyl, pyrrolidinyl, pyrrolyl, quinazolinyl, quinolinyl, quinoxalyl, tetrahydrofuryl, tetrahydroisoquinolinyl, tetrahydroquinolinyl, thiamorpholinyl, thiamorpholinyl sulfoxide, thiazolyl, thiazolinyl, thienofuryl, thienothienyl, thienyl and triazolyl.

15 Preferably, heterocycle is selected from 2-azepinonyl, benzimidazolyl, 2-diazapinonyl, imidazolyl, 2-imidazolidinonyl, indolyl, isoquinolinyl, morpholinyl, piperidyl, piperazinyl, pyridyl, pyrrolidinyl, 2-piperidinonyl, 2-pyrimidinonyl, 2-pyrrolidinonyl, quinolinyl, tetrahydrofuryl, tetrahydroisoquinolinyl, and thienyl.

As used herein, "heteroaryl" is intended to mean any stable monocyclic
20 or bicyclic carbon ring of up to 7 members in each ring, wherein at least one ring is aromatic and wherein from one to four carbon atoms are replaced by heteroatoms selected from the group consisting of N, O, and S. Examples of such heterocyclic elements include, but are not limited to, benzimidazolyl, benzisoxazolyl, benzofurazanyl, benzopyranyl, benzothiopyranyl, benzofuryl, benzothiazolyl, benzothienyl, benzoxazolyl, chromanyl, cinnolinyl, dihydrobenzofuryl,
25 dihydrobenzofuranyl, dihydrobenzothienyl, dihydrobenzothiopyranyl, dihydrobenzothiopyranyl sulfone, furyl, imidazolyl, indolinyl, indolyl, isochromanyl, isoindolinyl, isoquinolinyl, isothiazolyl, naphthyridinyl, oxadiazolyl, pyridyl, pyrazinyl, pyrazolyl, pyridazinyl, pyrimidinyl, pyrrolyl, quinazolinyl, quinolinyl, quinoxalyl, tetrahydroisoquinolinyl, tetrahydroquinolinyl, thiazolyl, thienofuryl,
30 thienothienyl, thienyl and triazolyl.

In one embodiment of this invention relating to the compounds of formula I R is a heterocycloalkyl and all other variables are as originally described.

In another embodiment of this invention relating to the compounds of
35 formula I R is a heteroaryl and all other variables are as originally described.

In still another embodiment of this invention relating to the compounds of formula I R¹ is a phenyl group optionally substituted with 1-3 groups of R^a and R is a heterocycloalkyl, or heteroaryl group.

5 In yet another embodiment of the invention relating to the compounds of formula I R¹ is a phenyl group substituted with 1 to 3 groups of methoxy, halogen, methyl, ethyl, propyl, butyl, naphthyl, 5-(2-pyridyl)thiophen-2-yl or a mixture thereof, and R a heterocycloalkyl or heteroaryl.

10 In yet another embodiment of this invention relating to the compounds of formula Ia R is a heterocycloalkyl and all other variables are as originally described.

In another embodiment of this invention relating to the compounds of formula Ia R is a heteroaryl and all other variables are as originally described.

In another embodiment of this invention relating to the compounds of formula Ia R is a C₁₋₄ alkyl and all other variables are as originally described.

15 In still another embodiment of this invention relating to the compounds of formula Ia R¹ is a phenyl group optionally substituted with 1-3 groups of R^a and R is an alkyl, heterocycloalkyl, or heteroaryl group.

20 In yet another embodiment of the invention relating to the compounds of formula Ia R¹ is a phenyl group substituted with 1 to 3 groups of methoxy, halogen, methyl, ethyl, propyl, butyl, naphthyl, 5-(2-pyridyl)thiophen-2-yl or a mixture thereof, and R is an alkyl, heterocycloalkyl or heteroaryl.

Another embodiment of this invention relates to a pharmaceutical composition comprising a compound of formula I and a pharmaceutically acceptable carrier.

25 Another embodiment of this invention involves the use of a compound of formula I for the production of a medicament for the treatment or prophylaxis of anthrax and conditions related thereto. Still another embodiment involves the use of a compound of formula I for the production of a medicament for inhibiting lethal factor.

30 The compounds of formula I may be combined with one or more known drugs selected from clinically useful antibacterial agents (for example other beta-lactams or aminoglycosides), inhibitors of beta-lactamase, renal tubular blocking agents (e.g. probenecid) and inhibitors of metabolising enzymes (for example inhibitors of dehydropeptidases, for example Z-2-acylamino-3-substituted propenoates such as cilastatin) and N-acylated amino acids (for example see EP-A-
35 178911) which reduce adverse effects on the kidney. Examples of drugs that can be

combined with the compounds of formula I are imipenem, meropenem, vancomycin, cilastatin, cefoxitin, penicillin, clavulanic acid, probenecid, tetracycline, ciprofloxacin, norfloxacin or a mixture thereof. It is preferred that when imipenem is used as a drug it is used in combination with cilastatin (said combination is marketed as PRIMAXIN®).

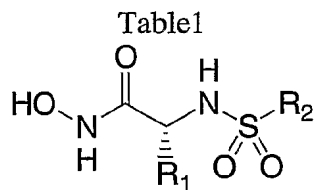
Suitable pharmaceutically acceptable salts of the compounds used in this invention include acid addition salts such as hydrochloride, hydrobromide, citrate, maleate and salts formed with phosphoric and sulphuric acid. In another aspect suitable salts are base salts such as an alkali metal salt for example sodium or potassium, an alkaline earth metal salt for example calcium or magnesium, an organic amine salt for example triethylamine, morpholine, N-methylpiperidine, N-ethylpiperidine, procaine, dibenzylamine, N,N-dibenzylethylamine or amino acids for example lysine. Preferred pharmaceutically acceptable salts are sodium and potassium salts.

In vivo hydrolysable esters are those pharmaceutically acceptable esters that hydrolyze in the human body to produce the parent compound. Such esters can be identified by administering, e.g. intravenously to a test animal, the compound under test and subsequently examining the test animal's body fluids. Suitable in vivo hydrolysable esters for carboxy include C1-6alkoxymethyl esters for example methoxymethyl, C1-6 alkanolyloxymethyl esters for example pivaloyloxymethyl, phthalidyl esters and the additional esters disclosed in US Patent No. 5,478,820, which is herein incorporated by reference in its entirety.

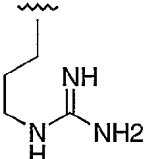
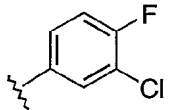
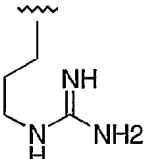
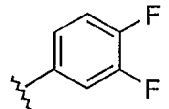
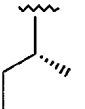
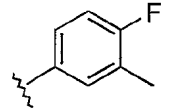
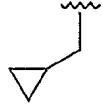
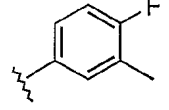
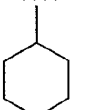
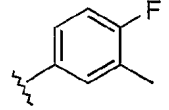
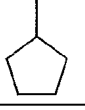
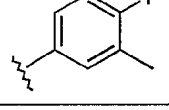
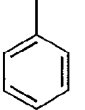
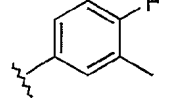
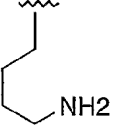
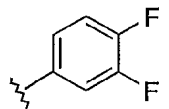
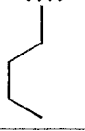
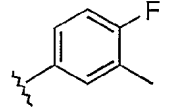
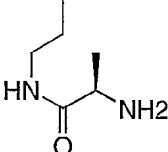
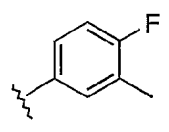
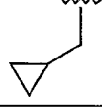
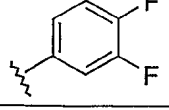
Compounds used in this invention are:

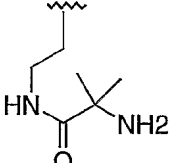
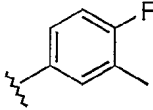
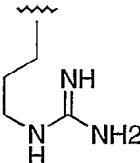
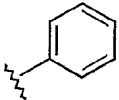
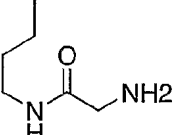
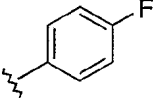

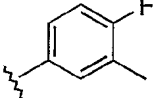

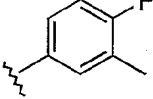

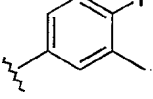
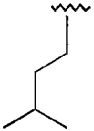
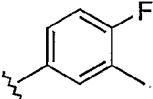
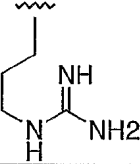
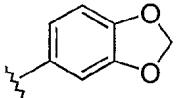
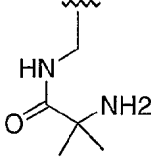
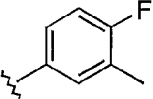

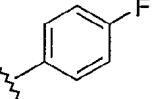
N-t-butoxy-2(R)-[(4-fluoro-3-methylphenylsulfonyl)]amino-3-methylbutyramide;
N-hydroxy-2(R)-[(4-fluoro-3-methylphenylsulfonyl)]amino-3-methylbutyramide;
N-t-butoxy-2(R)-[(4-fluoro-3-methylphenylsulfonyl)]amino-2-(4'-tetrahydropyranyl)-acetamide;
N-hydroxy-2(R)-[(4-fluoro-3-methylphenylsulfonyl)]amino-2-(4'-tetrahydropyranyl)-acetamide;
N-hydroxy-2(R)-[(4-fluoro-3-methylphenylsulfonyl)]amino-3-(S)-cyclopropylbutyramide; and pharmaceutically acceptable salts, enantiomers, diastereomers or in vivo hydrolysable esters or mixtures thereof.

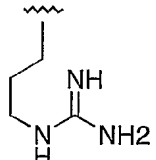
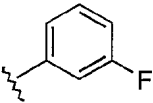
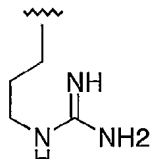
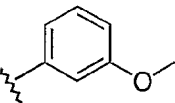
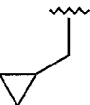
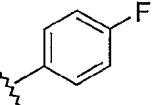
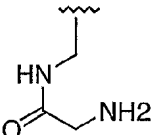
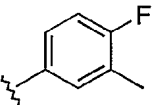
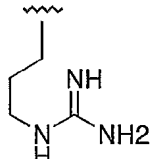
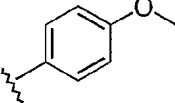
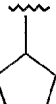
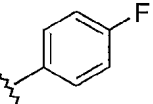
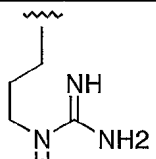
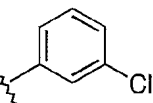
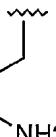
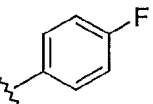
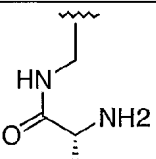
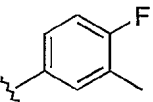
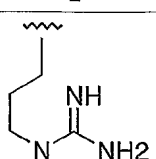
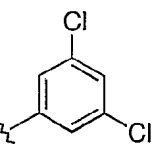
Additional compounds of this invention are disclosed in Table 1:

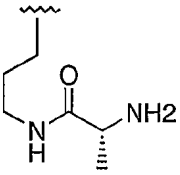
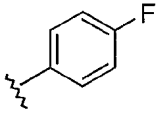
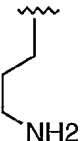
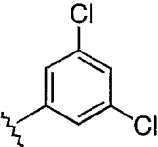
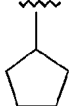
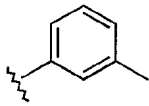
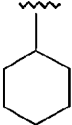
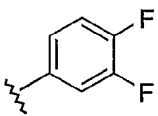
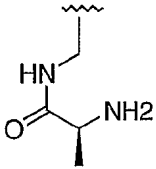
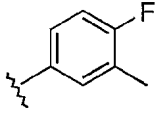
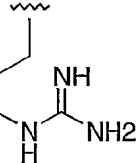
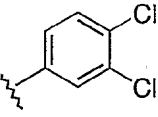

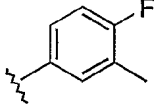
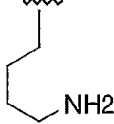
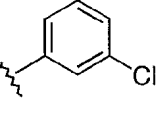
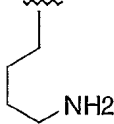
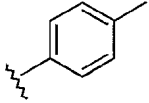
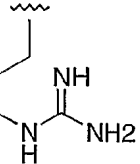
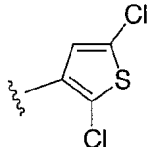


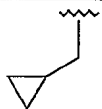
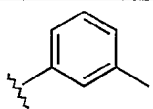
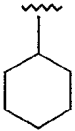
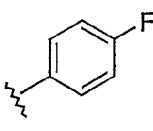
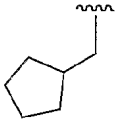
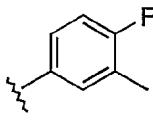
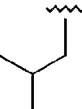
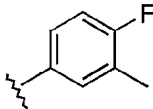
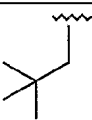
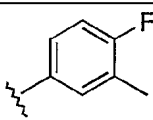
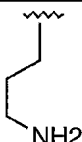
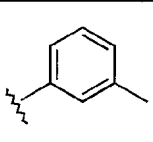
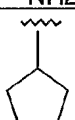
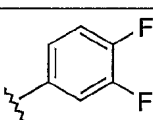
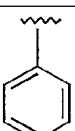
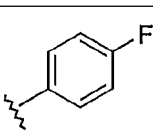
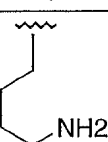
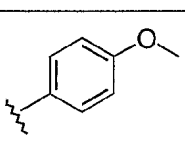
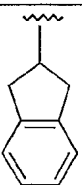
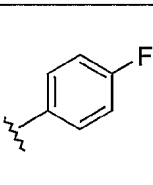
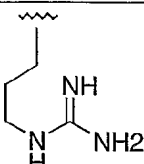
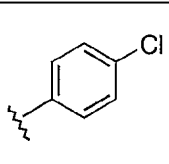
Example #	R1	R2
3		
4		
5		
6		
7		
8		
9		


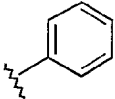
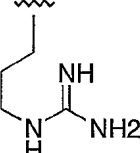
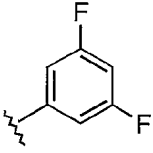
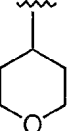
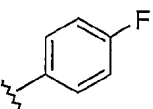
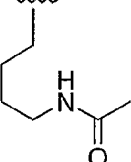
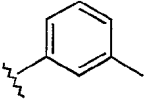
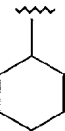
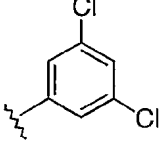

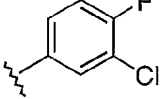
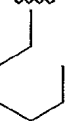
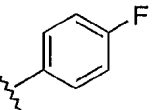
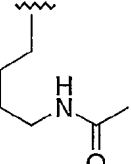
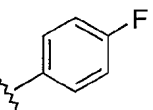
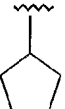
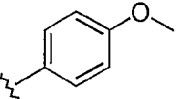

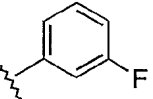
10		
11		
12		
13		
14		
15		
16		
17		
18		
19		
20		

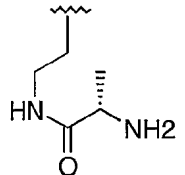
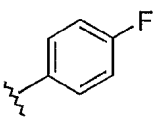
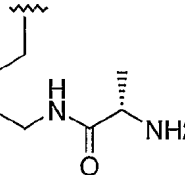
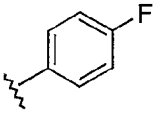
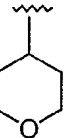
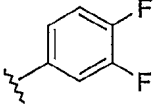

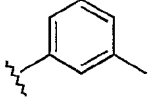
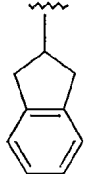
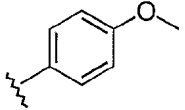
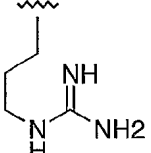
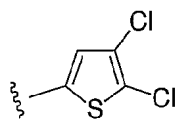
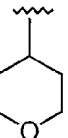
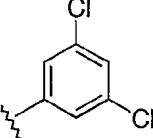
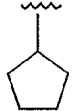
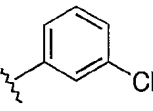
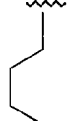
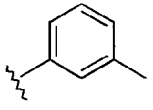
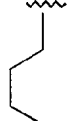
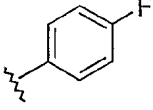
21		
22		
23		
24		
25		
26		
27		
28		
29		
30		

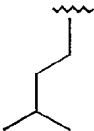
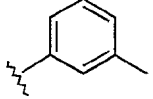
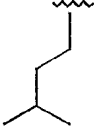
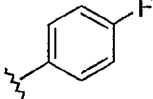
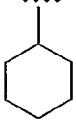
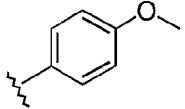

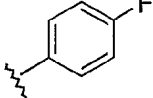
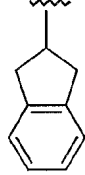
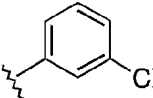
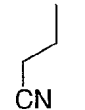
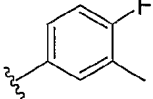

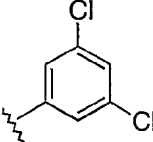
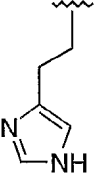
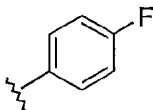

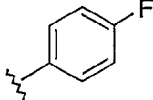
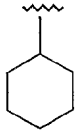
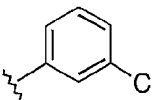
31		
32		
33		
34		
35		
36		
37		
38		
39		
40		

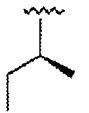
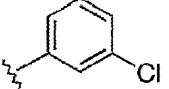

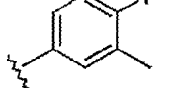
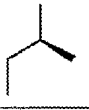
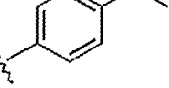
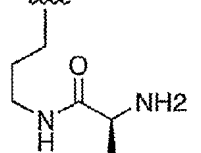
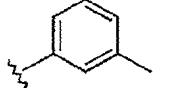
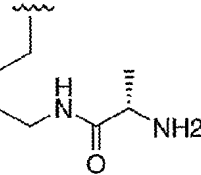
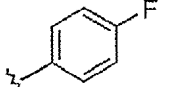
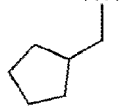
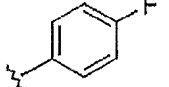

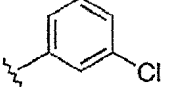
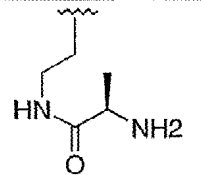
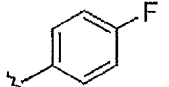
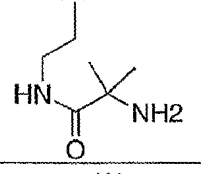
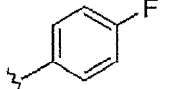
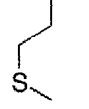
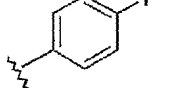
41		
42		
43		
44		
45		
46		
47		
48		
49		
50		

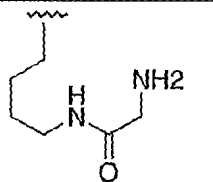
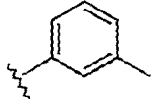

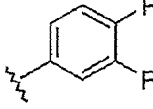
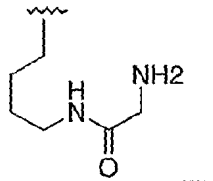
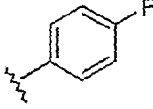
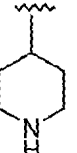
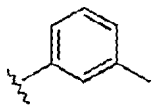

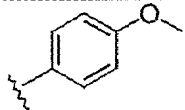
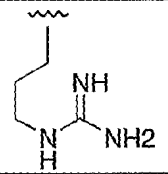
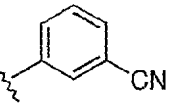
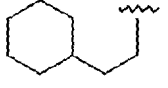
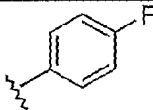
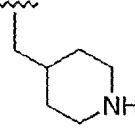
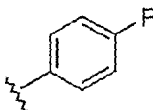
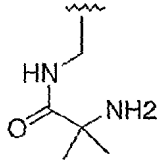
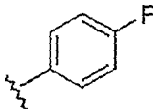
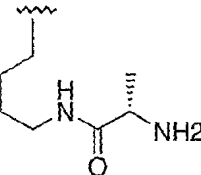
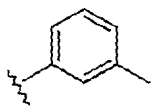
51		
52		
53		
54		
55		
56		
57		
58		
59		
60		
61		


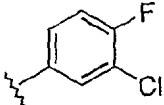
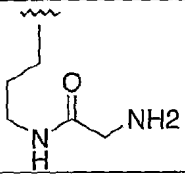
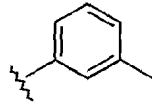

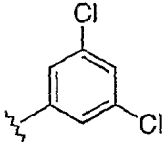

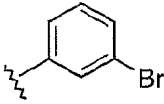

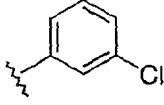
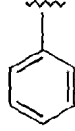
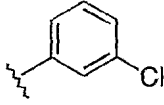
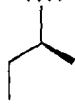
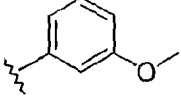

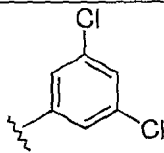
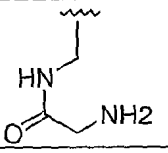
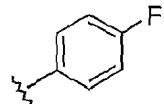

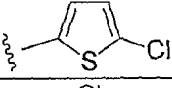

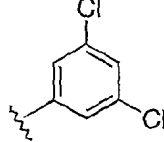
62		
63		
64		
65		
66		
67		
68		
69		
70		
71		

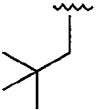
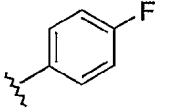

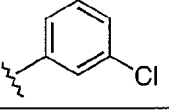
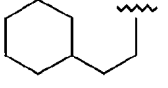
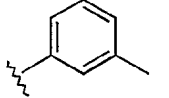
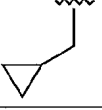
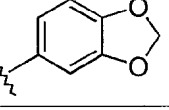
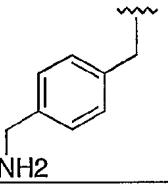
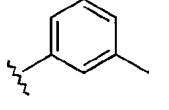

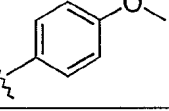

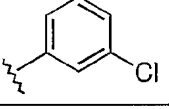
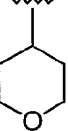
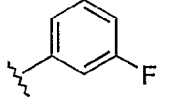

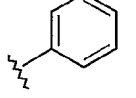
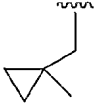
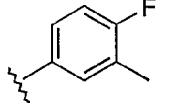
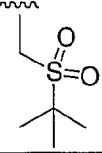
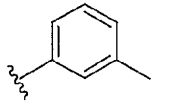
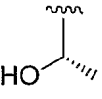
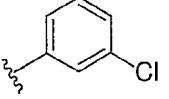
72		
73		
74		
75		
76		
77		
78		
79		
80		
81		

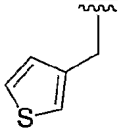
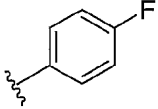

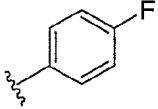

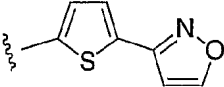
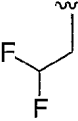
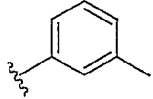

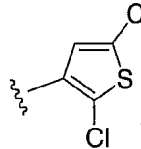
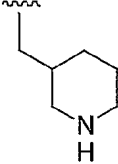
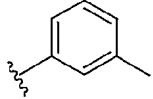
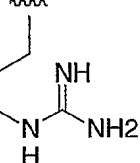
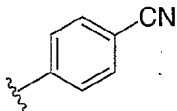
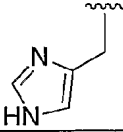
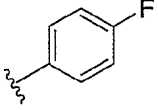
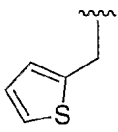
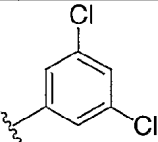
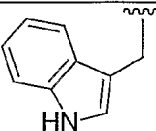
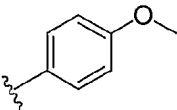
82		
83		
84		
85		
86		
87		
88		
89		
90		
91		

92		
93		
94		
95		
96		
97		
98		
99		
100		
101		

102		
103		
104		
105		
106		
107		
108		
109		
110		
111		

112		
113		
114		
115		
116		
117		
118		
119		
120		
121		
122		

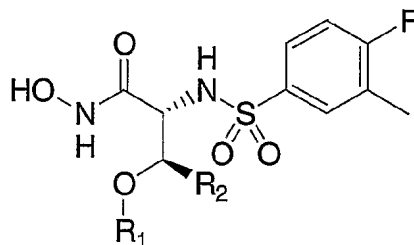
123		
124		
125		
126		
127		
128		
129		
130		
131		
132		
133		
134		

135		
136		
137		
138		
139		
140		
141		
142		
143		
144		

and pharmaceutically acceptable salts, enantiomers, diastereomers or in vivo hydrolysable esters or mixtures thereof.

Still other compounds of this invention are disclosed in Table 2:

Table 2



Example #	R1	R2
146		Me
147		Me
148		Me
149		H
150		Me
151		Me
152		Me
153		Me

5 and pharmaceutically acceptable salts, enantiomers, diastereomers or in vivo hydrolysable esters or mixtures thereof.

Preferred compounds used in this invention are:

N-t-butoxy-2(R)-[(4-fluoro-3-methylphenylsulfonyl)]amino-3-methylbutyramide;

N-hydroxy-2(R)-[(4-fluoro-3-methylphenylsulfonyl)]amino-3-methylbutyramide;

10 N-t-butoxy-2(R)-[(4-fluoro-3-methylphenylsulfonyl)]amino-2-(4'-tetrahydropyranyl)-acetamide;

N-hydroxy-2(R)-[(4-fluoro-3-methylphenylsulfonyl)]amino-2-(4'-tetrahydropyranyl)-acetamide;

N-hydroxy-2(R)-[(4-fluoro-3-methylphenylsulfonyl)]amino-3-(S)-cyclopropylbutyramide; and pharmaceutically acceptable salts, enantiomers,

5 diastereomers or in vivo hydrolysable esters or mixtures thereof.

In order to use a compound of formula I or a pharmaceutically acceptable salt, enantiomer, diastereomer or in vivo hydrolysable ester or mixture thereof for the therapeutic treatment of mammals, including humans, in particular in treating anthrax, or inhibiting lethal factor it is normally formulated in accordance with
10 standard pharmaceutical practice as a pharmaceutical composition.

The compounds used in the instant invention can be administered in a therapeutically effective amount intravenously, subcutaneously, intramuscularly or any other method known to those skilled in the art (e.g., rectal, oral, parenteral). A suitable pharmaceutical composition used in this invention is one, which is made for
15 sterile injection containing between 1 and 50% w/w of the compounds used in this invention.

Suitable subjects for the administration of the formulation of the present invention include primates, man and other animals, particularly man and domesticated animals such as cats, rabbits and dogs.

20 The following non-limiting examples, given by way of illustration, is demonstrative of the present invention, that the compounds used in this invention are useful for treating anthrax and inhibiting lethal factor.

Definition of terms are:

25 HOBT – hydroxybenzotriazole

DMF – dimethylformamide

DIEA -diisopropylethylamine

TMSONH₂ – O-trimethylsilylhydroxylamine

PyBOP – benzotriazole-1-yl-oxy-tris-pyrrolidino-phosphonium hexafluorophosphate

30 TFA – trifluoroacetic acid

HPLC – high performance liquid chromatography

DCM – dichloromethane

EDC – 1-(3-dimethylaminopropyl)-3-ethylcarbodiimide

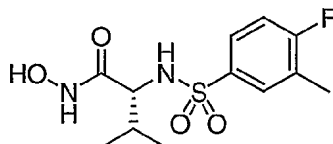
THF – tetrahydrofuran

35 DIC – N,N'-diisopropylcarbodiimide

MDF – dimethylformamide
 DMAP – 4-dimethylaminopyridine
 NMP – 1-methyl-2-pyrrolidinone
 EDTA – ethylenediaminetetraacetic acid

5

EXAMPLE 1



N-t-butoxy-2(R)-[(4-fluoro-3-methylphenylsulfonyl)]amino-3-methylbutyramide (1.8 g, 4.99 mmol) was dissolved in 75 ml of anhydrous dichloroethane containing ethanol (0.30 ml, 5 mmol) at 0 °C. Hydrogen chloride gas was bubbled in for 30 min. The flask was closed with a septum and reaction mixture stirred for 2 days. After the solvent was removed on a rotavap, the residue was dissolved in methanol (1 ~ 2 ml), and diluted with DCM (20 ml). The crystals formed were collected and washed with more DCM to give, after vacuum drying, N-hydroxy-2(R)-[(4-fluoro-3-methylphenylsulfonyl)]amino-3-methylbutyramide. NMR (500 MHz, CD₃OD) δ: 0.86 (d, 3H), 0.91 (d, 3H), 1.86 (m, 1H), 2.30 (d, 3H), 3.30 (d, 1H), 7.16 (t, 1H), 7.67 (m, 1H), 7.72 (m, 1H).

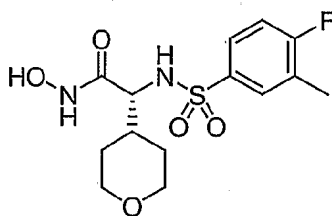
The starting material for example 1 was prepared as follows:

D-Valine (1.39 g, 11.9 mmol) was dissolved in 80 ml of dioxane/water (1:1) containing K₂CO₃ (3.3 g, 24 mmol). A solution of 4-fluoro-3-methylphenylsulfonylchloride (10 mmol) in dioxane (4 ml) was dropped in with good stirring. The reaction mixture was stirred at room temperature for 30 min. Ethylacetate (80 ml), 1N HCl (50 ml) was added. The organic layer was washed with 1N HCl 2 times, and extracted with 5% K₂CO₃ (3x 25ml). The combined base extracts was acidified and extracted with ethylacetate (80 ml). The organic layer was washed with brine (2x), dried over Na₂SO₄. The solvent was removed on rotavap, and residue triturated with hexane. The resulting solid was dried to give 2(R)-[(4-fluoro-3-methylphenylsulfonyl)]amino-3-methylbutyric acid.

2(R)-[(4-Fluoro-3-methylphenylsulfonyl)]amino-3-methylbutyric acid (2.64 g, 9.12 mmol) was dissolved in DCM (30 ml), followed by addition of DIEA (3.18 ml, 2 eq.) and O-t-butylhydroxylamine hydrochloride (2.3 g, 2 eq.). EDC.HCl

(2.1 g, 1.2 eq.) was then added portionwise as solid. More EDC (0.6, 0.5 eq.) was added after 40 min and the reaction was stirred for another 30 min. The solvent was removed on a rotavap at room temperature, and residue was partitioned with ethylacetate (80 ml), 1N HCl (50 ml). The organic layer was washed with 1N HCl, 5 brine, and dried over Na₂SO₄. The crude product was flash column purified with 5% to 12% ethylacetate in DCM gradient solvent to give product N-t-butoxy-2(R)-[(4-fluoro-3-methylphenylsulfonyl)]amino-3-methylbutyramide as a white foam. TLC (1:10 ethylacetate:DCM) R_f 0.16. NMR (500 MHz, CD₃OD) δ: 0.89 (d, 3H), 0.90 (d, 3H), 1.08 (s, 9H), 1.86 (m, 1H), 2.30 (d, 3H), 3.44 (d, 1H), 7.18 (t, 1H), 7.70 (m, 1H), 10 7.77 (m, 1H).

EXAMPLE 2

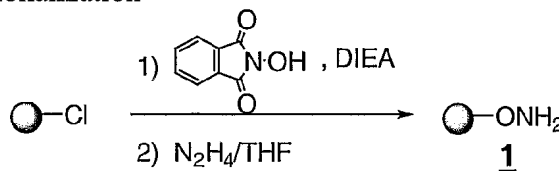


Example 2, N-hydroxy-2(R)-[(4-fluoro-3-methylphenylsulfonyl)]-amino-2-(4'-tetrahydropyranyl)-acetamide, was prepared from D-4'-tetrahydropyranylglycine in the same way as example 1. NMR (500 MHz, CD₃OD) δ: 1.19 (m, 1H), 1.34 (m, 1H), 1.40 (m, 1H), 1.74(m, 1H), 1.80(m, 1H), 2.32 (d, 3H), 3.31 (m, 2H), 3.37 (d, 1H), 3.90 (m, 2H), 7.18 (t, 1H), 7.65 (m, 1H), 7.72 (m, 1H).

20 Example 3 to 144

Examples 3 to 144, found in Table 1, were made on solid phase and is illustrated as follows:

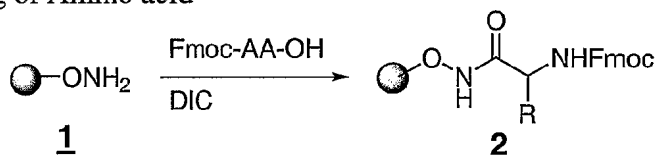
Step 1. Resin functionalization



25 A solution of N-hydroxyphthalimide (2.8 g, 17 mmol), DIEA (3.0 ml, 17 mmol) in dichloromethane (30 ml) and DMF (15 ml) was added quickly to 4.39 g of 2-Chlorotriyl resin (1.1 mmol/g loading) in a frit fitted cartridge. The resin

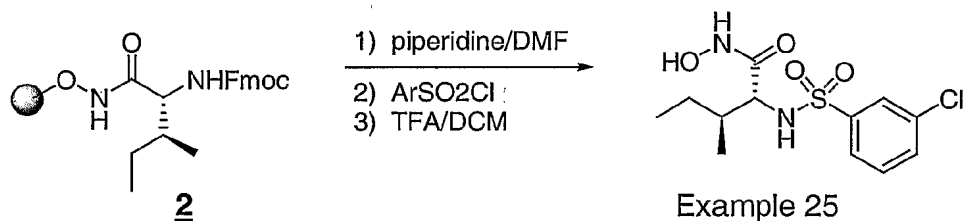
suspension was shaken intermittently and left on bench overnight. The resin was washed 5x with DMF, and then treated with a 40 ml of hydrazine solution (0.5 M in THF) for 2 hr. A large amount of white solid formed around the resin. It was washed with DMF-H₂O(1:1) 2x, DMF 4x. The hydrazine treatment was repeated once more
 5 for another 3 hours. The resin was washed with DMF-H₂O (1:1) 2x, DMF 4x, DCM 5x, dried in vacuum overnight to give 4.53 g of resin 1. The loading is about 1.0 mmol/g by weight change.

Step 2. Loading of Amino acid



10 The O-anchored hydroxylamine resin 1, 500 mg (~1.0 mmol/g loading), was swelled with DCM in a frit fitted cartridge and drained. A solution of Fmoc-D-allo-isoleucine (530 mg, 1.5 mmol, 3 eq.), DIC (0.120 ml, 0.75 mmol, 1.5 eq.) in 3 ml of DMF was added. The cartridge was shaken briefly and left on bench for 1 hr. Another dose of DIC (0.04 ml, 0.25 mmol, 0.5 eq.) was added. After
 15 another hour, the resin was washed with DMF 4x, DCM 4x and vacuum dried overnight to give resin 2. The approximate loading is 0.70 mmol/g by weight gain.

Step 3

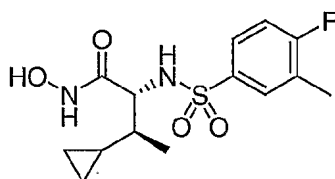


Resin 2, 150 mg, ~0.7mmol/g loading, was treated with 2 ml of piperidine/DMF (25%) for 2 hr. The resin was washed with DMF 3x, DCM 3x. A
 20 solution of DIEA (73 ul, 0.42 mmol, 4 eq.) in THF-DCM (1:1, 0.5 ml) containing DMAP (~2 mg) was added to the resin, followed by a solution of 3-chlorophenylsulfonyl chloride (66 mg, 3 eq.) in THF-DCM (0.5 ml). After 3 hr, the resin was washed with DMF 3x, DCM 3x, and cleaved twice with 5% TFA/DCM (0.5 ml) for 30 min. The combined cleavage solution was evaporated, and the residue
 25 dissolved in CH₃CN:H₂O and purified on a reverse phase HPLC to give Example 25, N-hydroxy-2(R)-(3-chlorophenylsulfonyl)amino-3(S)-methylvaleric amide. NMR

(500 MHz, CD₃OD) δ : 0.82 (d, d, 6H), 1.04 (m, 1H), 1.35 (m, 1H), 1.64 (m, 1H), 3.52 (d, 1H), 7.50 (t, 1H), 7.60(d, 1H), 7.76(d, 1H), 7.84 (m, 1H).

Table 1 lists structures of examples 3 to 144. As can be appreciated by the ordinary skilled artisan, Examples 4 to 144 were made, with some modification, in accordance with the description provided for example 3. Some compounds required a de-protection step (treatment with 50% TFA/DCM) after cleavage off the resin.

Example 145



10

2-(R)-[(4-fluoro-3-methylphenyl)sulfonyl]amino-3-(S)-cyclopropylbutyric acid (10 mg, 31 μ mol) was dissolved in DMF (0.3 ml) with HOBT (4.5 mg, 0.031 mmol), DIEA (11 μ l, 0.062 mmol), O-trimethylsilylhydroxylamine (20 μ l, 0.16 mmol). A solution of PyBOP (20 mg, 0.038 mmol) in DMF (0.3 ml) was added. The reaction was quenched after 30 min with CH₃CN:H₂O (1:1, 5% TFA) and passed through reverse phase HPLC to give, after lyophilization, N-hydroxy-2-(R)-[(4-fluoro-3-methylphenyl)sulfonyl]amino-3-(S)-cyclopropylbutyramide. NMR (500 MHz, CD₃OD) δ : -0.04 (m, 1H), 0.20 (m, 1H), 0.35 (m, 1H), 0.41 (m, 1H), 0.54 (m, 1H), 0.90 (d, 3H), 1.08 (m, 1H), 2.32 (d, 3H), 3.60 (d, 1H), 7.17 (t, 1H), 7.68 (m, 1H), 7.75 (m, 1H). MS: 331.1 (M + H⁺).

15

20

The starting material for example 145 was prepared as follows:

Methyl glycolate (10.4 g, 114 mmol), crotyl alcohol (100ml, excess), was refluxed in the presence of K₂CO₃ (0.8 g) for 1 hr, during which time about 10 ml of the condensate was removed through a Dean-Stock trap. After diluting with hexane (100 ml), the solid was filtered through a short silica gel column (50 g), washed with 1:5 ethylacetate:hexane (250 ml). The combined filtrate and washings was concentrated to 100 ml, and was diluted again with hexane (100 ml), passed through silica gel column and washed. The solution was concentrated to ~12.5 g of oil, which was vacuum distilled to give crotyl glycolate: 9.3 g (97 °C/20 mmHg) as a mixture of cis:trans (1:10). NMR (500 MHz, CDCl₃) δ : 1.3 (m, 3H), 4.15 (s, 2H),

25

30

4.62 (d, 2H), 5.6 (m, 1H), 5.84 (m, 1H). cis isomer: 1.71 (m, 3H), the rest peaks overlaps with trans isomer.

The above made crotyl glycolate (9.3 g, 71 mmol) in THF (10 ml) was added slowly to a solution of $\text{LiN}(\text{TMS})_2$ (200 ml, 1.0 M) in THF (200 ml) at -78°C .
5 After 40 min at this temperature, trimethylsilyl chloride (25.5 ml, 200 mmol) was added. The cooling bath was removed and the reaction was stirred overnight. The reaction mixture was concentrated to ~ 150 ml and diluted with ethylacetate (500 ml). This was washed with 2N HCl twice. The washings were back extracted with more ethylacetate. The combined organic layer was extracted with 5% K_2CO_3 3X. The
10 combined base solution was acidified with cold concentrated HCl, extracted with ethylacetate. The ethylacetate solution was washed with saturated NaCl, dried over Na_2SO_4 . Evaporation of solvent and vacuum drying gave 2-hydroxy-3-methylpropen-4-enoic acid as a mixture of diastereomers. NMR (500 MHz, CD_3OD) for diastereomer 1 [(2R, 3S) and (2S, 3R)] δ : 1.02 (d, 3H), 2.60 (m, 1H), 4.05 (d, 1H),
15 5.02 (m, 1H), 5.09 (m, 1H), 5.87 (m, 1H); diastereomer 2 [(2R, 3R) and (2S, 3S)] δ : 1.11(d, 3H), 2.6 (m, 1H), 4.03 (d, 1H), 5.0 (m, 1H), 5.09 (m, 1H), 5.80 (m, 1H). Diastereomeric ratio by NMR is about 7 to 1 with diastereomer 1 as the major.

The above made acid (8.5 g, 65 mmol) was dissolved in dry DMF (100ml) and DIEA (16 ml, 91 mmol). Methyl iodide (11.7 ml, 85 mmol) was added.
20 This was stirred for 15 hr, and diluted with ethylacetate (500 ml), washed with 0.1N HCl 3x, brine 2x, dried over Na_2SO_4 . Evaporation of solvent left Methyl 2-hydroxy-3-methylpenten-4-enoic ester. NMR (500 MHz, CD_3OD) for diastereomer 1 [(2R, 3S) and (2S, 3R)] δ : 1.02 (d, 3H), 2.55 (m, 1H), 3.70 (s, 3H), 4.04 (d, 1H), 5.02 (m, 1H), 5.06 (m, 1H), 5.81 (m, 1H); diastereomer 2 [(2R, 3R) and (2S, 3S)] δ : 1.08 (d, 3H),
25 2.58 (m, 1H), 3.70 (s, 3H), 4.07 (d, 1H), 5.00 (m 1H), 5.06 (m, 1H), 5.80 (m, 1H).

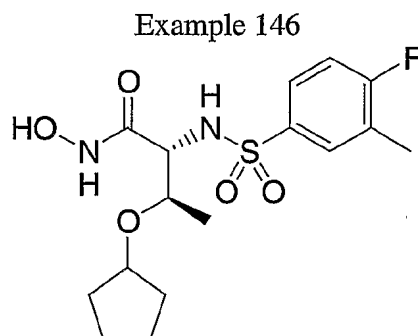
The above made methyl ester (2.9 g, 20 mmol) was dissolved in dry DCM (100 ml) with diiodomethane (8.1 ml, 100 mmol), and cooled to 0°C . A solution of diethylzinc (100ml, 1.0 M in hexane) was added. The cooling bath was removed and the mixture was stirred under nitrogen for 3 days. A solution of NH_4Cl
30 was added to quench the reaction. The organic layer was washed with HCl 2x, brine 2x, and dried over Na_2SO_4 . Evaporation of solvent left oil containing 70% of product methyl 2-hydroxy-3-cyclopropylbutyrate and 30% of starting material. It was used without further purification.

A solution of the above made ester (3 g, 20 mmol), pyridine (2.0 ml, 24 mmol) in dry DCM (10 ml) was slowly added to a stirred solution of Tf_2O (4.0 ml,

24 mmol) in DCM (100 ml) at 0 °C. After 1 hr at 0 °C, water was added to quench the reaction. This was then washed with dilute HCl (0.1 N), brine, and dried over Na₂SO₄. Evaporation of solvent gave 5.3 g of triflate as an oil. This was stirred with NaN₃ (2.4 g, 36 mmol) in DMF (80 ml) for 15 hr. The reaction mixture was diluted
5 with ethylacetate (400 ml), washed with dilute HCl 3x, brine 2x, dried over Na₂SO₄. Evaporation of solvent left 2.96 g of oil. Flash column chromatography through silica gel, eluting with 5% ether in hexane gave methyl 2-azido-3-cyclopropyl-butyrate as a colorless oil. The desired diastereomer 1 [(2R, 3S) and (2S, 3R)] can be isolated through preparative reverse phase HPLC eluting with CH₃CN:H₂O gradient solvent.
10 NMR (500 MHz, CDCl₃) for diastereomer 1 [(2R, 3S) and (2S, 3R)] δ: 0.04 (m, 1H), 0.18 (m, 1H), 0.48 (m, 2H), 0.74 (m, 1H), 1.09 (d, 3H), 1.35 (m, 1H), 3.80 (s, 3H), 3.92 (d, 1H).

The above isolated azide [(2R, 3S) and (2S, 3R)] diastereomer (400 mg, 2.2 mmol) was dissolved in MeOH (10 ml), cooled in a water bath at 20 °C.
15 Stannous chloride (860 mg, 4.4 mmol) was added. This was stirred for 15 hr. To the reaction mixture was added with dioxane (10 ml), K₂CO₃ (1.5g 10.1 mmol)/H₂O (10 ml). The solid was filtered, washed with dioxane (5 ml). To the combined filtrate and washings was added a solution of 4-fluoro-3-methylphenylsulfonyl chloride (560 mg, 2.4 mmol) in dioxane (5 ml). About 30 min later, the reaction was acidified with
20 HCl to pH 3, diluted with CH₃CN:H₂O. The product was isolated through preparative reverse phase HPLC (repeated injections) to Methyl 2-(4-fluoro-3-methylphenylsulfonamido)-3-cyclopropylbutyrate. Further separation through Chiralpak column AD eluting with 7% EtOH in heptane gave two enantiomers, with the desired isomer 1 (2R, 3S) eluted out first. NMR (500 MHz, CD₃OD) δ: 0.01 (m, 2H),
25 0.39 (m, 2H), 0.62 (m, 1H), 1.01 (d, 3H), 1.19 (m, 1H), 2.312 (d, 3H), 3.23 (s, 3H), 3.90 (d, 1H), 7.18 (t, 1H), 7.68 (m, 1H), 7.73 (m, 1H).

Methyl 2(R)-[(4-fluoro-3-methylphenyl)sulfonyl]amino-3-(S)-cyclopropyl-butyric ester (20 mg, 0.061 mmol) was dissolved in MeOH (0.2 ml), followed by addition of LiOH (8 mg, excess)/H₂O (0.15 ml). After 2 hr the reaction
30 was acidified with 1.5 ml of CH₃CN:H₂O (1:1, 5% TFA) and chromatographed with reverse phase HPLC to give 2-(R)-(4-fluoro-3-methylphenyl-sulfonamido)-3-(S)-cyclopropylbutyric acid. NMR (500 MHz, CD₃OD) δ: -0.01 (m, 1H), 0.15 (m, 1H), 0.40 (m, 2H), 0.65 (m, 1H), 1.02 (d, 3H), 1.22 (m, 1H), 2.31 (d, 3H), 4.83 (d, 1H), 7.16 (t, 1H), 7.69 (m, 1H), 7.75 (m, 1H).



2(R)-[(4-Fluoro-3-methylphenyl)sulfonyl]amino-3(R)-cyclopentoxylbutyric acid (11
 5 mg, 0.03 mmol) was dissolved in DMF (200ul) with DIEA (12 ul, 0.12 mmol), HOBt
 (8 mg, 0.06 mmol), and TMSO_{NH}₂ (10 ul, 0.08 mmol). A solution of PyBOP (31
 mg, 0.06 mmol) in DMF (100 ul) was added. The reaction was quenched after 20 min
 with 5% TFA/ H₂O, and product isolated from reverse phase HPLC to give, after
 lyophilization, N-hydroxy-2(R)-[(4-fluoro-3-methylphenyl)sulfonyl]amino-3(R)-
 10 cyclopentoxylbutyramide. NMR (500 MHz, CD₃OD) δ: 0.97 (d, 3H), 1.44~1.68 (m,
 8H), 2.32 (d, J_{H-F}, 3H), 3.61 (d, 1H), 3.72 (m, 1H), 3.67 (m, 1H), 7.18 (m, 1H), 7.70
 (m, 1H), 7.76 (m, 1H).

The starting material for example 146 was prepared as follows:

N-Trityl-D-threonine benzyl ester (2.5 g, 5.5 mmol), TEA (2.8 ml, 20
 15 mmol) were dissolved in 100 ml of dry toluene at -50 °C. A solution of sulfuryl
 chloride (800 ul, 8 mmol) in toluene (20 ml) was added in 15 min. The reaction was
 allowed to warm up to r.t. Ethylacetate (100 ml) was added and this was washed with
 sat. NaCl, dried over Na₂SO₄. The product was crystallized in MeOH (10 ml) to give
 benzyl N-trityl-3(S)-methylaziridine-2(R)-carboxylate. NMR (500 MHz, CDCl₃) δ:
 20 1.37 (d, 3H), 1.64 (m, 1H), 1.95 (d, 1H), 5.15(d, J = 12 Hz, 1H), 5.28(d, J = 12 Hz, 1
 H), 7.19~7.28 (m, 12 H), 7.33~7.36 (m, 1H), 7.36~7.39 (m, 3H), 7.51~7.54 (m, 4H).

Benzyl N-trityl-3(S)-methylaziridine-2(R)-carboxylate, (2.13 g, 4.92
 mmol) was dissolved in 20 ml of MeOH:DCM (1:1) at 0 °C, followed by addition of
 TFA (20 ml). After stirring at room temperature for 1 hr, the excess reagent and
 25 solvent were removed on rotavap (T < 25 °C). The residue was partitioned with
 DCM (50 ml) and H₂O (100 ml). The aqueous phase was washed once with DCM,
 and pH was adjusted to basic with NaHCO₃ extracted with ethylacetate, and dried
 over Na₂SO₄. Removal of solvent left 650 mg of Benzyl 3(S)-methylaziridine-2(R)-
 carboxylate. This was dissolved in DMF (15 ml) at 0 °C. TEA (2.1 ml, 15 mmol)

was added, followed by Boc₂O (1.64 g, 7.5 mmol). The reaction was stirred at room temperature overnight. Ethylacetate (100 ml), H₂O (100 ml) were added, and the organic layer was washed with 10% citric acid twice, brine, and dried over Na₂SO₄. The crude product was flash column chromatographed, eluting with 5% ~ 10% EA/hexane gradient solvent containing 0.1% TEA, to give benzyl N-Boc-3(S)-methylaziridine-2(R)-carboxylate. NMR (500 MHz, CD₃OD) δ: 1.21(d, 3H), 1.44(s, 9H), 2.82 (m, 1H), 3.21(d, 1H), 5.2 (q, 2H), 7.30~7.38(m, 5H).

Benzyl N-Boc-3(S)-methylaziridine-2(R)-carboxylate (50 mg, 0.17 mmol), cyclopentyl alcohol (0.5 ml, 5.5 mmol) were dissolved in DCM (0.5 ml), followed by a few drops of BF₃.Et₂O. This was stirred at r.t. for 10 hr. The solvent was removed, and the residue purified through a reverse phase HPLC. The product was collected and treated with 50% TFA/DCM to give benzyl 2(R)-amino-3(R)-cyclopentoxylbutyrate trifluoroacetate. NMR (500 MHz, CD₃OD) δ: 1.28 (d, 3H), 1.4 ~1.7 (m, 8 H), 3.92 (m, 1H), 4.06 (d, 1H), 4.14 (dq, 1H), 5.26 (d, J = 12 Hz, 1H), 5.31 (d, J = 12 Hz, 1 H), 7.38 (m, 3H), 7.43 (m, 2H).

Benzyl 2(R)-amino-3(R)-cyclopentoxylbutyrate trifluoroacetate (63 mg, 0.16 mmol), DIEA (174 ul, 1.0 mol), DMAP (1 mg) were dissolved in dioxane (2 ml), followed by slow addition of a solution of 4-fluoro-3-methylphenylsulfonyl chloride (~0.33 mmol) in dioxane (1 ml). After 15 min, the reaction was quenched with 5% TFA/H₂O, and purified through reverse phase HPLC to give benzyl 2(R)-[(4-Fluoro-3-methylphenyl)sulfonyl]amino-3(R)-cyclopentoxylbutyrate. The benzyl ester protection group was removed by hydrogenation in MeOH:EA (1 ml) with 10% Pd/C (2 mg) overnight to give 2(R)-[(4-Fluoro-3-methylphenyl)-sulfonyl]amino-3(R)-cyclopentoxylbutyric acid.

With some modification known to those skilled in the art, Examples 147 to 153 of Table 2 were made in accordance with Example 146.

Assay for Determining Lethal Factor Inhibition

The assay below is disclosed in Cummings et al., PNAS, May 14, 2002, vol. 99, no. 10, page 6603-6606 and PCT Application US03/05552, filed 2/21/2003 (U. S. Patent Application No. 60/359,707, filed 2/25/2002), incorporated herein by reference in their entirety. It is used to determine lethal factor inhibition after being reacted with a compound believe to be an inhibitor of lethal factor.

Lethal factor inhibitor compounds can be used to further study lethal factor activity, and those inhibitory compounds having appropriate pharmacological

properties can be used to help treat or prevent Anthrax. Appropriate pharmacological properties include efficacy, metabolism and absence of unacceptable side effects.

High throughput screening for lethal factor inhibitors can be used to screen large number of compounds to identify those affecting lethal factor activity.

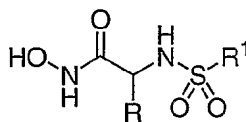
- 5 High throughput screening is facilitated by an assay that is readily automated and utilizes low levels of purified enzyme.

Measuring Activity

- Lethal factor substrates can be used in methods measuring *Bacillus anthracis* lethal factor activity and the effect of a compound on such activity. Such
- 10 methods involve incubating a lethal factor substrate described herein with *Bacillus anthracis* lethal factor using an incubation medium where the *Bacillus anthracis* lethal factor is active, and can include the presence of a compound being tested. Cleavage of the substrate can be detected as a measure of *Bacillus anthracis* lethal
- 15 qualitative or quantitative. The lethal factor enzyme binding assay IC₅₀ results for the compounds of this invention range from 15 uM or less. Specifically the IC₅₀ for N-hydroxy-2(R)-[(4-fluoro-3-methylphenylsulfonyl)]amino-3-methylbutyramide and N-hydroxy-2(R)-[(4-fluoro-3-methylphenylsulfonyl)]amino-2-(4'-tetrahydropyranyl)-acetamide are 0.13 uM and 0.06 uM respectively.

WHAT IS CLAIMED IS:

1. A compound of formula I:



5

FORMULA I

or a pharmaceutically acceptable salt, enantiomer, diastereomer or in vivo hydrolysable ester or mixture thereof, wherein,

- 10 R^1 represents C_6 -10 aryl, C_5 -10 heteroaryl or C_5 -10 heterocyclic, said aryl, heteroaryl and heterocyclyl optionally substituted with 1 to 3 groups of R^a

- R^a represents C_1 -6 alkyl, halogen, OH, aryl(C_1 -6)alkyl, (C_1 -6)alkoxy, (C_1 -6)alkoxy(C_1 -6)alkyl, halo(C_1 -6)alkyl, nitro, amino, mono- or di-N-(C_1 -6)alkylamino, acylamino, acyloxy, carboxy, carboxy salts, carboxy esters, carbamoyl, mono- and di-N-(C_1 -6)alkylcarbamoyl, (C_1 -6)alkoxycarbonyl, aryloxycarbonyl, ureido, guanidino, sulphonylamino, aminosulphonyl, (C_1 -6)alkylthio, (C_1 -6)alkylsulphinyl, (C_1 -6)alkylsulphonyl, heterocyclyl, heterocyclyl(C_1 -6)alkyl; and

- 20 R represents C_1 -8 alkyl, C_3 -10 cycloalkyl, C_3 -10 heterocycloalkyl, C_5 -10 heteroaryl, or C_5 -11 heterocyclyl, said heteroaryl and heterocyclyl optionally substituted with 1 to 3 groups of R^a and said alkyl, optionally substituted with 1-3 groups selected from the group consisting of aryl, heterocyclyl, (C_1 -6)alkylthio, cyano, heteroaryl, guanidino, ((1-aminoethyl)carbonyl)amino, ((aminomethyl)carbonyl)amino, ((2-amino)prop-2-yl) carbonyl)amino, acetamido, 4-(aminomethyl)phenyl, thio, t-butyl sulfonyl, (C_2 -6)alkenylthio, (C_2 -6)alkynylthio, amino, mono- or di-(C_1 -6)alkylamino, arylthio, heterocyclylthio, (C_1 -6)alkoxy, aryl(C_1 -6)alkoxy, aryl(C_1 -6)alkylthio, cycloalkyl, cycloalkenyl, carboxy and esters thereof, hydroxy and halogen.

- 30 2. A compound according to claim 1 wherein R is a heterocycloalkyl and all other variables are as originally described.

3. A compound according to claim 1 wherein R is a heteroaryl and all other variables are as originally described.

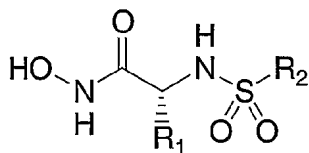
4. A compound according to claim 1 wherein R¹ is a phenyl group optionally substituted with 1-3 groups of R^a and R is a heterocycloalkyl, or heteroaryl group.

5. A compound according to claim 1 wherein R¹ is a phenyl group substituted with 1 to 3 groups of methoxy, halogen, methyl, ethyl, propyl, butyl, naphthyl, 5-(2-pyridyl)thiophen-2-yl or a mixture thereof, and R a heterocycloalkyl or heteroaryl.

6. A compound according to claim 1 which is selected from the group consisting of:

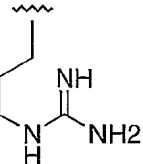
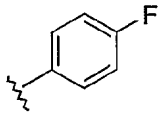
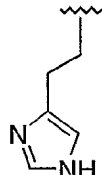
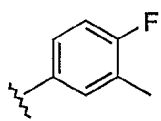
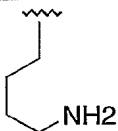
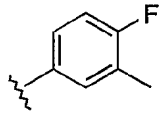
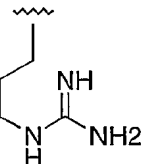
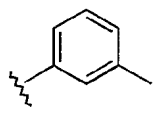
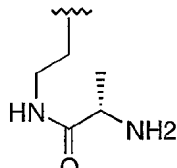
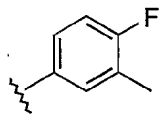
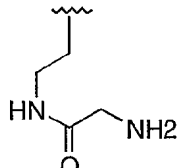
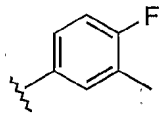
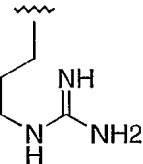
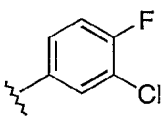
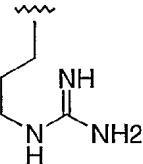
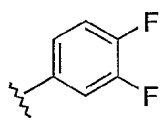
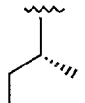
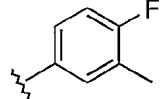
- 15 N-t-butoxy-2(R)-[(4-fluoro-3-methylphenylsulfonyl)]amino-3-methylbutyramide;
 N-hydroxy-2(R)-[(4-fluoro-3-methylphenylsulfonyl)]amino-3-methylbutyramide;
 N-t-butoxy-2(R)-[(4-fluoro-3-methylphenylsulfonyl)]amino-2-(4'-tetrahydropyranyl)-
 acetamide;
 N-hydroxy-2(R)-[(4-fluoro-3-methylphenylsulfonyl)]amino-2-(4'-tetrahydropyranyl)-
 20 acetamide;
 N-hydroxy-2(R)-[(4-fluoro-3-methylphenylsulfonyl)]amino-3-(S)-
 cyclopropylbutyramide; and from tables 1 and 2 below

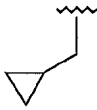
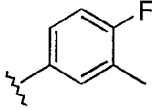
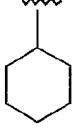
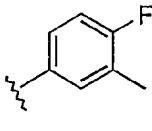
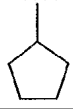
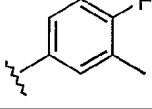
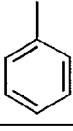
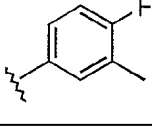
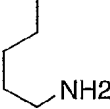
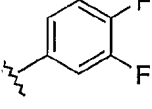
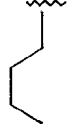
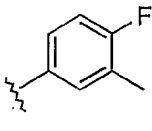
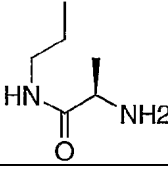
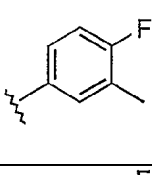
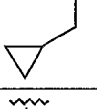
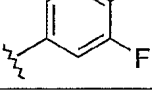
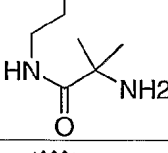
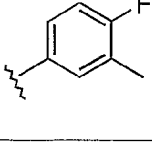
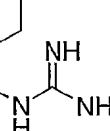
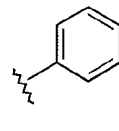
Table 1

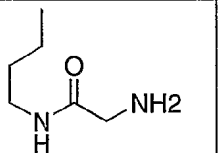
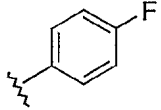

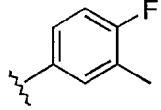
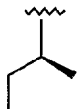
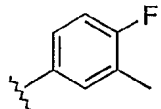

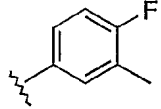
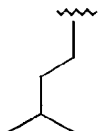
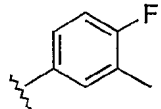
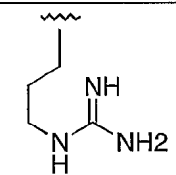
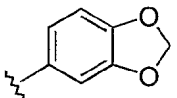
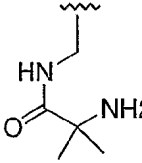
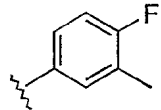
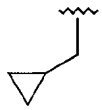
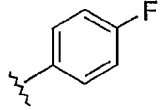
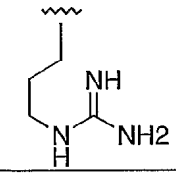
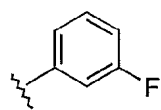
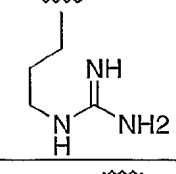
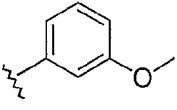
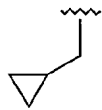
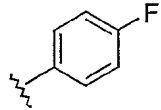


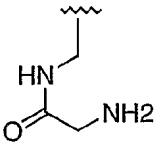
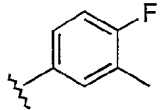
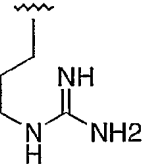
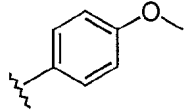
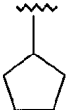
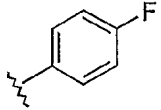
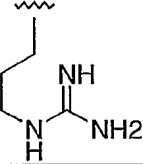
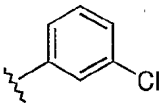
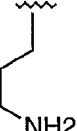
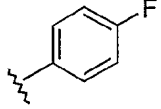
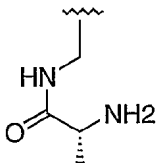
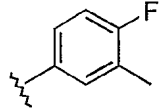
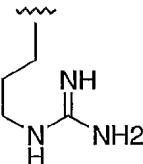
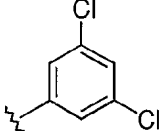
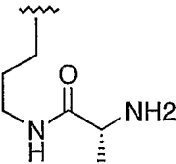
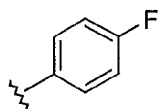
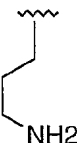
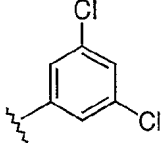
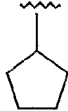
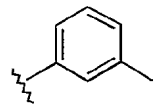
25

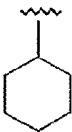
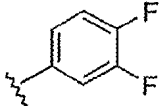
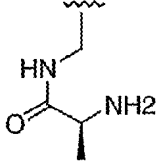
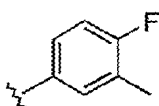
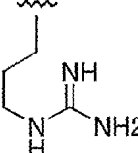
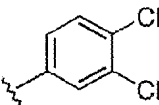

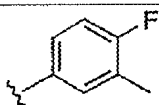
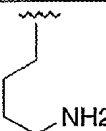
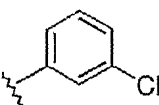
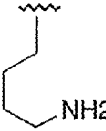
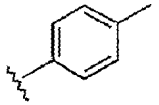
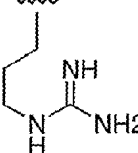
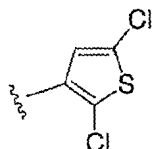

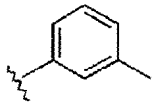
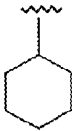
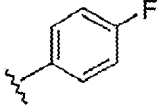
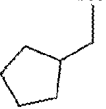
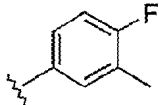

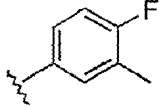
Example #	R1	R2
3		

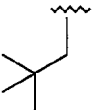
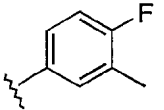
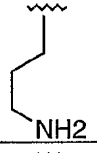
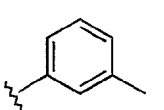
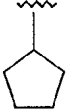
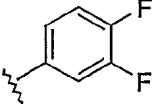
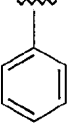
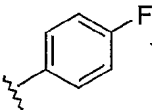
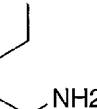
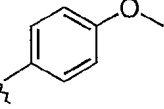
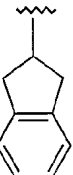
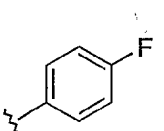
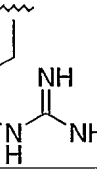
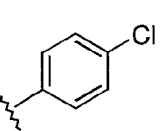
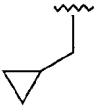
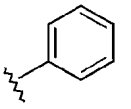
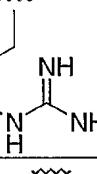
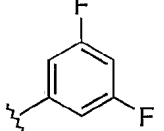
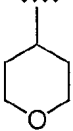
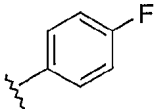
4		
5		
6		
7		
8		
9		
10		
11		
12		

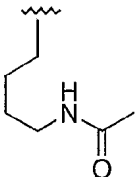
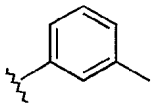
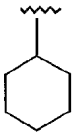
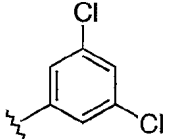
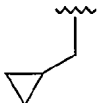
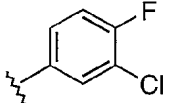
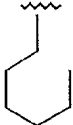
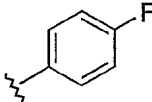
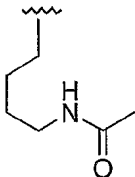
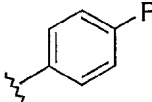
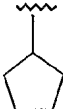
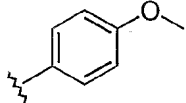
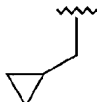
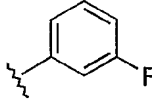
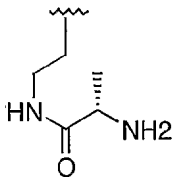
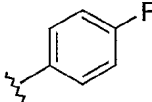
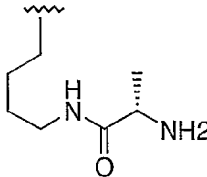
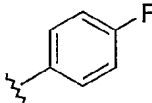
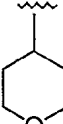
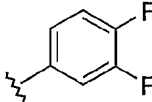
13		
14		
15		
16		
17		
18		
19		
20		
21		
22		


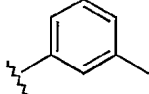

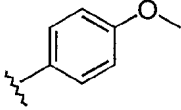
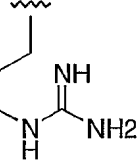
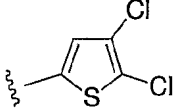
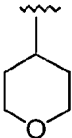
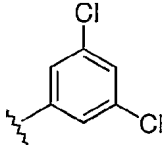
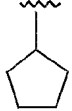
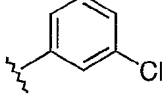
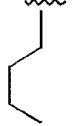
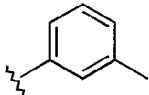
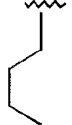
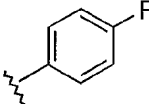
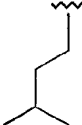
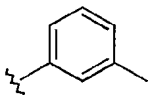
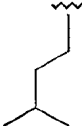
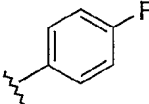
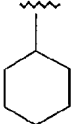
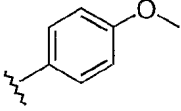
23		
24		
25		
26		
27		
28		
29		
30		
31		
32		
33		


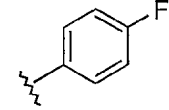

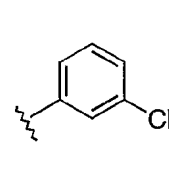
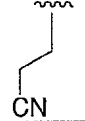
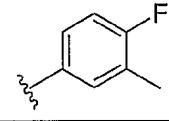

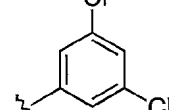
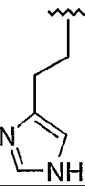
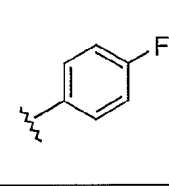

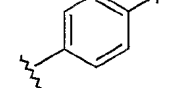
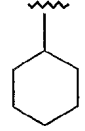
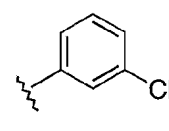
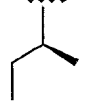
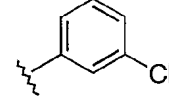

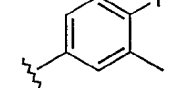
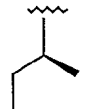
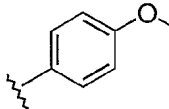
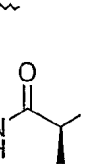
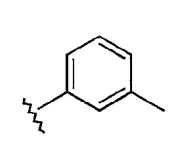
34		
35		
36		
37		
38		
39		
40		
41		
42		
43		

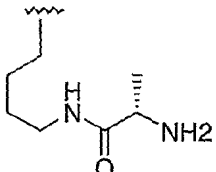
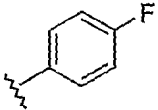
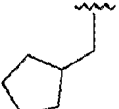
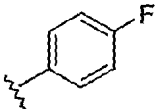

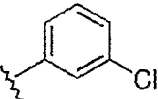
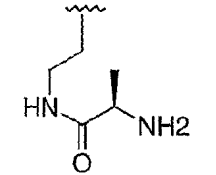
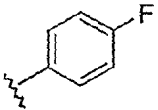
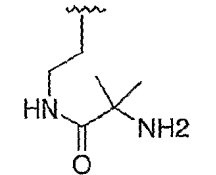
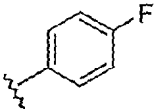

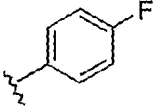
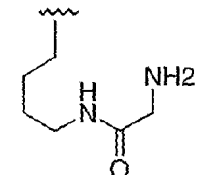
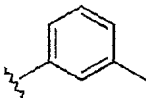

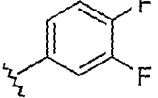
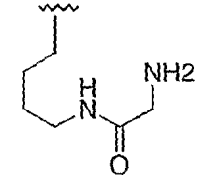
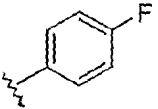
44		
45		
46		
47		
48		
49		
50		
51		
52		
53		
54		

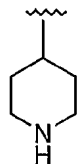
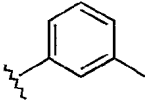
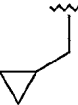
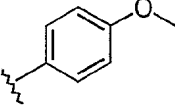
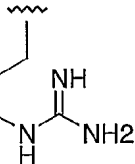
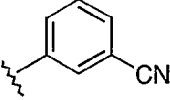
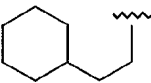
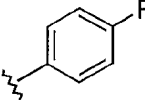
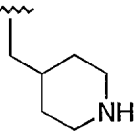
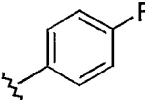
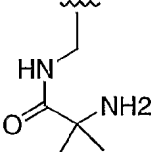
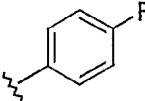
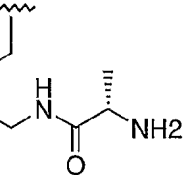
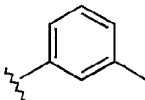

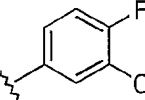
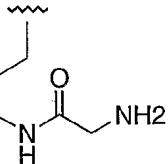
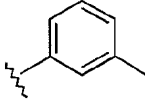

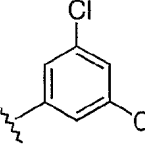
55		
56		
57		
58		
59		
60		
61		
62		
63		
64		


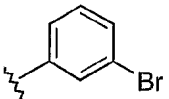

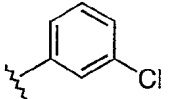
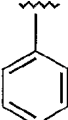
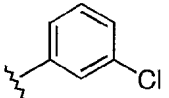
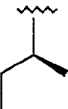
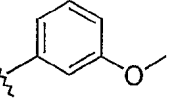

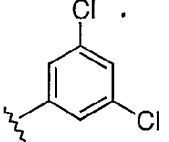
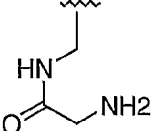
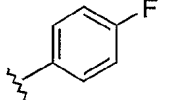

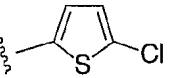
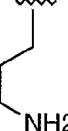
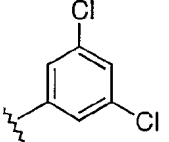
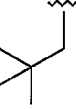
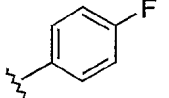

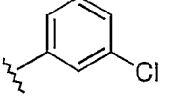
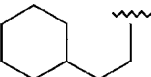
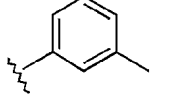

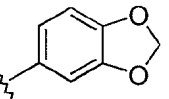
65		
66		
67		
68		
69		
70		
71		
72		
73		
74		

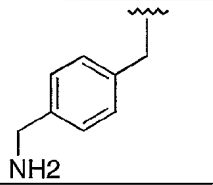
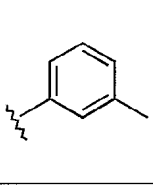
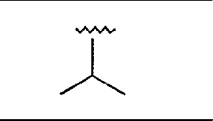
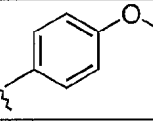
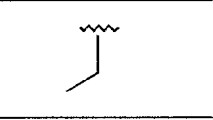
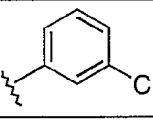
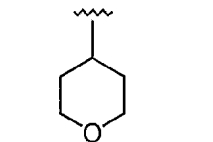
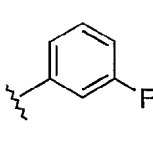
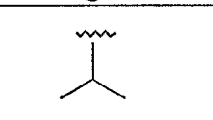
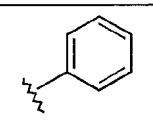
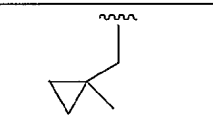
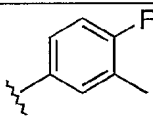
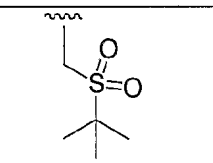
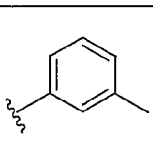
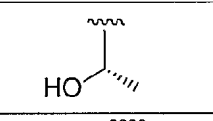
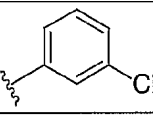
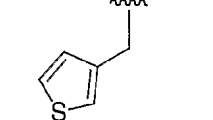
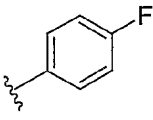
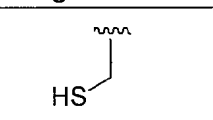
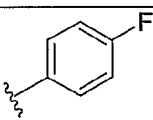
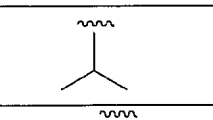
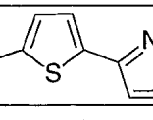
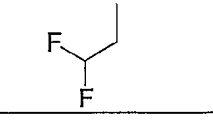
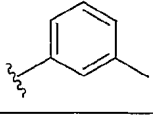
75		
76		
77		
78		
79		
80		
81		
82		
83		
84		

85		
86		
87		
88		
89		
90		
91		
92		
93		
94		
95		

96		
97		
98		
99		
100		
101		
102		
103		
104		

105		
106		
107		
108		
109		
110		
111		
112		
113		
114		

115		
116		
117		
118		
119		
120		
121		
122		
123		
124		
125		
126		

127		
128		
129		
130		
131		
132		
133		
134		
135		
136		
137		
138		


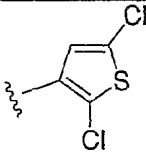
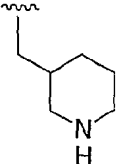
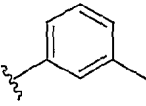
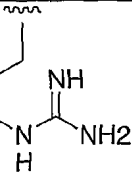
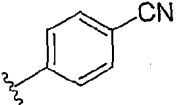
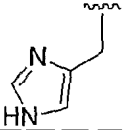
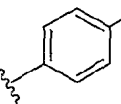
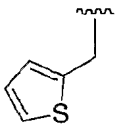
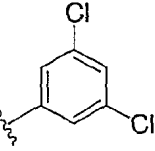
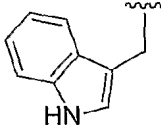
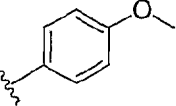
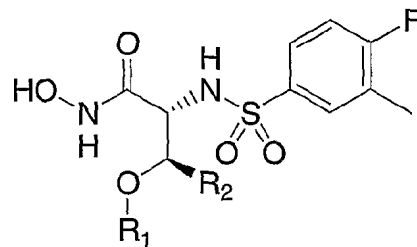



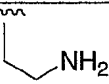
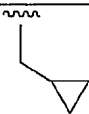
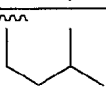
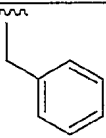
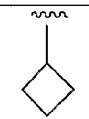
139		
140		
141		
142		
143		
144		

Table 2



Example #	R1	R2
146		Me
147		Me

148		Me
149		H
150		Me
151		Me
152		Me
153		Me

and pharmaceutically acceptable salts, enantiomers, diastereomers or in vivo hydrolysable esters or mixtures thereof.

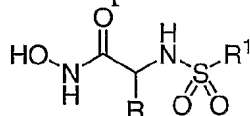
7. A compound according to claim 6 which is selected from the group consisting of:
- 5 N-t-butoxy-2(R)-[(4-fluoro-3-methylphenylsulfonyl)]amino-3-methylbutyramide;
 N-hydroxy-2(R)-[(4-fluoro-3-methylphenylsulfonyl)]amino-3-methylbutyramide;
 N-t-butoxy-2(R)-[(4-fluoro-3-methylphenylsulfonyl)]amino-2-(4'-tetrahydropyranyl)-
 acetamide;
- 10 N-hydroxy-2(R)-[(4-fluoro-3-methylphenylsulfonyl)]amino-2-(4'-tetrahydropyranyl)-
 acetamide;
 N-hydroxy-2(R)-[(4-fluoro-3-methylphenylsulfonyl)]amino-3-(S)-
 cyclopropylbutyramide; and pharmaceutically acceptable salts, enantiomers,
 diastereomers or in vivo hydrolysable esters or mixtures thereof.

15

8. A compound according to claim 7 which is:
- N-hydroxy-2(R)-[(4-fluoro-3-methylphenylsulfonyl)]amino-3-methylbutyramide; or
 N-hydroxy-2(R)-[(4-fluoro-3-methylphenylsulfonyl)]amino-2-(4'-tetrahydropyranyl)-
 acetamide; or pharmaceutically acceptable salts, enantiomers, diastereomers or in vivo
 20 hydrolysable esters or mixtures thereof.

9. A composition according to claim 1, comprising a compound of formula I and a pharmaceutically acceptable carrier.

10. A method of inhibiting the activity of lethal factor (LF) released from bacteria in a mammal comprising administration to a patient in need thereof a therapeutically effective amount of a compound of structural formula I



FORMULA I

or a pharmaceutically acceptable salt, enantiomer, diastereomer or in vivo hydrolysable ester or mixture thereof, wherein,

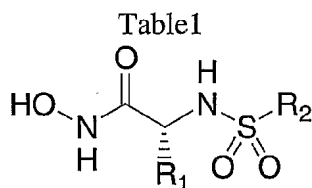
R^1 represents C₆₋₁₀ aryl, C₅₋₁₀ heteroaryl or C₅₋₁₀ heterocyclic, said aryl, heteroaryl and heterocyclyl optionally substituted with 1 to 3 groups of R^a

R^a represents C₁₋₆ alkyl, halogen, OH, aryl(C₁₋₆)alkyl, (C₁₋₆)alkoxy, (C₁₋₆)alkoxy(C₁₋₆)alkyl, halo(C₁₋₆)alkyl, nitro, amino, mono- or di-N-(C₁₋₆)alkylamino, acylamino, acyloxy, carboxy, carboxy salts, carboxy esters, carbamoyl, mono- and di-N-(C₁₋₆)alkylcarbamoyl, (C₁₋₆)alkoxycarbonyl, aryloxycarbonyl, ureido, guanidino, sulphonylamino, aminosulphonyl, (C₁₋₆)alkylthio, (C₁₋₆)alkylsulphinyl, (C₁₋₆)alkylsulphonyl, heterocyclyl, heterocyclyl(C₁₋₆)alkyl; and

R represents C₁₋₈ alkyl, C₃₋₁₀ cycloalkyl, C₃₋₁₀ heterocycloalkyl, C₅₋₁₀ heteroaryl, or C₅₋₁₁ heterocyclyl, said heteroaryl and heterocyclyl optionally substituted with 1 to 3 groups of R^a and said alkyl, optionally substituted with 1-3 groups selected from the group consisting of aryl, heterocyclyl, (C₁₋₆)alkylthio, cyano, heteroaryl, guanidino, ((1-aminoethyl)carbonyl)amino, ((aminomethyl)carbonyl)amino, ((2-amino)prop-2-yl)carbonyl)amino, acetamido, 4-(aminomethyl)phenyl, thio, t-butyl sulfonyl, (C₂₋₆)alkenylthio, (C₂₋₆)alkynylthio, amino, mono- or di-(C₁₋₆)alkylamino, arylthio, heterocyclylthio, (C₁₋₆)alkoxy, aryl(C₁₋₆)alkoxy, aryl(C₁₋₆)alkylthio, cycloalkyl, cycloalkenyl, carboxy and esters thereof, hydroxy and halogen.

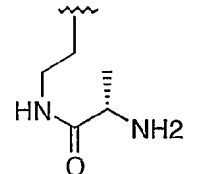
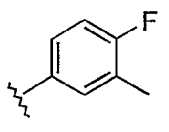
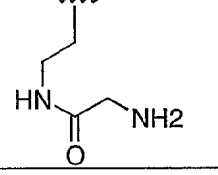
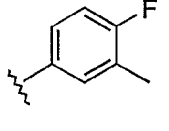
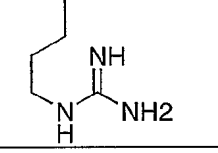
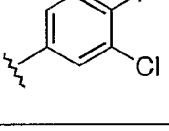
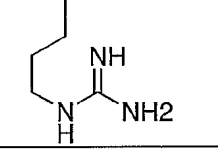
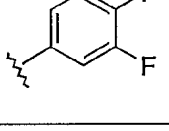
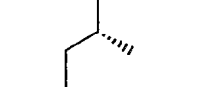
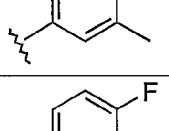

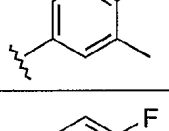
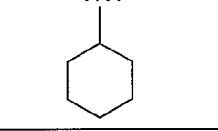
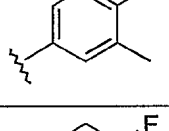
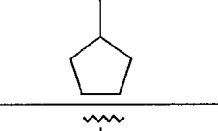
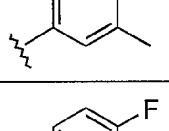
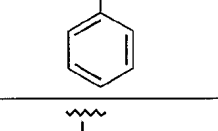
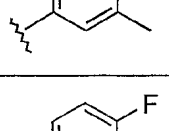
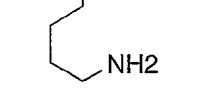
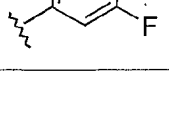
11. A method according to claim 11 wherein the compound is selected from the group consisting of:

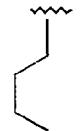
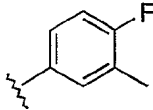
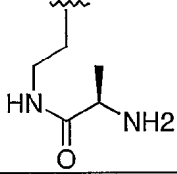
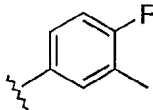
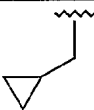
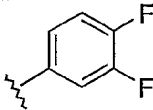
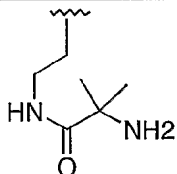
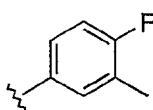
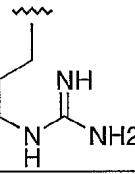
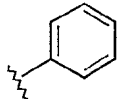
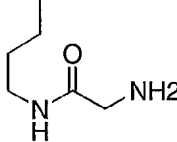
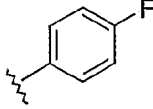

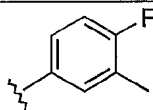
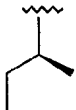
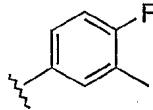

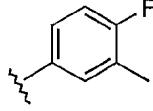
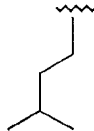
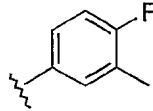
- N-t-butoxy-2(R)-[(4-fluoro-3-methylphenylsulfonyl)]amino-3-methylbutyramide;
 N-hydroxy-2(R)-[(4-fluoro-3-methylphenylsulfonyl)]amino-3-methylbutyramide;
 N-t-butoxy-2(R)-[(4-fluoro-3-methylphenylsulfonyl)]amino-2-(4'-tetrahydropyranyl)-
 acetamide;
 5 N-hydroxy-2(R)-[(4-fluoro-3-methylphenylsulfonyl)]amino-2-(4'-tetrahydropyranyl)-
 acetamide;
 N-hydroxy-2(R)-[(4-fluoro-3-methylphenylsulfonyl)]amino-3-(S)-
 cyclopropylbutyramide; and from tables 1 and 2 below

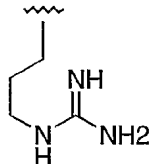
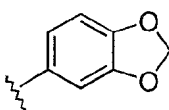
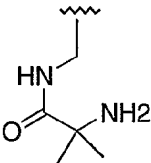
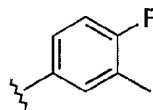

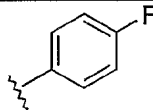
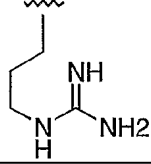
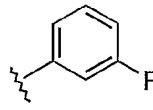
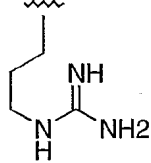
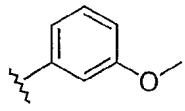
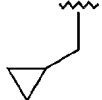
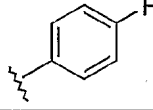
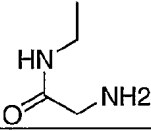
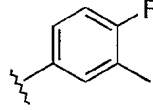
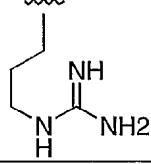
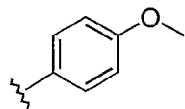
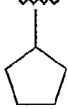
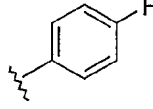
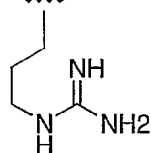
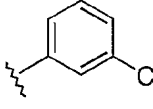


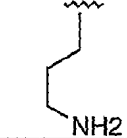
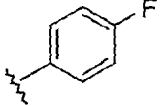
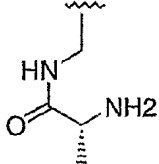
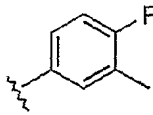
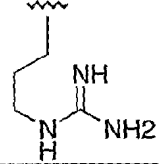
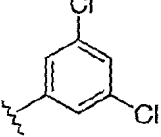
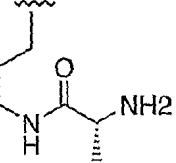
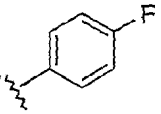
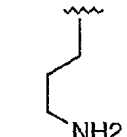
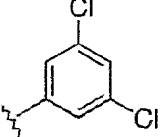
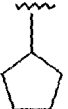
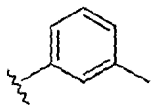
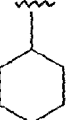
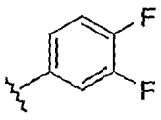
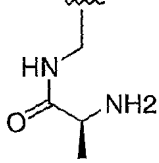
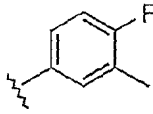
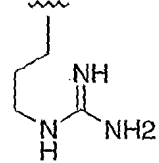
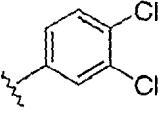

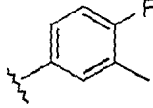
10

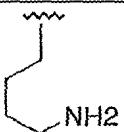
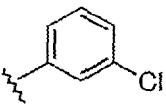
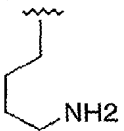
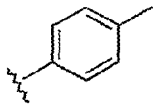
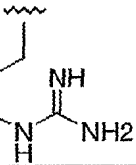
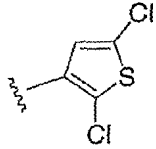

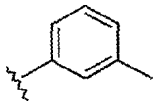
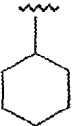
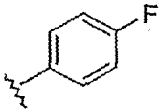
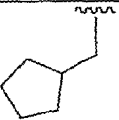
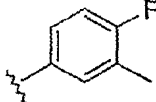
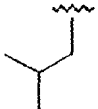
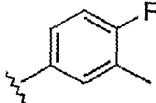

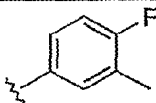

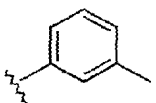
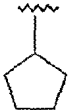
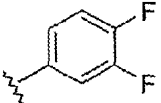
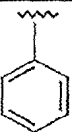
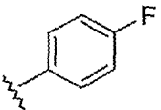
Example #	R1	R2
3		
4		
5		
6		
7		

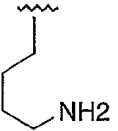
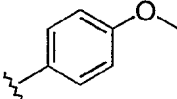

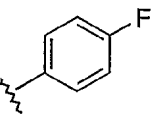
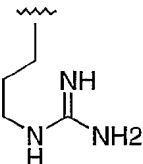
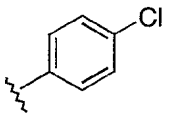
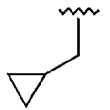
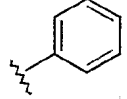
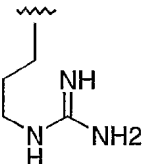
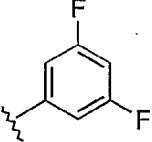
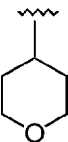
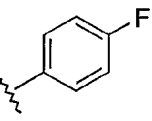
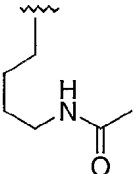
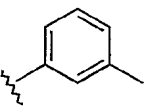
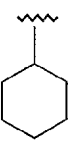
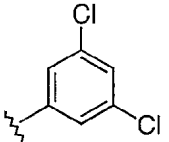
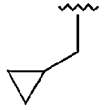
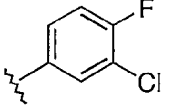
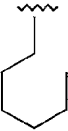
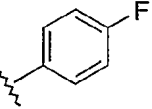
8		
9		
10		
11		
12		
13		
14		
15		
16		
17		

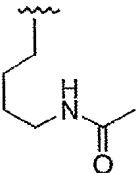
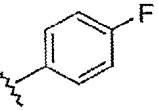

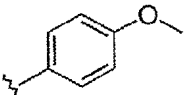

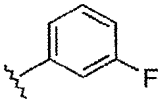
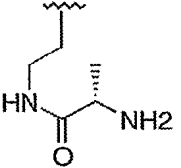
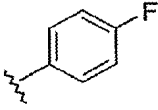
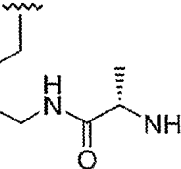
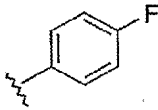
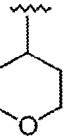
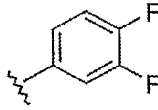

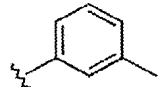
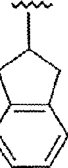
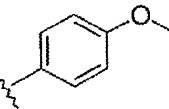
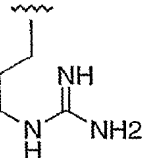
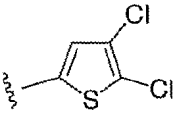
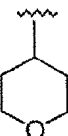
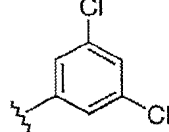
18		
19		
20		
21		
22		
23		
24		
25		
26		
27		

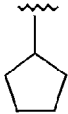
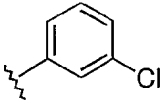
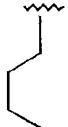
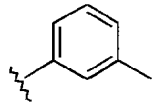
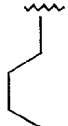
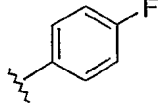
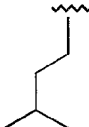
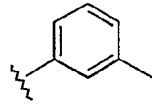
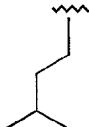
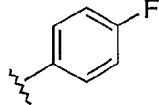
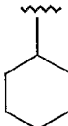
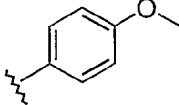

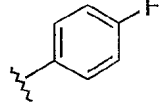
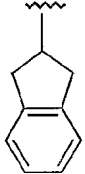
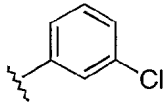
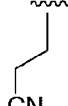
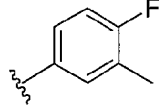
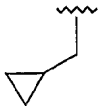
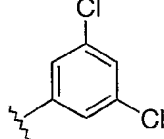
28		
29		
30		
31		
32		
33		
34		
35		
36		
37		

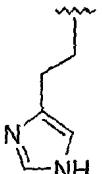
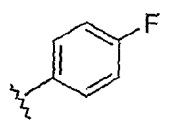

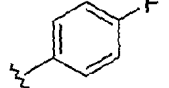
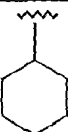
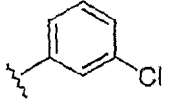
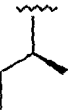
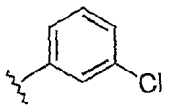

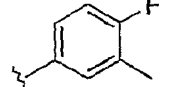
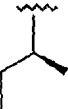
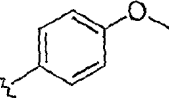
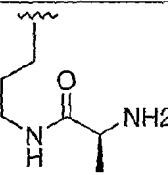
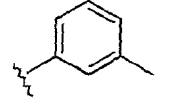
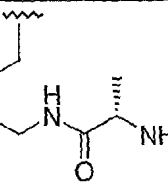
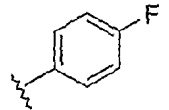

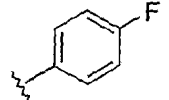

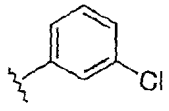
38		
39		
40		
41		
42		
43		
44		
45		
46		
47		

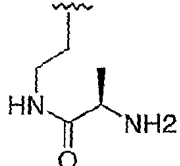
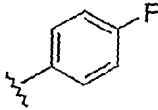
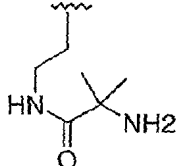
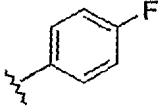
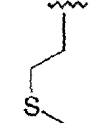
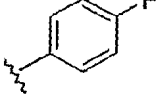
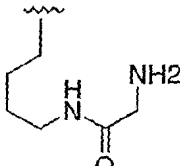
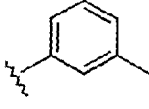

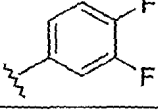
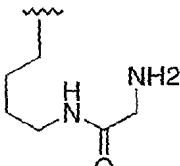
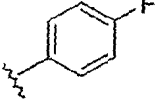
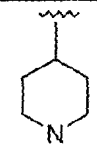
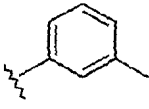

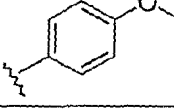
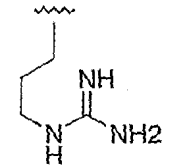
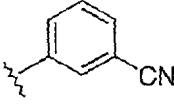
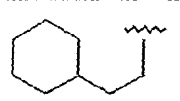
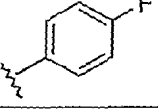
48		
49		
50		
51		
52		
53		
54		
55		
56		
57		
58		

59		
60		
61		
62		
63		
64		
65		
66		
67		
68		


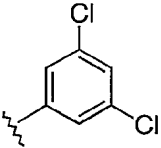
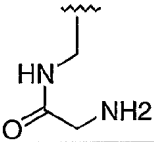
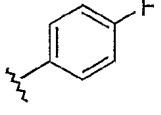

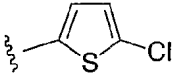

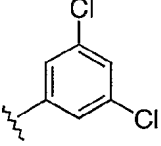
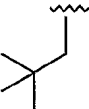
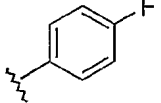

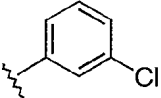
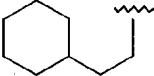
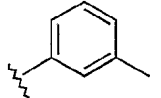

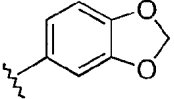
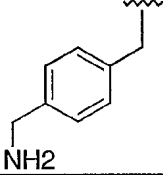
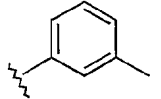

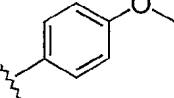

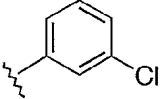
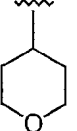
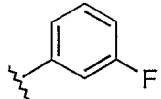
69		
70		
71		
72		
73		
74		
75		
76		
77		
78		


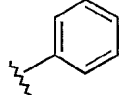
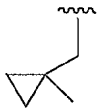
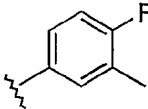
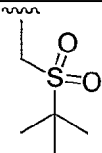
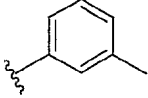
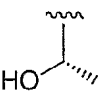
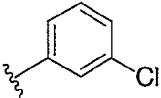
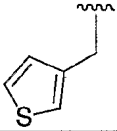
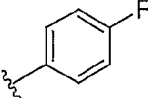
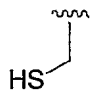
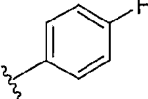

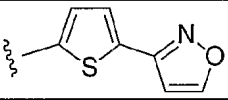
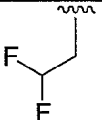
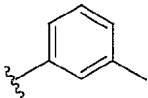

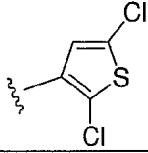
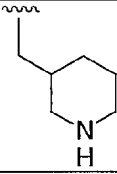
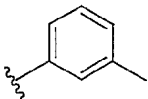
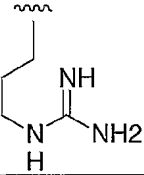
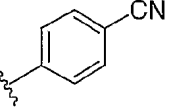
79		
80		
81		
82		
83		
84		
85		
86		
87		
88		

89		
90		
91		
92		
93		
94		
95		
96		
97		
98		

99		
100		
101		
102		
103		
104		
105		
106		
107		
108		

109		
110		
111		
112		
113		
114		
115		
116		
117		
118		

119		
120		
121		
122		
123		
124		
125		
126		
127		
128		
129		
130		

131		
132		
133		
134		
135		
136		
137		
138		
139		
140		
141		

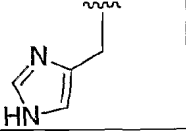
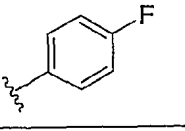
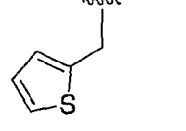
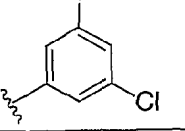
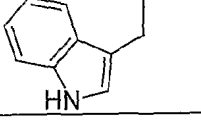
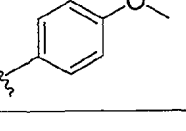
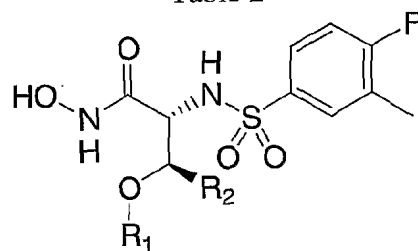
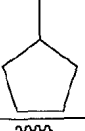


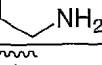

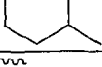
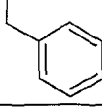

142		
143		
144		

Table 2



Example #	R1	R2
146		Me
147		Me
148		Me
149		H
150		Me
151		Me
152		Me

153		Me
-----	---	----

and pharmaceutically acceptable salts, enantiomers, diastereomers or in vivo hydrolysable esters or mixtures thereof.

12. A method according to claim 11 wherein the compound is:
- 5 N-t-butoxy-2(R)-[(4-fluoro-3-methylphenylsulfonyl)]amino-3-methylbutyramide;
 N-hydroxy-2(R)-[(4-fluoro-3-methylphenylsulfonyl)]amino-3-methylbutyramide;
 N-t-butoxy-2(R)-[(4-fluoro-3-methylphenylsulfonyl)]amino-2-(4'-tetrahydropyranyl)-
 acetamide;
- 10 N-hydroxy-2(R)-[(4-fluoro-3-methylphenylsulfonyl)]amino-2-(4'-tetrahydropyranyl)-
 acetamide;
- N-hydroxy-2(R)-[(4-fluoro-3-methylphenylsulfonyl)]amino-3-(S)-
 cyclopropylbutyramide; and pharmaceutically acceptable salts, enantiomers,
 diastereomers or in vivo hydrolysable esters or mixtures thereof.

- 15 13. A method according to claim 12 wherein the compound is:
 N-hydroxy-2(R)-[(4-fluoro-3-methylphenylsulfonyl)]amino-3-methylbutyramide; or
 N-hydroxy-2(R)-[(4-fluoro-3-methylphenylsulfonyl)]amino-2-(4'-tetrahydropyranyl)-
 acetamide; or pharmaceutically acceptable salts, enantiomers, diastereomers or in vivo
 hydrolysable esters or mixtures thereof.

20

14. A method according to claim 10 wherein the compound of
 formula I is combined with one or more known drugs selected from beta-lactams,
 aminoglycosides, inhibitors of beta-lactamase, renal tubular blocking agents and
 inhibitors of metabolising enzymes, N-acylated amino acids.

25

15. A method according to claim 14 wherein the known drugs are
 selected from the group consisting of imipenem, meropenem, vancomycin, cilastatin,
 cefoxitin, penicillin, clavulanic acid, probenecid, tetracycline, ciprofloxacin, and
 norfloxacin or a mixture thereof, wherein when imipenem is used as a drug it is used
 30 in combination with cilastatin as PRIMAXIN®.