



US00D683184S

(12) **United States Design Patent**
Lin

(10) **Patent No.:** **US D683,184 S**

(45) **Date of Patent:** **** May 28, 2013**

(54) **DECANTER**

(75) Inventor: **Peng Lin**, Aabyhoej (DK)

(73) Assignee: **Lin Holding Aps**, Aabyhoej (DK)

(**) Term: **14 Years**

(21) Appl. No.: **29/402,072**

(22) Filed: **Sep. 20, 2011**

(51) **LOC (9) Cl.** **07-01**

(52) **U.S. Cl.**
USPC **D7/510; D7/316; D7/511**

(58) **Field of Classification Search** **D7/312,**
D7/300, 598, 605, 510, 532, 507, 511; 99/279;
215/388

See application file for complete search history.

(56) **References Cited**

U.S. PATENT DOCUMENTS

D139,381	S	*	11/1944	Harris	D9/504
D183,168	S	*	7/1958	Herber	D7/316
D381,866	S	*	8/1997	St-Gelais	D7/400
D409,051	S	*	5/1999	Huang	D7/608
D458,081	S	*	6/2002	Bodum	D7/510
7,437,990	B2	*	10/2008	Duch	99/297

D609,571	S	*	2/2010	Butler et al.	D9/504
D618,967	S	*	7/2010	Bodum	D7/615
D620,742	S	*	8/2010	Lion et al.	D7/316
D621,648	S	*	8/2010	Lown et al.	D7/316
D657,195	S	*	4/2012	Menceles et al.	D7/510
D661,939	S	*	6/2012	Kern et al.	D7/316

* cited by examiner

Primary Examiner — Cynthia Underwood

(74) *Attorney, Agent, or Firm* — Nikita S. Williams; Barnes & Thornburg LLP

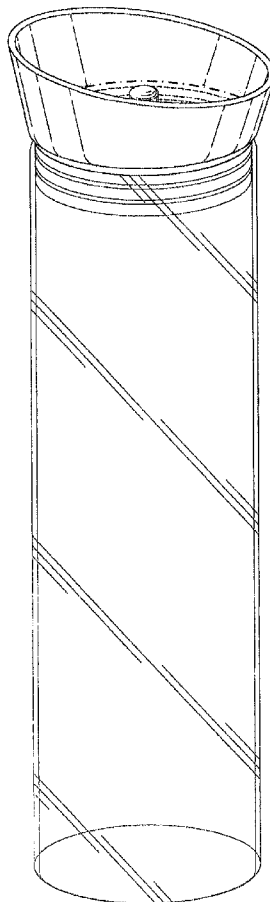
(57) **CLAIM**

The ornamental design for decanter, as shown and described.

DESCRIPTION

FIG. 1 is a perspective view of the decanter;
FIG. 2 is a right side view of the decanter; the left side being symmetric and therefore not shown;
FIG. 3 is a rear view of the decanter;
FIG. 4 is a front view of the decanter;
FIG. 5 is a top view of the decanter; and,
FIG. 6 is a bottom view of the decanter.
The broken lines are included for illustrative purposes only.
The dot-dash-dot line represents the boundary of the claim.

1 Claim, 5 Drawing Sheets



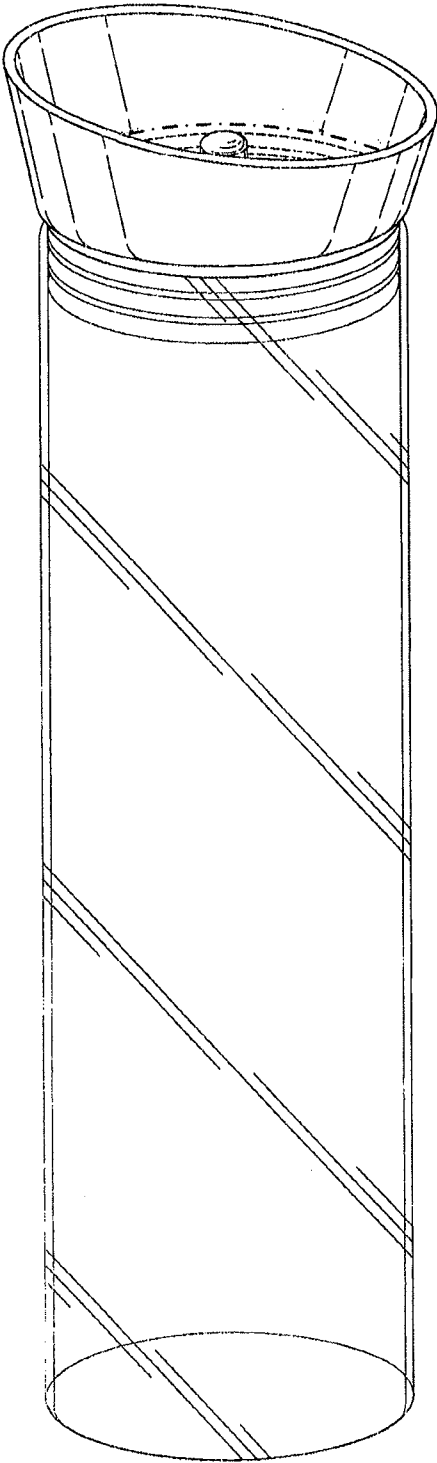


FIG. 1

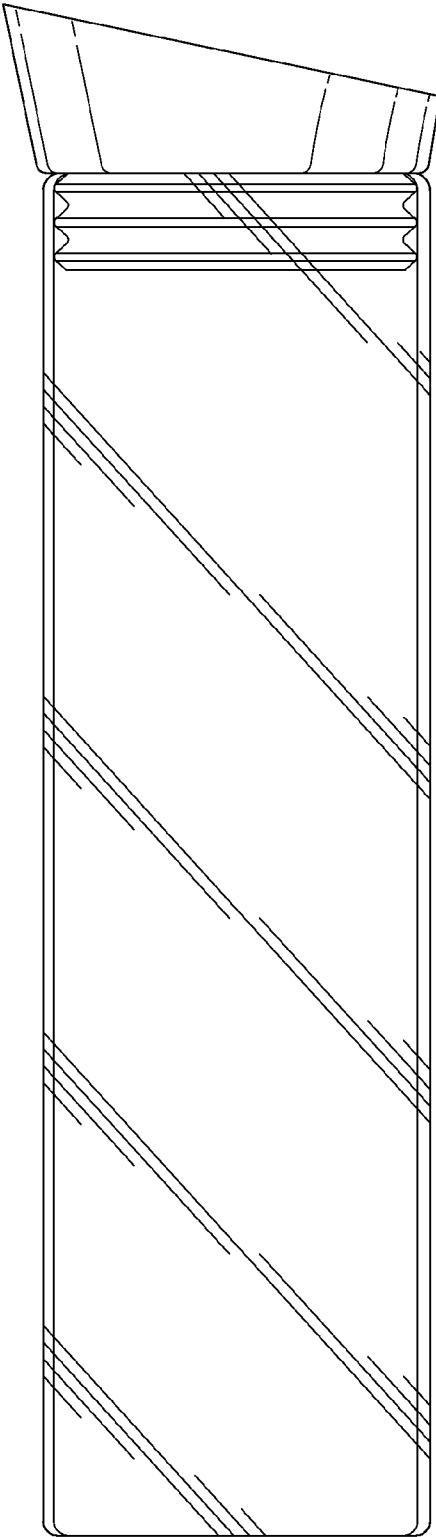


FIG. 2

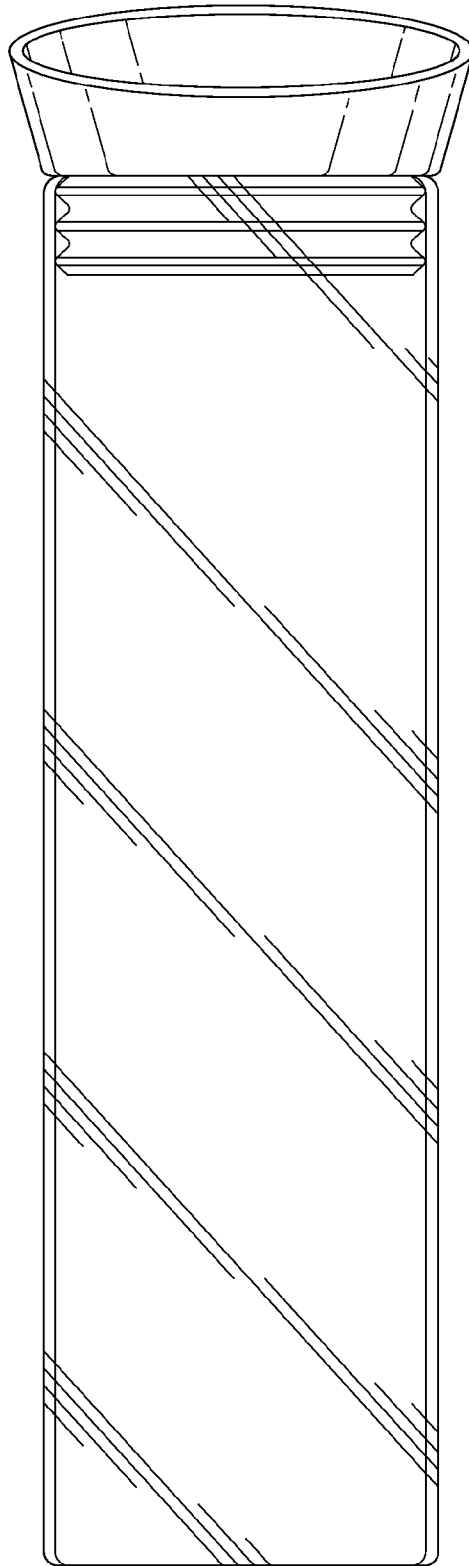


FIG. 3

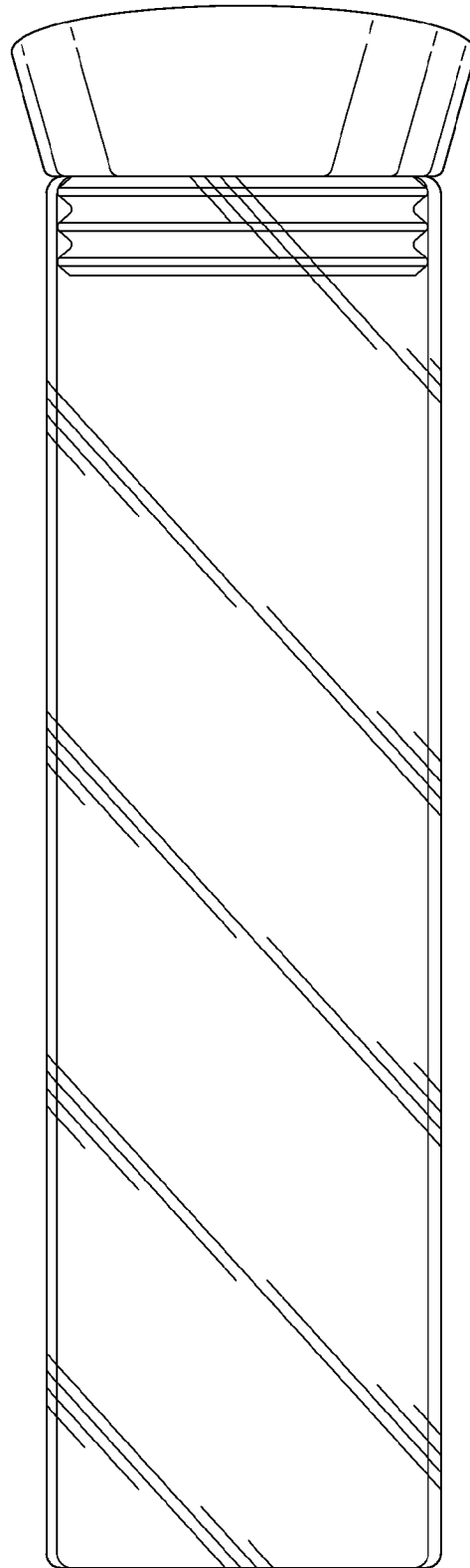


FIG. 4

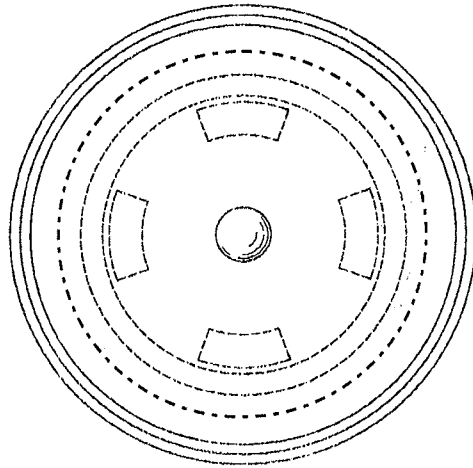


FIG. 5

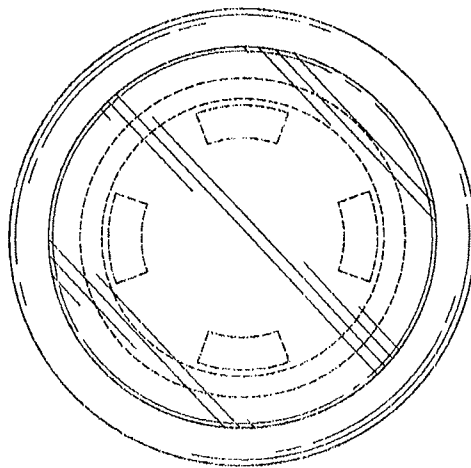


FIG. 6