



US00D355791S

United States Patent [19]

[11] Patent Number: **Des. 355,791**

Briley

[45] Date of Patent: **** Feb. 28, 1995**

- [54] **REMOTE CONTROL HOLDER**
- [76] Inventor: **Lillian D. Briley**, 888 N. Grand Ave.,
NW., Atlanta, Ga. 30318
- [**] Term: **14 Years**
- [21] Appl. No.: **20,063**
- [22] Filed: **Mar. 18, 1994**

- D. 268,118 3/1983 Herr et al. D19/92 X
- D. 272,025 1/1984 Goutchat D6/476
- D. 307,445 4/1990 Greenhut et al. D6/466 X
- D. 311,028 10/1990 Evenson D19/86 X
- D. 313,820 1/1991 Wright D19/86 X
- D. 321,446 11/1991 Liptak D6/475
- D. 325,933 5/1992 Torgison D19/78
- D. 337,016 7/1993 Fortescue D19/78 X
- 3,055,510 9/1962 Coates D6/466 X
- 4,936,470 6/1990 Prindle D6/467 X

Related U.S. Application Data

- [63] Continuation-in-part of Ser. No. 15,470, Nov. 18, 1993.
- [52] U.S. Cl. **D6/449**
- [58] Field of Search D6/449, 450, 451, 466,
D6/467, 476; D19/75, 78, 86, 92, 34.2, 34.1

Primary Examiner—Alan P. Douglas
Assistant Examiner—S. Snapp
Attorney, Agent, or Firm—James B. Middleton

[57] CLAIM

The ornamental design for a remote control holder, as shown and described.

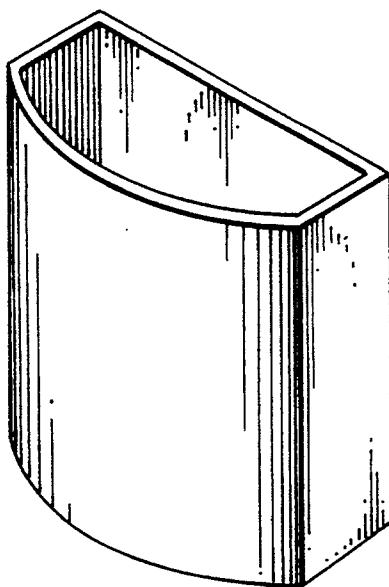
[56] References Cited

U.S. PATENT DOCUMENTS

- D. 137,162 2/1944 Gerson D19/34.2
- D. 169,657 5/1953 Cravey D19/34.2
- D. 192,277 2/1962 Meyer D19/78
- D. 227,510 6/1973 Pisciotto D19/78
- D. 258,066 1/1981 DeGregorio D19/92 X
- D. 261,902 11/1981 Oakley D19/78
- D. 267,808 2/1983 Russo D19/78

DESCRIPTION

FIG. 1 is a perspective view of a remote control holder showing my new design;
 FIG. 2 is a top plan view thereof;
 FIG. 3 is a rear elevational view thereof;
 FIG. 4 is a right, side elevational view thereof, the left side being a mirror image thereof; and,
 FIG. 5 is a bottom plan view thereof.



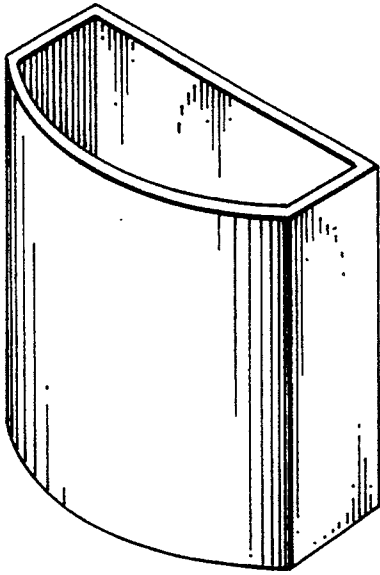


Fig. 1

Fig. 2

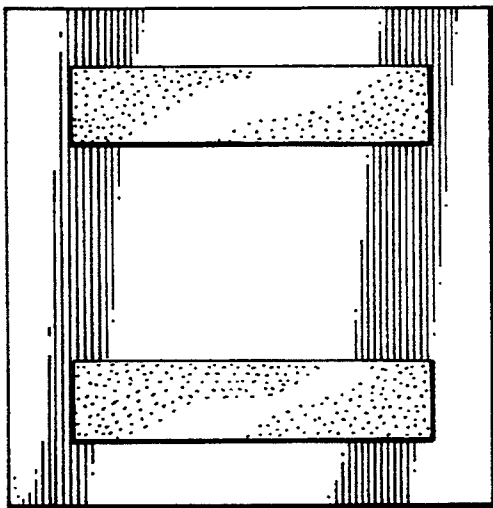
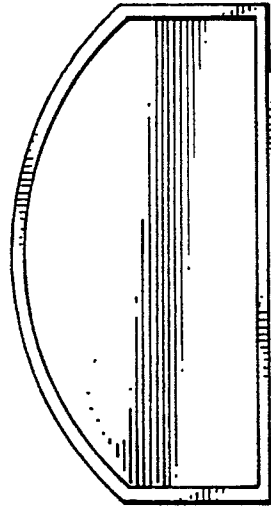


Fig. 3




Fig. 4

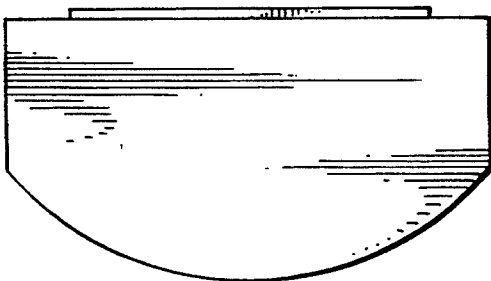


Fig. 5