



US 20060097454A1

(19) **United States**

(12) **Patent Application Publication**  
**Mattson**

(10) **Pub. No.: US 2006/0097454 A1**

(43) **Pub. Date: May 11, 2006**

(54) **YARD RING-A-PEG GAME**

**Publication Classification**

(76) Inventor: **Richard Mattson**, Swartz Creek, MI (US)

(51) **Int. Cl.**  
**A63B 67/06** (2006.01)

(52) **U.S. Cl.** ..... **273/336; 273/338; 273/339**

Correspondence Address:

**GIFFORD, KRASS, GROH, SPRINKLE & CITKOWSKI, P.C**  
**PO BOX 7021**  
**TROY, MI 48007-7021 (US)**

(57) **ABSTRACT**

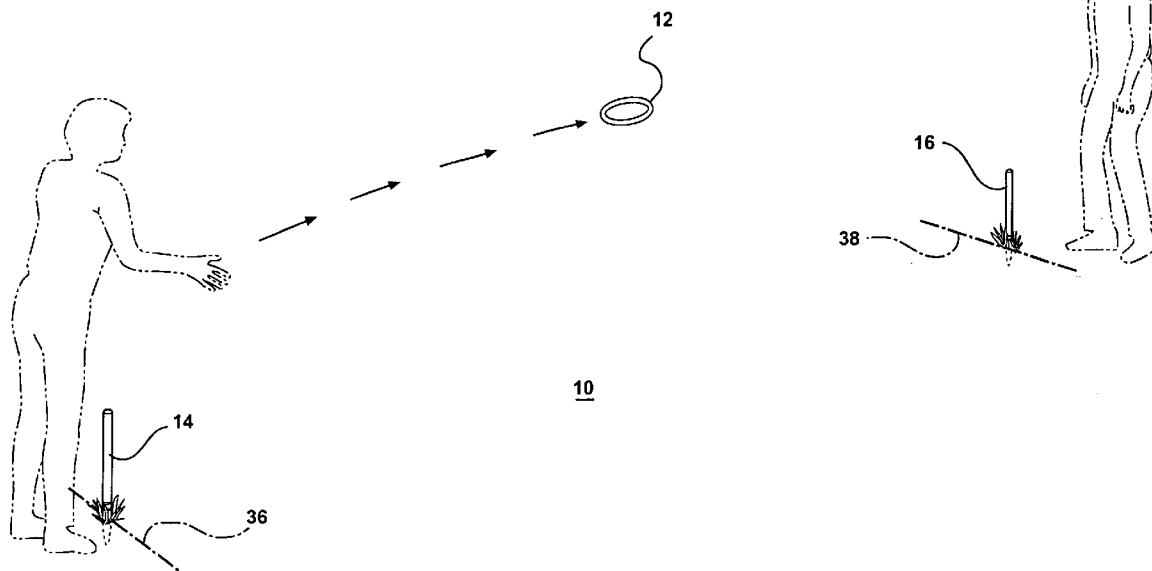
A ring toss game including a pair of first and second turf embedded pegs arranged at a predetermined spaced apart distance. A plurality of rings, each having a given inner diameter and outer diameter, are provided. Each of the rings exhibit a desired degree of flexibility and are tossed by any number of players and according to a scoring scheme established by the rings encircling a given peg and landing within a given proximity of the peg.

(21) Appl. No.: **11/153,106**

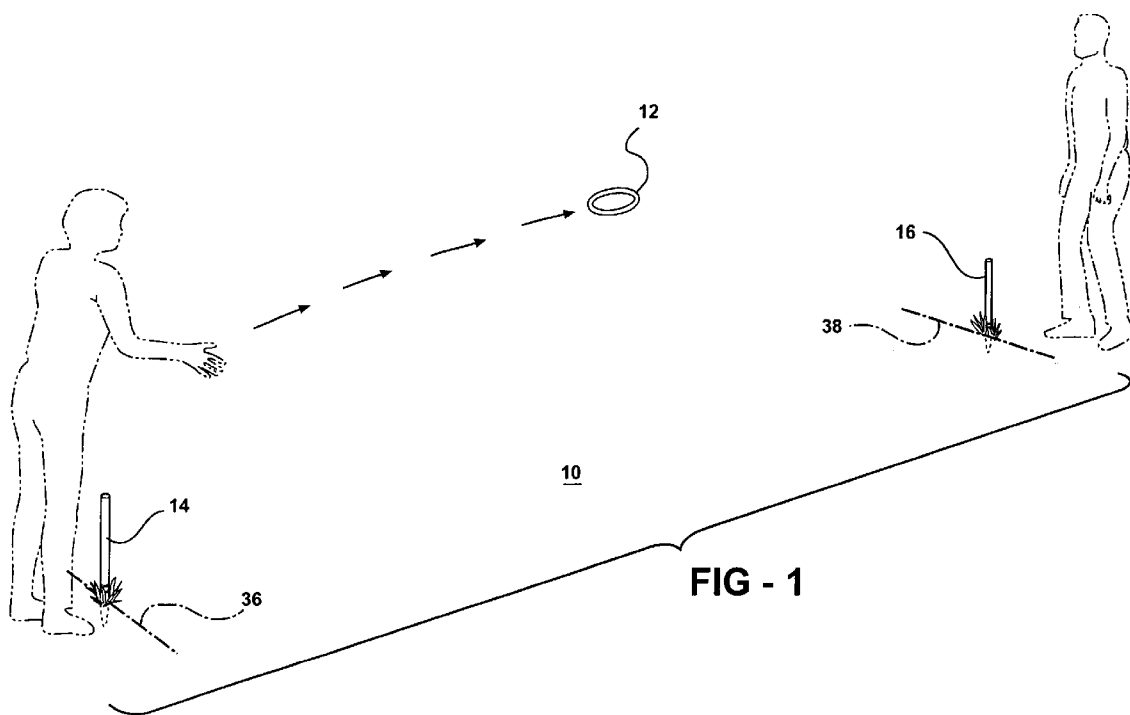
(22) Filed: **Jun. 15, 2005**

**Related U.S. Application Data**

(60) Provisional application No. 60/627,438, filed on Nov. 11, 2004.



10



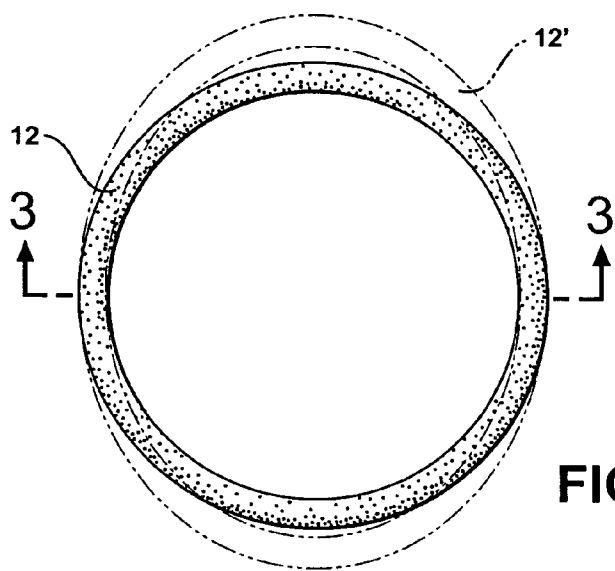


FIG - 2




FIG - 3

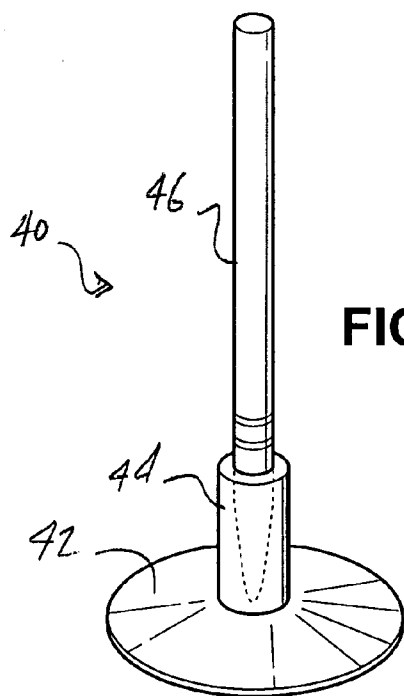


FIG - 5

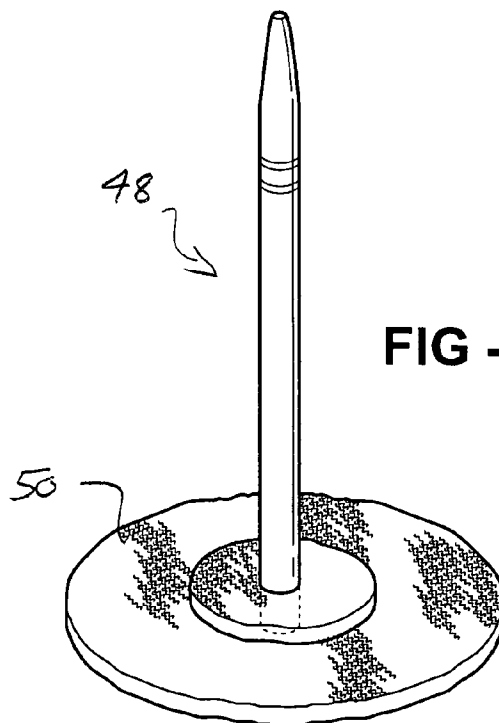


FIG - 6

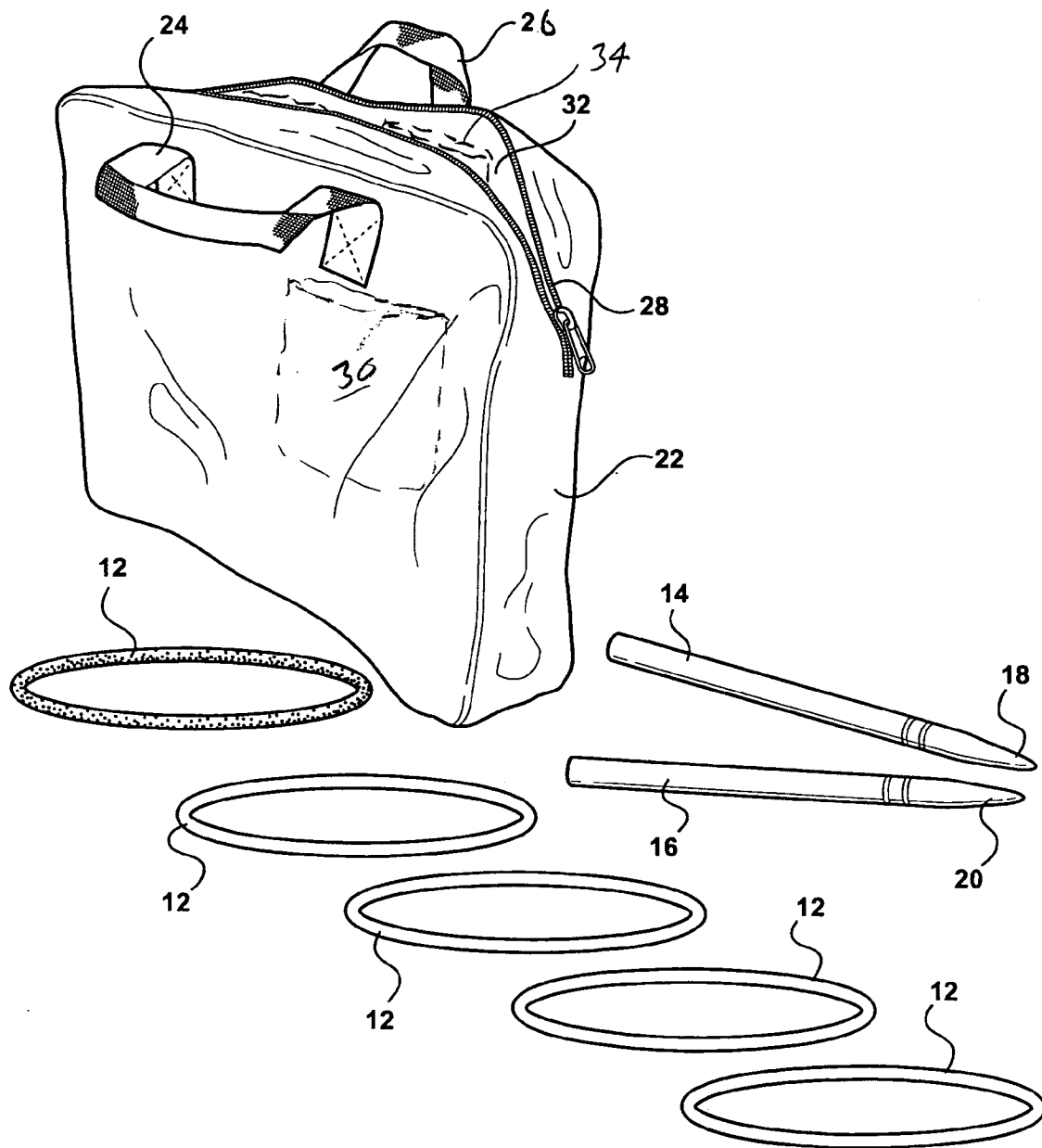


FIG - 4

## YARD RING-A-PEG GAME

### CROSS REFERENCE TO RELATED APPLICATIONS

[0001] The present application claims the priority of U.S. Provisional Patent Application Ser. No. 60/627,438 filed Nov. 11, 2004 for a Yard Ring-A-Peg Game.

### BACKGROUND OF THE INVENTION

[0002] The present invention relates to yard toss entertainment games. More specifically, the present invention teaches a ring toss game including the provision of a plurality of rubberized rings, each being of selected diameter, utilized in cooperation with a pair of ground supported stakes, and in order to determine a point award structure for landing rings either about or in proximity to the stakes.

### DESCRIPTION OF THE PRIOR ART

[0003] The prior art is well documented with examples of tossing game apparatuses. The purpose of such games is to provide both an entertaining and skill developing outlet for both children and adults.

[0004] A first example of the prior art is set forth in U.S. Pat. No. 4,198,048, issued to Rathert, and which teaches a ring toss game including a plurality of upwardly extending pegs mounted upon a base. The base, in turn, is supported by a standard embedded into a ground location. At least one peg is angled toward the center of the base, thereby increasing the difficulty of tossing a ring over the angled peg.

[0005] U.S. Pat. No. 4,204,682, issued to Brown, teaches a method and apparatus for an outdoor tossing game including a plurality of groups of distinguishably identified markers which are tossed from behind a throwing line at a receptacle in an attempt to put the marker in the receptacle. The receptacle is recessed into the ground or other playing surface and is approximately thirty feet to fifty feet away from the throwing line, which may in turn be another receptacle. A protective cover may be provided to enclose the receptacle when not in use to avoid any accidents or the accumulation of contamination therein. The marker may be shaped as a disc or washer and may be sufficiently heavy to be substantially unaffected by all but the strongest wind during play.

[0006] U.S. Pat. No. 4,966,373, issued to Houle et al., teaches a flying ring game in which is provided a peg defining a central post to the upper section of which is anchored two bent rods. The post is driven into the ground, the rods each further defining two upturned legs or prongs, the four prongs surrounding the central post. A quoit is tossed over the prongs, so as to engage at least one prong, or the central post, or one prong concurrently with the post.

[0007] U.S. Pat. No. 4,180,266, issued to Morin et al., teaches a ring toss game that includes a goal unit welded from steel and toward which circular rings are tossed by players. The goal unit includes five, score numbered, vertical spikes around which the rings are attempted to be ringed, the spikes being a distance apart so that two of them can possibly get encircled by a single ring.

[0008] U.S. Patent Application Publication 2002/0033575, to Rader, teaches a lawn game apparatus that consists of

three steel rings rolled one at a time along a straight course on the ground and towards three pegs positioned in a triangular pattern and staked into the ground. Points are earned by encircling one or more pegs with each steel ring, with each peg being worth one point. The game is complete when one or more players obtain eleven or more points at the conclusion of a complete round of turns.

[0009] U.S. Pat. No. 6,241,251, issued to Trifonov, teaches a beach game including a set of stakes and a boundary marking devices. The stakes each have a head portion, an elongate body, and a lower portion including a tapered bottom end zone structured to be driven into the sand so that the stakes are held in an upright position. Each player's boundary marking device is placed upon the sand and formed into a closed configuration so as to surround an interior area defining the player's territory or camp.

[0010] U.S. Pat. No. 5,954,337, issued to Cunningham, teaches a tossing game system that includes a target support structure including a base assembly having four detachable stabilizing legs and a vertical support having three horizontally oriented standoffs. First, second and third L-shaped ring toss targets are each securable to the end of one of the three horizontally oriented standoffs. Four securing stakes each are insertable through a stake aperture formed through the end of each of the four detachable stabilizing legs. At least one tossing ring has a central opening of sufficient size to allow passage therethrough of the target end of each of the L-shaped ring toss targets. First, second and third ball targets are each securable to the end of one of the three horizontally oriented standoffs, each first, second and third ball target includes a connecting structure having a ball target connecting end that is connectable to one of the three horizontally oriented standoffs, a net support ring attached to the connecting structure, and an open bottom net extending around the circumference of the net support ring. At least one tossing ball is sized to pass through each of the net support rings of the first, second and third ball targets.

[0011] Finally, U.S. Pat. No. 3,586,330, issued to Lema, teaches a vertical post extending between a bottom flat circular disc serving as a base and a top flat circular disc. Short vertical stubs extend upward from the bottom disc spaced from the post. Hooks extend outward from the top disc. Rings are tossed by the players to engage the stubs or hooks.

### SUMMARY OF THE PRESENT INVENTION

[0012] A ring toss game including a pair of first and second turf embedded pegs arranged at a predetermined spaced apart distance. A plurality of rings, each having a given inner diameter and outer diameter, are provided. Each of the rings exhibit a desired degree of flexibility and are tossed by any number of players and according to a scoring scheme established by the rings encircling a given peg and landing within a given proximity of the peg.

[0013] The game is commenced by any combination of two, four or six players scoring points by tossing the rings in an attempt to either encircle the opposite positioned peg or to land as close to that peg as is possible. In a preferred scoring application, a winner is declared when a player/players reach a certain total of points associated with a desired game play format.

## BRIEF DESCRIPTION OF THE DRAWINGS

[0014] Reference will now be made to the attached drawings, when read in combination with the following detailed description, wherein like reference numerals refer to like parts throughout the several views, and in which:

[0015] **FIG. 1** is a perspective illustration of the ring toss game according to a preferred embodiment of the present invention;

[0016] **FIG. 2** is an illustration of a selected ring and illustrating in phantom its elastic properties;

[0017] **FIG. 3** is a cross-sectional view taken through line 2-2 of **FIG. 2** and illustrating the elasticized composition of the ring in cutaway;

[0018] **FIG. 4** is an illustration of a reclosable carrying tote capable of holding the pegs and rings associated with first and second variants of the present invention;

[0019] **FIG. 5** is an illustration of a pedestal supported peg according to a further preferred embodiment of the present invention; and

[0020] **FIG. 6** is a succeeding illustration of another variant of upwardly supported peg about which is positioned a selected carpet or rubberized mat of a given diameter and which functions as a ricochet and force dampening surface in association with the rings.

## DETAILED DESCRIPTION OF THE PREFERRED EMBODIMENTS

[0021] Referring to **FIG. 1**, a ring toss game is illustrated at **10** according to a preferred embodiment of the present invention. As will be hereinafter discussed, the ring toss game as will be subsequently described is capable of modification or alteration within the scope of the appended claims.

[0022] Referencing again **FIG. 1**, a plurality of rings, such as represented at **12**, are tossed between a pair of turf-embedded pegs **14** and **16**. In a preferred embodiment, the rings each exhibit an outer diameter of 8" and an inner diameter of 6.725". The construction of the rings, as further referenced by **FIGS. 2 and 3**, is preferably of a flexible rubberized material, the purpose behind which is to facilitate a "wobble" or similar eccentricity into the ring during its flight (see as referenced in **FIG. 1**) and in order to provide a greater challenge for encircling or landing near the desired peg **14**. As will be further described, the present invention contemplates using either a plurality of rings of one color or sub-pluralities of differently colored rings.

[0023] As shown in **FIG. 2**, the selected ring **12** can be flexibly bent or folded, such as to a shape **12'**. As further referenced in the cutaway of **FIG. 3**, the rubberized material can be interiorly hollowed, as shown, or alternatively solid to facilitate given weighting and flight travel characteristics. It is also envisioned that the cross-sectional configuration of each of the rings can be varied from that shown, and such as to triangular, square, pentagonal, hexagonal, octagonal, etc., polygonal shapes, each having a specified number of sides ranging to infinity (and which in fact defines the circular cross section illustrated).

[0024] Each of the pegs **14** and **16** may exhibit an elongated configuration, typically 14", and of which 8" extends

above ground when embedded in first and second turf locations. As also shown in **FIG. 4**, each of the stakes **14** and **16** includes an elongated shaft portion (illustrated as rectangular but also understood to include round or other polygonal cross-sectional shapes) and bottommost pointed and turf engaging portions, see at **18** and **20**.

[0025] As also shown in **FIG. 4**, a tote bag **22** is illustrated (such as which may be constructed of a canvas or plasticized material) and which is utilized to carry the individual rings **12** (typically five or six depending upon the variant of game play) and pegs **14** and **16**. The bag **22** may include features such as handles **24** and **26** which can cover an opening of the bag and which includes a fastener **28** for reclosing the bag. It is also understood that pockets can be formed within either or both the exterior **30** and interior **32** facing sides of the bag **22**, and for receiving the rings **12** and additional reconfigured pockets **34** for receiving the rings **14** and **16**.

[0026] In a preferred game set-up application, the pegs **14** and **16** are placed thirty (30) feet apart, and a foul line, see at **36** and **38**, is provided in a crosswise direction extending through a given peg and in accordance with the positioning of each of the pegs. During play, each participant must not cross a given peg. The game is commenced by any combination of two, four or six players scoring points by tossing the six rings **12** in an attempt to either encircle the opposite positioned peg or to land as close to that peg as is possible.

[0027] In a preferred scoring application, a winner is declared when a player/players reach a total of 21 points. In a three-person team, the first to reach 31 points is declared the winner. Points in a preferred application are awarded as follows: three (3) points for scoring a ringer about a given peg and one (1) point for landing a ring **12** within 8" (as measured from its outer diameter) from a peg **14** or **16**.

[0028] In a further embodiment, only five rings are used with each kit. Of these, four rings will be of one color with the remaining ring being of a different color. The scoring in this embodiment contemplates awarding three (3) points for a ringer about a given peg, with the exception of the single colored ring which is four (4) points. In addition, two (2) points are awarded if the ring is in contact with a given peg, and one (1) point for landing a ring within 8" of a peg. The points via a ringer by the single colored ring can either be added to the thrower's score or subtracted from the opponent's score.

[0029] Referring now to **FIG. 5**, an illustration is shown at **40** of a pedestal supported peg according to a further preferred embodiment of the present invention. The peg includes a pedestal base **42** and an upwardly extending and interiorly hollowed sleeve portion **44** within which is seated an inserted peg, see at **46**.

[0030] Referring finally to **FIG. 6**, a further succeeding illustration is shown at **48** of another variant of upwardly supported peg **48** about which is positioned a selected carpet or rubberized mat **50** of a given diameter, such as for example 1½ feet in one application, and which functions as a ricochet and force dampening surface in association with the tossed rings **12**. The size and choice of materials in regards to the mat/carpet can be drawn from a wide selection and in order to adjust the performance characteristics of the associated rubberized or other material constructed rings.

[0031] Having described our invention, other and additional preferred embodiments will become apparent to those

skilled in the art to which it pertains and without deviating from the scope of the appended claims. In particular, the ring toss game can be adapted for both indoor and outdoor use, among other possible play variants.

We claim:

- 1. A ring toss game, comprising:
  - a pair of first and second upwardly extending pegs arranged at a predetermined spaced apart distance; and
  - a plurality of rings, each having a given inner diameter and outer diameter, each of said rings exhibiting a desired degree of flexibility;
 said rings being tossed by any number of players and according to a scoring scheme established by rings encircling a given peg and landing within a given proximity of said peg.
- 2. The ring toss game as described in claim 1, each of said pegs having a specified shape and size and exhibiting an overall length of 14", of which 8" projects above a turf surface.
- 3. The ring toss game as described in claim 1, each of said rings exhibiting a specified shape and size and possessing an 8" outer diameter and a 6.725" inner diameter.
- 4. The ring toss game as described in claim 1, further comprising a carrying case for holding said pegs and rings.
- 5. The ring toss game as described in claim 4, said carrying case exhibiting a number of side disposed pockets for holding said pegs and rings.
- 6. The ring toss game as described in claim 1, further comprising a plurality of five rings, four of said rings being of a first color, a fifth of said rings being of a second color.
- 7. The ring toss game as described in claim 6, further comprising a point total corresponding to said fifth ring being added to a first player's score or, alternatively, subtracted from a second player's score.
- 8. The ring toss game as described in claim 1, said pegs each further comprising a pedestal support.
- 9. The ring toss game as described in claim 1, further comprising a mat placed upon a level surface and in surrounding fashion relative to each of said pegs.

10. The ring toss game as described in claim 9, said mat surface being of a selected diameter and further comprising at least one of a carpet or rubberized material.

11. A ring toss game, comprising:

- a pair of first and second upwardly extending pegs arranged at a predetermined spaced apart distance; and
- a plurality of rings, each having a given inner diameter and outer diameter, each of said rings exhibiting a desired degree of flexibility, a plurality of said rings exhibiting a first color associated with a first point value, a further selected one of said rings exhibiting a second color associated with a second point value;
- a carrying case for holding said pegs and rings; and
- said rings being tossed by any number of players and according to a scoring scheme established by rings encircling a given peg and landing within a given proximity of said peg.

12. A ring toss game, comprising:

- a pair of first and second upwardly extending pegs arranged at a predetermined spaced apart distance, said pegs each further comprising a pedestal support;
- a mat placed upon a level surface and in surrounding fashion relative to each of said pegs, said mat surface being of a selected diameter and further comprising at least one of a carpet or rubberized material; and
- a plurality of rings, each having a given inner diameter and outer diameter, each of said rings exhibiting a desired degree of flexibility;
- said rings being tossed by any number of players and according to a scoring scheme established by rings encircling a given peg and landing within a given proximity of said peg.

\* \* \* \* \*