

PCTWORLD INTELLECTUAL PROPERTY ORGANIZATION
International Bureau

INTERNATIONAL APPLICATION PUBLISHED UNDER THE PATENT COOPERATION TREATY (PCT)

(51) International Patent Classification ⁶ : C07K	A2	(11) International Publication Number: WO 96/31525 (43) International Publication Date: 10 October 1996 (10.10.96)
(21) International Application Number: PCT/US96/03974 (22) International Filing Date: 25 March 1996 (25.03.96) (30) Priority Data: 08/412,626 29 March 1995 (29.03.95) US 08/412,828 29 March 1995 (29.03.95) US Not furnished 13 February 1996 (13.02.96) US (60) Parent Application or Grant (63) Related by Continuation US 08/412,626 (CON) Filed on 29 March 1995 (29.03.95) (71) Applicant (for all designated States except US): MERCK & CO., INC. [US/US]; 126 East Lincoln Avenue, Rahway, NJ 07065 (US). (72) Inventor; and (75) Inventor/Applicant (for US only): deSOLMS, S., Jane [US/US]; 126 East Lincoln Avenue, Rahway, NJ 07065 (US). (74) Common Representative: MERCK & CO., INC.; 126 East Lincoln Avenue, Rahway, NJ 07065 (US).		(81) Designated States: AL, AM, AU, AZ, BB, BG, BR, BY, CA, CN, CZ, EE, GE, HU, IS, JP, KG, KR, KZ, LK, LR, LT, LV, MD, MG, MK, MN, MX, NO, NZ, PL, RO, RU, SG, SI, SK, TJ, TM, TR, TT, UA, US, UZ, VN, ARIPO patent (KE, LS, MW, SD, SZ, UG), Eurasian patent (AM, AZ, BY, KG, KZ, MD, RU, TJ, TM), European patent (AT, BE, CH, DE, DK, ES, FI, FR, GB, GR, IE, IT, LU, MC, NL, PT, SE), OAPI patent (BF, BJ, CF, CG, CI, CM, GA, GN, ML, MR, NE, SN, TD, TG). Published <i>Without international search report and to be republished upon receipt of that report.</i>
(54) Title: INHIBITORS OF FARNESYL-PROTEIN TRANSFERASE		
(57) Abstract <p>The present invention comprises analogs of the CA¹A²X motif of the protein Ras that is modified by farnesylation <i>in vivo</i>. These CA¹A²X analogs inhibit the farnesyl-protein transferase and the farnesylation of certain proteins. Furthermore, these CA¹A²X analogs differ from those previously described as inhibitors of farnesyl-protein transferase in that they do not have a thiol moiety. The lack of the thiol offers unique advantages in terms of improved pharmacokinetic behavior in animals, prevention of thiol-dependent chemical reactions, such as rapid autoxidation and disulfide formation with endogenous thiols, and reduced systemic toxicity. The compounds of the instant invention also incorporate a cyclic amine moiety in the A² position of the motif. Further contained in this invention are chemotherapeutic compositions containing these farnesyl transferase inhibitors and methods for their production.</p>		

FOR THE PURPOSES OF INFORMATION ONLY

Codes used to identify States party to the PCT on the front pages of pamphlets publishing international applications under the PCT.

AM	Armenia	GB	United Kingdom	MW	Malawi
AT	Austria	GE	Georgia	MX	Mexico
AU	Australia	GN	Guinea	NE	Niger
BB	Barbados	GR	Greece	NL	Netherlands
BE	Belgium	HU	Hungary	NO	Norway
BF	Burkina Faso	IE	Ireland	NZ	New Zealand
BG	Bulgaria	IT	Italy	PL	Poland
BJ	Benin	JP	Japan	PT	Portugal
BR	Brazil	KE	Kenya	RO	Romania
BY	Belarus	KG	Kyrgystan	RU	Russian Federation
CA	Canada	KP	Democratic People's Republic of Korea	SD	Sudan
CF	Central African Republic	KR	Republic of Korea	SE	Sweden
CG	Congo	KZ	Kazakhstan	SG	Singapore
CH	Switzerland	LI	Liechtenstein	SI	Slovenia
CI	Côte d'Ivoire	LK	Sri Lanka	SK	Slovakia
CM	Cameroon	LR	Liberia	SN	Senegal
CN	China	LT	Lithuania	SZ	Swaziland
CS	Czechoslovakia	LU	Luxembourg	TD	Chad
CZ	Czech Republic	LV	Latvia	TG	Togo
DE	Germany	MC	Monaco	TJ	Tajikistan
DK	Denmark	MD	Republic of Moldova	TT	Trinidad and Tobago
EE	Estonia	MG	Madagascar	UA	Ukraine
ES	Spain	ML	Mali	UG	Uganda
FI	Finland	MN	Mongolia	US	United States of America
FR	France	MR	Mauritania	UZ	Uzbekistan
GA	Gabon			VN	Viet Nam

- 1 -

TITLE OF THE INVENTION

INHIBITORS OF FARNESYL-PROTEIN TRANSFERASE

RELATED APPLICATION

5 The present patent application is a continuation-in-part application of copending application Serial No. 08/412,626, filed March 29, 1995.

BACKGROUND OF THE INVENTION

10 The Ras proteins (Ha-Ras, Ki4a-Ras, Ki4b-Ras and N-Ras) are part of a signalling pathway that links cell surface growth factor receptors to nuclear signals initiating cellular proliferation. Biological and biochemical studies of Ras action indicate that Ras functions like a G-regulatory protein. In the inactive state, Ras is bound to GDP. Upon
15 growth factor receptor activation Ras is induced to exchange GDP for GTP and undergoes a conformational change. The GTP-bound form of Ras propagates the growth stimulatory signal until the signal is terminated by the intrinsic GTPase activity of Ras, which returns the protein to its inactive GDP bound form (D.R. Lowy and D.M. Willumsen,
20 *Ann. Rev. Biochem.* 62:851-891 (1993)). Mutated *ras* genes (Ha-*ras*, Ki4a-*ras*, Ki4b-*ras* and N-*ras*) are found in many human cancers, including colorectal carcinoma, exocrine pancreatic carcinoma, and myeloid leukemias. The protein products of these genes are defective in their GTPase activity and constitutively transmit a growth stimulatory
25 signal.

 Ras must be localized to the plasma membrane for both normal and oncogenic functions. At least 3 post-translational modifications are involved with Ras membrane localization, and all 3 modifications occur at the C-terminus of Ras. The Ras C-terminus
30 contains a sequence motif termed a "CAAX" or "Cys-Aaa¹-Aaa²-Xaa" box (Cys is cysteine, Aaa is an aliphatic amino acid, the Xaa is any amino acid) (Willumsen *et al.*, *Nature* 310:583-586 (1984)). Depending on the specific sequence, this motif serves as a signal sequence for the enzymes farnesyl-protein transferase or geranylgeranyl-protein transferase, which

- 2 -

catalyze the alkylation of the cysteine residue of the CAAX motif with a C₁₅ or C₂₀ isoprenoid, respectively. (S. Clarke., *Ann. Rev. Biochem.* 61:355-386 (1992); W.R. Schafer and J. Rine, *Ann. Rev. Genetics* 30:209-237 (1992)). The Ras protein is one of several proteins that are known to
5 undergo post-translational farnesylation. Other farnesylated proteins include the Ras-related GTP-binding proteins such as Rho, fungal mating factors, the nuclear lamins, and the gamma subunit of transducin. James, et al., *J. Biol. Chem.* 269, 14182 (1994) have identified a peroxisome associated protein Pxf which is also farnesylated. James, et al., have also
10 suggested that there are farnesylated proteins of unknown structure and function in addition to those listed above.

Inhibition of farnesyl-protein transferase has been shown to block the growth of Ras-transformed cells in soft agar and to modify other aspects of their transformed phenotype. It has also been
15 demonstrated that certain inhibitors of farnesyl-protein transferase selectively block the processing of the Ras oncoprotein intracellularly (N.E. Kohl *et al.*, *Science*, 260:1934-1937 (1993) and G.L. James *et al.*, *Science*, 260:1937-1942 (1993). Recently, it has been shown that an inhibitor of farnesyl-protein transferase blocks the growth of *ras*-
20 dependent tumors in nude mice (N.E. Kohl *et al.*, *Proc. Natl. Acad. Sci U.S.A.*, 91:9141-9145 (1994) and induces regression of mammary and salivary carcinomas in *ras* transgenic mice (N.E. Kohl *et al.*, *Nature Medicine*, 1:792-797 (1995).

Indirect inhibition of farnesyl-protein transferase *in vivo* has
25 been demonstrated with lovastatin (Merck & Co., Rahway, NJ) and compactin (Hancock *et al.*, *ibid*; Casey *et al.*, *ibid*; Schafer *et al.*, *Science* 245:379 (1989)). These drugs inhibit HMG-CoA reductase, the rate limiting enzyme for the production of polyisoprenoids including farnesyl pyrophosphate. Farnesyl-protein transferase utilizes farnesyl
30 pyrophosphate to covalently modify the Cys thiol group of the Ras CAAX box with a farnesyl group (Reiss *et al.*, *Cell*, 62:81-88 (1990); Schaber *et al.*, *J. Biol. Chem.*, 265:14701-14704 (1990); Schafer *et al.*, *Science*, 249:1133-1139 (1990); Manne *et al.*, *Proc. Natl. Acad. Sci USA*, 87:7541-7545 (1990)). Inhibition of farnesyl pyrophosphate biosynthesis

- 3 -

by inhibiting HMG-CoA reductase blocks Ras membrane localization in cultured cells. However, direct inhibition of farnesyl-protein transferase would be more specific and attended by fewer side effects than would occur with the required dose of a general inhibitor of isoprene biosynthesis.

Inhibitors of farnesyl-protein transferase (FPTase) have been described in two general classes. The first are analogs of farnesyl diphosphate (FPP), while the second class of inhibitors is related to the protein substrates (e.g., Ras) for the enzyme. The peptide derived inhibitors that have been described are generally cysteine containing molecules that are related to the CAAX motif that is the signal for protein prenylation. (Schaber *et al.*, *ibid*; Reiss *et. al.*, *ibid*; Reiss *et al.*, *PNAS*, 88:732-736 (1991)). Such inhibitors may inhibit protein prenylation while serving as alternate substrates for the farnesyl-protein transferase enzyme, or may be purely competitive inhibitors (U.S. Patent 5,141,851, University of Texas; N.E. Kohl *et al.*, *Science*, 260:1934-1937 (1993); Graham, *et al.*, *J. Med. Chem.*, 37, 725 (1994)). In general, deletion of the thiol from a CAAX derivative has been shown to dramatically reduce the inhibitory potency of the compound. However, the thiol group potentially places limitations on the therapeutic application of FPTase inhibitors with respect to pharmacokinetics, pharmacodynamics and toxicity. Therefore, a functional replacement for the thiol is desirable.

It has recently been reported that farnesyl-protein transferase inhibitors are inhibitors of proliferation of vascular smooth muscle cells and are therefore useful in the prevention and therapy of arteriosclerosis and diabetic disturbance of blood vessels (JP H7-112930).

It has recently been disclosed that certain tricyclic compounds which optionally incorporate a piperidine moiety are inhibitors of FPTase (WO 95/10514, WO 95/10515 and WO 95/10516). Imidazole-containing inhibitors of farnesyl protein transferase have also been disclosed (WO 95/09001 and EP 0 675 112 A1).

It is, therefore, an object of this invention to develop tetrapeptide-based compounds that do not have a thiol moiety, and that will inhibit farnesyl-protein transferase and thus, the post-translational

- 4 -

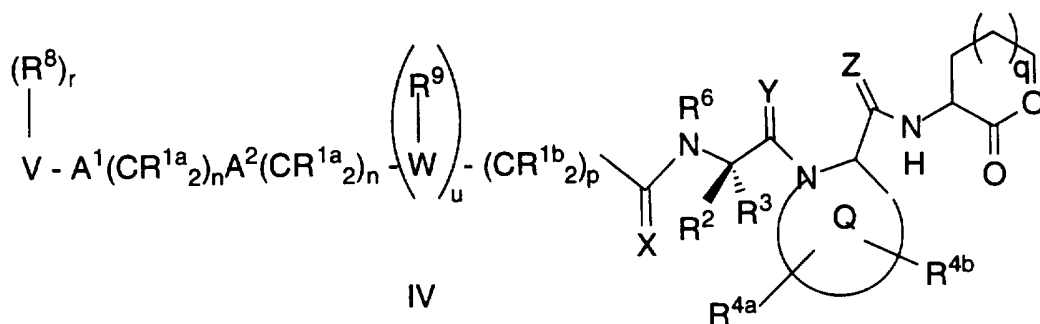
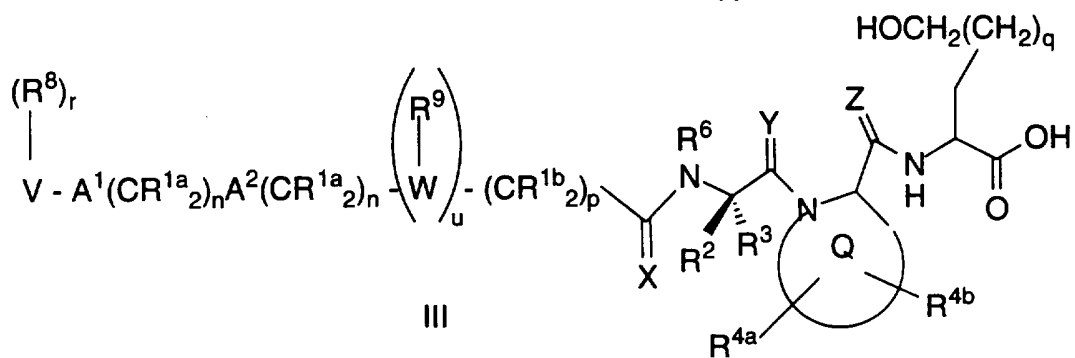
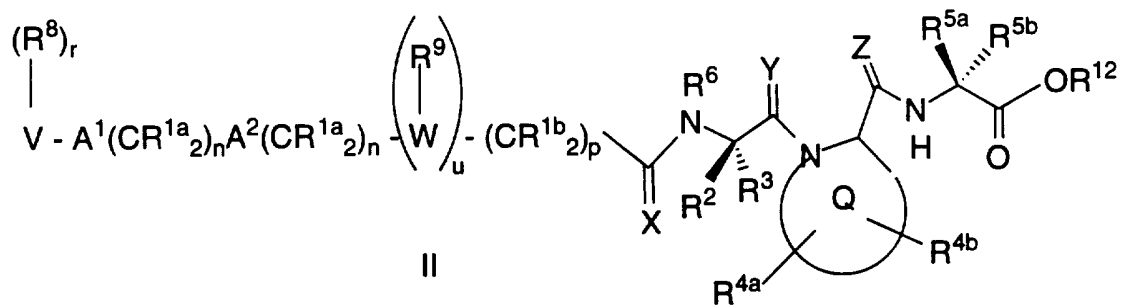
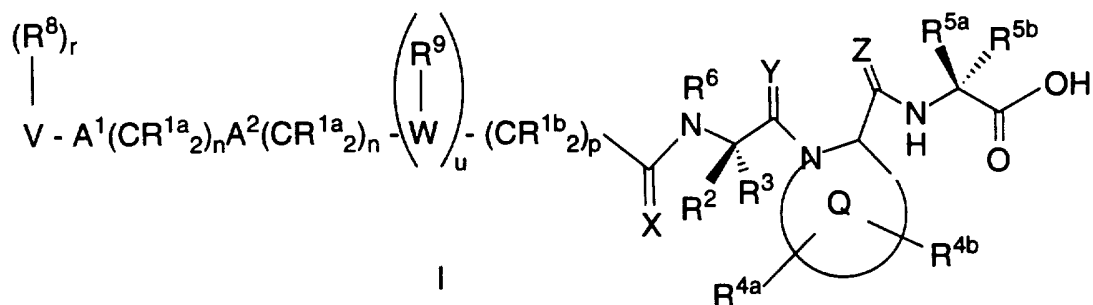
farnesylation of proteins. It is a further object of this invention to develop chemotherapeutic compositions containing the compounds of this invention and methods for producing the compounds of this invention.

5 SUMMARY OF THE INVENTION

The present invention comprises analogs of the CA¹A²X motif of the protein Ras that is modified by farnesylation *in vivo*. These CA¹A²X analogs inhibit the farnesylprotein transferase. Furthermore,
10 these CA¹A²X analogs differ from those previously described as inhibitors of farnesyl-protein transferase in that they do not have a thiol moiety. The lack of the thiol offers unique advantages in terms of improved pharmacokinetic behavior in animals, prevention of thiol-dependent chemical reactions, such as rapid autoxidation and disulfide
15 formation with endogenous thiols, and reduced systemic toxicity. The compounds of the instant invention also incorporate a cyclic amine moiety in the A² position of the motif. Further contained in this invention are chemotherapeutic compositions containing these farnesyl transferase inhibitors and methods for their production.

- 5 -

The compounds of this invention are illustrated by the formulae:

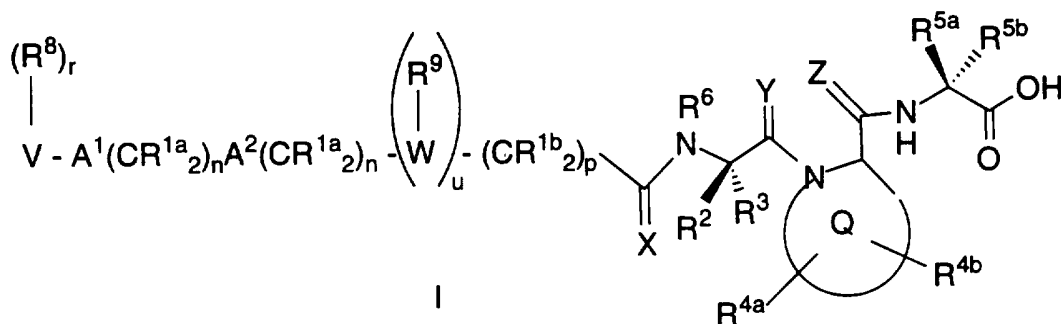


- 6 -

DETAILED DESCRIPTION OF THE INVENTION

The compounds of this invention inhibit the farnesyl-protein transferase. In a first embodiment of this invention, the farnesyl-protein transferase inhibitors are illustrated by the formula I:

5



wherein:

R^{1a} and R^{1b} are independently selected from:

- 10 a) hydrogen,
- b) aryl, heterocycle, cycloalkyl, alkenyl, alkynyl, R¹⁰O-,
R¹¹S(O)_m-, R¹⁰C(O)NR¹⁰-, CN, NO₂, (R¹⁰)₂N-
C(NR¹⁰)-, R¹⁰C(O)-, R¹⁰OC(O)-, N₃, -N(R¹⁰)₂, or
R¹¹OC(O)NR¹⁰-,
- 15 c) C₁-C₆ alkyl unsubstituted or substituted by aryl,
heterocyclic, cycloalkyl, alkenyl, alkynyl, R¹⁰O-,
R¹¹S(O)_m-, R¹⁰C(O)NR¹⁰-, CN, (R¹⁰)₂N-C(NR¹⁰)-,
R¹⁰C(O)-, R¹⁰OC(O)-, N₃, -N(R¹⁰)₂, or R¹¹OC(O)-
NR¹⁰-;
- 20 R² and R³ are independently selected from:
- a) a side chain of a naturally occurring amino acid,
- b) an oxidized form of a side chain of a naturally occurring
amino acid which is:
- i) methionine sulfoxide, or
- 25 ii) methionine sulfone, and
- c) substituted or unsubstituted C₁-C₂₀ alkyl, C₂-C₂₀ alkenyl,
C₃-C₁₀ cycloalkyl, aryl or heterocyclic group,
wherein the substituent is selected from F, Cl, Br,
N(R¹⁰)₂, NO₂, R¹⁰O-, R¹¹S(O)_m-, R¹⁰C(O)NR¹⁰-,

- 7 -

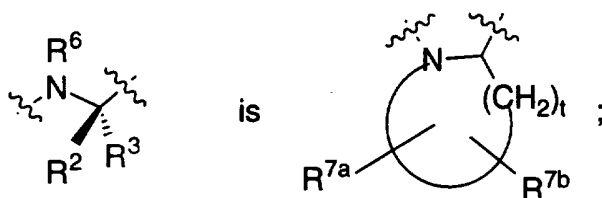
CN, $(R^{10})_2N-C(NR^{10})-$, $R^{10}C(O)-$, $R^{10}OC(O)-$, N_3 ,
 $-N(R^{10})_2$, $R^{11}OC(O)NR^{10}-$ and C₁-C₂₀ alkyl, and

- d) C₁-C₆ alkyl substituted with an unsubstituted or substituted group selected from aryl, heterocycle and C₃-C₁₀ cycloalkyl; or

R^2 and R^3 are combined to form $-(CH_2)_s-$; or

R^2 or R^3 are combined with R^6 to form a ring such that

10



R^{4a} , R^{4b} , R^{7a} and R^{7b} are independently selected from:

- a) hydrogen,
 b) C₁-C₆ alkyl unsubstituted or substituted by alkenyl, $R^{10}O-$, $R^{11}S(O)_m-$, $R^{10}C(O)NR^{10}-$, CN, N_3 , $(R^{10})_2N-C(NR^{10})-$, $R^{10}C(O)-$, $R^{10}OC(O)-$, $-N(R^{10})_2$, or $R^{11}OC(O)NR^{10}-$,
 c) aryl, heterocycle, cycloalkyl, alkenyl, $R^{10}O-$, $R^{11}S(O)_m-$, $R^{10}C(O)NR^{10}-$, CN, NO_2 , $(R^{10})_2N-C(NR^{10})-$, $R^{10}C(O)-$, $R^{10}OC(O)-$, N_3 , $-N(R^{10})_2$, or $R^{11}OC(O)NR^{10}-$, and
 d) C₁-C₆ alkyl substituted with an unsubstituted or substituted group selected from aryl, heterocyclic and C₃-C₁₀ cycloalkyl;

25

R^{5a} and R^{5b} are independently selected from:

- a) a side chain of a naturally occurring amino acid,
 b) an oxidized form of a side chain of a naturally occurring amino acid which is:
 i) methionine sulfoxide, or
 ii) methionine sulfone,

30

- 8 -

- c) substituted or unsubstituted C₁-C₂₀ alkyl, C₂-C₂₀ alkenyl, C₃-C₁₀ cycloalkyl, aryl or heterocycle group,
 wherein the substituent is selected from F, Cl, Br,
 (R¹⁰)₂NC(O)-, NO₂, R¹⁰O-, R¹¹S(O)_m-,
 5 R¹⁰C(O)NR¹⁰-, CN, (R¹⁰)₂N-C(NR¹⁰)-, R¹⁰C(O)-,
 R¹⁰OC(O)-, N₃, -N(R¹⁰)₂, R¹¹OC(O)NR¹⁰- and
 C₁-C₂₀ alkyl,
- d) C₁-C₆ alkyl substituted with an unsubstituted or
 substituted group selected from aryl, heterocycle and C₃-
 10 C₁₀ cycloalkyl; or

R^{5a} and R^{5b} are combined to form - (CH₂)_s - wherein one of the carbon
 atoms is optionally replaced by a moiety selected from: O, S(O)_m,
 -NC(O)-, and -N(COR¹⁰)- ;

15

R⁶ is independently selected from hydrogen or C₁-C₆ alkyl;

R⁸ is independently selected from:

- a) hydrogen,
- 20 b) aryl, heterocycle, cycloalkyl, alkenyl, alkynyl,
 perfluoroalkyl, F, Cl, Br, R¹⁰O-, R¹¹S(O)_m-,
 R¹⁰C(O)NR¹⁰-, CN, NO₂, R¹⁰₂N-C(NR¹⁰)-, R¹⁰C(O)-,
 R¹⁰OC(O)-, N₃, -N(R¹⁰)₂, or R¹¹OC(O)NR¹⁰-, and
- c) C₁-C₆ alkyl unsubstituted or substituted by aryl,
 25 heterocycle, cycloalkyl, alkenyl, alkynyl, perfluoroalkyl, F,
 Cl, Br, R¹⁰O-, R¹¹S(O)_m-, R¹⁰C(O)NH-, CN, H₂N-
 C(NH)-, R¹⁰C(O)-, R¹⁰OC(O)-, N₃, -N(R¹⁰)₂, or
 R¹⁰OC(O)NH-;

30 R⁹ is selected from:

- a) hydrogen,
- b) alkenyl, alkynyl, perfluoroalkyl, F, Cl, Br, R¹⁰O-,
 R¹¹S(O)_m-, R¹⁰C(O)NR¹⁰-, CN, NO₂, (R¹⁰)₂N-C-

- 9 -

(NR¹⁰)-, R¹⁰C(O)-, R¹⁰OC(O)-, N₃, -N(R¹⁰)₂, or
R¹¹OC(O)NR¹⁰-, and

- 5 c) C₁-C₆ alkyl unsubstituted or substituted by perfluoroalkyl,
F, Cl, Br, R¹⁰O-, R¹¹S(O)_m-, R¹⁰C(O)NR¹⁰-, CN,
(R¹⁰)₂N-C(NR¹⁰)-, R¹⁰C(O)-, R¹⁰OC(O)-, N₃, -N(R¹⁰)₂,
or R¹¹OC(O)NR¹⁰-;

R¹⁰ is independently selected from hydrogen, C₁-C₆ alkyl, benzyl and
10 aryl;

R¹¹ is independently selected from C₁-C₆ alkyl and aryl;

A¹ and A² are independently selected from: a bond, -CH=CH-, -C≡C-,
-C(O)-, -C(O)NR¹⁰-, -NR¹⁰C(O)-, O, -N(R¹⁰)-,
15 -S(O)₂N(R¹⁰)-, -N(R¹⁰)S(O)₂-, or S(O)_m;

Q is a substituted or unsubstituted nitrogen-containing C₆-C₉ bicyclic
ring system, wherein the non-nitrogen containing ring is selected from an
aromatic ring and a heterocycle;

20

V is selected from:

- a) hydrogen,
b) heterocycle,
c) aryl,
25 d) C₁-C₂₀ alkyl wherein from 0 to 4 carbon atoms are replaced
with a heteroatom selected from O, S, and N, and
e) C₂-C₂₀ alkenyl,

provided that V is not hydrogen if A¹ is S(O)_m and V is not hydrogen if
A¹ is a bond, n is 0 and A² is S(O)_m;

30

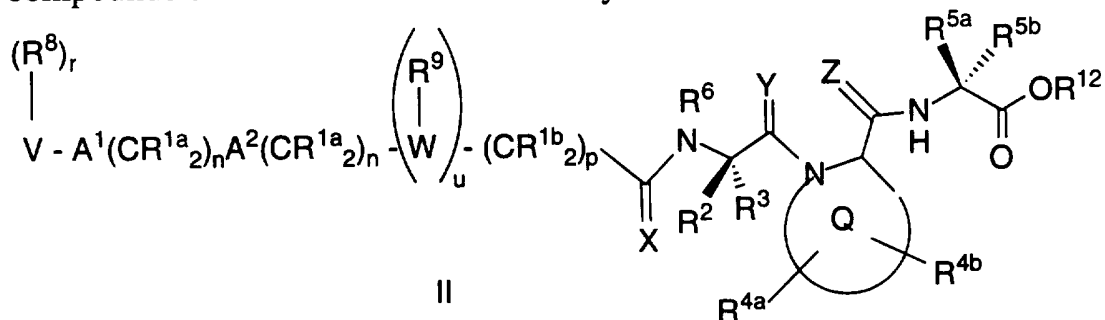
W is a heterocycle;

X, Y and Z are independently H₂ or O;

- 10 -

- m is 0, 1 or 2;
 n is 0, 1, 2, 3 or 4;
 p is 0, 1, 2, 3 or 4;
 r is 0 to 5, provided that r is 0 when V is hydrogen;
 5 s is 4 or 5;
 t is 3, 4 or 5; and
 u is 0 or 1;
 or the pharmaceutically acceptable salts thereof.

10 In a second embodiment of this invention the prodrugs of compounds of formula I are illustrated by the formula II:



wherein:

- 15 R^{1a} and R^{1b} are independently selected from:
- a) hydrogen,
 - b) aryl, heterocycle, cycloalkyl, alkenyl, alkynyl, R¹⁰O-, R¹¹S(O)_m-, R¹⁰C(O)NR¹⁰-, CN, NO₂, (R¹⁰)₂N-C(NR¹⁰)-, R¹⁰C(O)-, R¹⁰OC(O)-, N₃, -N(R¹⁰)₂,
 20 or R¹¹OC(O)NR¹⁰-,
 - c) C₁-C₆ alkyl unsubstituted or substituted by aryl, heterocyclic, cycloalkyl, alkenyl, alkynyl, R¹⁰O-, R¹¹S(O)_m-, R¹⁰C(O)NR¹⁰-, CN, (R¹⁰)₂N-C(NR¹⁰)-, R¹⁰C(O)-, R¹⁰OC(O)-, N₃, -N(R¹⁰)₂, or R¹¹OC(O)-
 25 NR¹⁰-;

R² and R³ are independently selected from:

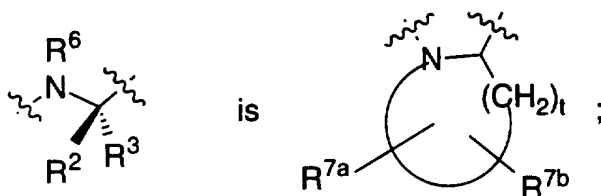
- a) a side chain of a naturally occurring amino acid,

- 11 -

- b) an oxidized form of a side chain of a naturally occurring amino acid which is:
- i) methionine sulfoxide, or
 - ii) methionine sulfone, and
- 5 c) substituted or unsubstituted C₁-C₂₀ alkyl, C₂-C₂₀ alkenyl, C₃-C₁₀ cycloalkyl, aryl or heterocyclic group,
wherein the substituent is selected from F, Cl, Br, N(R¹⁰)₂, NO₂, R¹⁰O-, R¹¹S(O)_m-, R¹⁰C(O)NR¹⁰-, CN, (R¹⁰)₂N-C(NR¹⁰)-, R¹⁰C(O)-, R¹⁰OC(O)-, N₃,
10 -N(R¹⁰)₂, R¹¹OC(O)NR¹⁰- and C₁-C₂₀ alkyl, and
- d) C₁-C₆ alkyl substituted with an unsubstituted or substituted group selected from aryl, heterocycle and C₃-C₁₀ cycloalkyl; or

15 R² and R³ are combined to form - (CH₂)_s - ; or

R² or R³ are combined with R⁶ to form a ring such that



20

R^{4a}, R^{4b}, R^{7a} and R^{7b} are independently selected from:

- a) hydrogen,
- b) C₁-C₆ alkyl unsubstituted or substituted by alkenyl, R¹⁰O-, R¹¹S(O)_m-, R¹⁰C(O)NR¹⁰-, CN, N₃, (R¹⁰)₂N-C(NR¹⁰)-,
25 R¹⁰C(O)-, R¹⁰OC(O)-, -N(R¹⁰)₂, or R¹¹OC(O)NR¹⁰-,
- c) aryl, heterocycle, cycloalkyl, alkenyl, R¹⁰O-, R¹¹S(O)_m-, R¹⁰C(O)NR¹⁰-, CN, NO₂, (R¹⁰)₂N-C(NR¹⁰)-, R¹⁰C(O)-, R¹⁰OC(O)-, N₃, -N(R¹⁰)₂,
or R¹¹OC(O)NR¹⁰-, and

- 12 -

- d) C₁-C₆ alkyl substituted with an unsubstituted or substituted group selected from aryl, heterocyclic and C₃-C₁₀ cycloalkyl;
- 5 R^{5a} and R^{5b} are independently selected from:
- a) a side chain of a naturally occurring amino acid,
 - b) an oxidized form of a side chain of a naturally occurring amino acid which is:
 - 10 i) methionine sulfoxide, or
 - ii) methionine sulfone,
 - c) substituted or unsubstituted C₁-C₂₀ alkyl, C₂-C₂₀ alkenyl, C₃-C₁₀ cycloalkyl, aryl or heterocycle group,

wherein the substituent is selected from F, Cl, Br, (R¹⁰)₂NC(O)-, NO₂, R¹⁰O-, R¹¹S(O)_m-, R¹⁰C(O)NR¹⁰-, CN, (R¹⁰)₂N-C(NR¹⁰)-, R¹⁰C(O)-, R¹⁰OC(O)-, N₃, -N(R¹⁰)₂, R¹¹OC(O)NR¹⁰- and C₁-C₂₀ alkyl,
 - d) C₁-C₆ alkyl substituted with an unsubstituted or substituted group selected from aryl, heterocycle and C₃-C₁₀ cycloalkyl; or

25 R^{5a} and R^{5b} are combined to form - (CH₂)_s - wherein one of the carbon atoms is optionally replaced by a moiety selected from: O, S(O)_m, -NC(O)-, and -N(COR¹⁰)- ;

R⁶ is independently selected from hydrogen or C₁-C₆ alkyl;

R⁸ is independently selected from:

- a) hydrogen,
- 30 b) aryl, heterocycle, cycloalkyl, alkenyl, alkynyl, perfluoroalkyl, F, Cl, Br, R¹⁰O-, R¹¹S(O)_m-, R¹⁰C(O)NR¹⁰-, CN, NO₂, R¹⁰₂N-C(NR¹⁰)-, R¹⁰C(O)-, R¹⁰OC(O)-, N₃, -N(R¹⁰)₂, or R¹¹OC(O)NR¹⁰-, and

- 13 -

- 5 c) C₁-C₆ alkyl unsubstituted or substituted by aryl, heterocycle, cycloalkyl, alkenyl, alkynyl, perfluoroalkyl, F, Cl, Br, R¹⁰O-, R¹¹S(O)_m-, R¹⁰C(O)NH-, CN, H₂N-C(NH)-, R¹⁰C(O)-, R¹⁰OC(O)-, N₃, -N(R¹⁰)₂, or R¹⁰OC(O)NH-;

R⁹ is selected from:

- 10 a) hydrogen,
b) alkenyl, alkynyl, perfluoroalkyl, F, Cl, Br, R¹⁰O-, R¹¹S(O)_m-, R¹⁰C(O)NR¹⁰-, CN, NO₂, (R¹⁰)₂N-C(NR¹⁰)-, R¹⁰C(O)-, R¹⁰OC(O)-, N₃, -N(R¹⁰)₂, or R¹¹OC(O)NR¹⁰-, and
15 c) C₁-C₆ alkyl unsubstituted or substituted by perfluoroalkyl, F, Cl, Br, R¹⁰O-, R¹¹S(O)_m-, R¹⁰C(O)NR¹⁰-, CN, (R¹⁰)₂N-C(NR¹⁰)-, R¹⁰C(O)-, R¹⁰OC(O)-, N₃, -N(R¹⁰)₂, or R¹¹OC(O)NR¹⁰-;

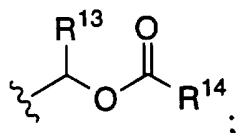
20 R¹⁰ is independently selected from hydrogen, C₁-C₆ alkyl, benzyl and aryl;

R¹¹ is independently selected from C₁-C₆ alkyl and aryl;

R¹² is

- 25 a) substituted or unsubstituted C₁-C₈ alkyl, substituted or unsubstituted C₅-C₈ cycloalkyl, or substituted or unsubstituted cyclic amine, wherein the substituted alkyl, cycloalkyl or cyclic amine is substituted with 1 or 2 substituents independently selected from:
30 1) C₁-C₆ alkyl,
2) aryl,
3) heterocycle,
4) -N(R¹¹)₂,
5) -OR¹⁰, or
b)

- 14 -



R^{13} is independently selected from hydrogen and $\text{C}_1\text{-C}_6$ alkyl;

5 R^{14} is independently selected from $\text{C}_1\text{-C}_6$ alkyl;

A^1 and A^2 are independently selected from: a bond, $-\text{CH}=\text{CH}-$, $-\text{C}\equiv\text{C}-$, $-\text{C}(\text{O})-$, $-\text{C}(\text{O})\text{NR}^{10}-$, $-\text{NR}^{10}\text{C}(\text{O})-$, O , $-\text{N}(\text{R}^{10})-$, $-\text{S}(\text{O})_2\text{N}(\text{R}^{10})-$, $-\text{N}(\text{R}^{10})\text{S}(\text{O})_2-$, or $\text{S}(\text{O})_m$;

10

Q is a substituted or unsubstituted nitrogen-containing $\text{C}_6\text{-C}_9$ bicyclic ring system, wherein the non-nitrogen containing ring is selected from an aromatic ring and a heterocycle;

15 V is selected from:

- a) hydrogen,
- b) heterocycle,
- c) aryl,
- d) $\text{C}_1\text{-C}_{20}$ alkyl wherein from 0 to 4 carbon atoms are replaced with a heteroatom selected from O, S, and N, and
- e) $\text{C}_2\text{-C}_{20}$ alkenyl,

20

provided that V is not hydrogen if A^1 is $\text{S}(\text{O})_m$ and V is not hydrogen if A^1 is a bond, n is 0 and A^2 is $\text{S}(\text{O})_m$;

25 W is a heterocycle;

X , Y and Z are independently H_2 or O ;

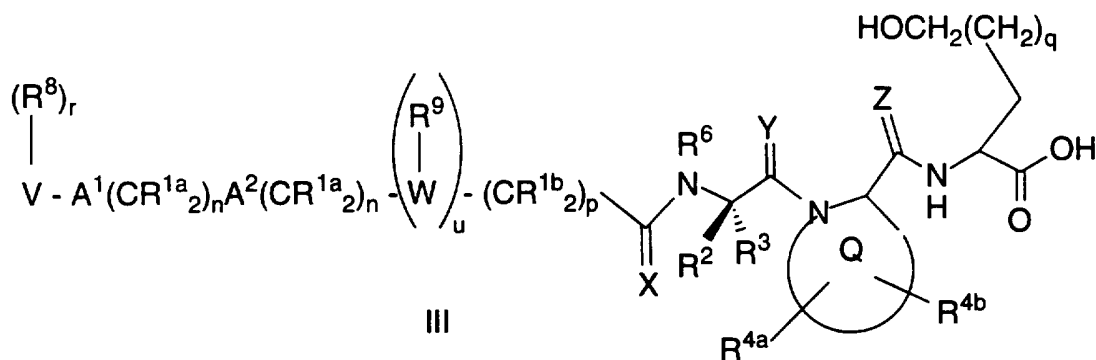
30 m is 0, 1 or 2;
 n is 0, 1, 2, 3 or 4;
 p is 0, 1, 2, 3 or 4;
 r is 0 to 5, provided that r is 0 when V is hydrogen;

- 15 -

s is 4 or 5;
 t is 3, 4 or 5; and
 u is 0 or 1;
 or the pharmaceutically acceptable salts thereof.

5

In a third embodiment of this invention, the inhibitors of farnesyl transferase are illustrated by the formula III:



10

wherein:

R^{1a} and R^{1b} are independently selected from:

- a) hydrogen,
- b) aryl, heterocycle, cycloalkyl, alkenyl, alkynyl, R¹⁰O-, R¹¹S(O)_m-, R¹⁰C(O)NR¹⁰-, CN, NO₂, (R¹⁰)₂N-C(NR¹⁰)-, R¹⁰C(O)-, R¹⁰OC(O)-, N₃, -N(R¹⁰)₂, or R¹¹OC(O)NR¹⁰-,
- c) C₁-C₆ alkyl unsubstituted or substituted by aryl, heterocyclic, cycloalkyl, alkenyl, alkynyl, R¹⁰O-, R¹¹S(O)_m-, R¹⁰C(O)NR¹⁰-, CN, (R¹⁰)₂N-C(NR¹⁰)-, R¹⁰C(O)-, R¹⁰OC(O)-, N₃, -N(R¹⁰)₂, or R¹¹OC(O)NR¹⁰-;

20

R² and R³ are independently selected from:

- a) a side chain of a naturally occurring amino acid,
- b) an oxidized form of a side chain of a naturally occurring amino acid which is:
- i) methionine sulfoxide, or

25

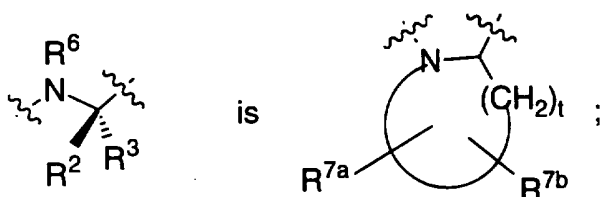
- 16 -

- ii) methionine sulfone, and
- c) substituted or unsubstituted C₁-C₂₀ alkyl, C₂-C₂₀ alkenyl, C₃-C₁₀ cycloalkyl, aryl or heterocyclic group,
 wherein the substituent is selected from F, Cl, Br,
 5 N(R¹⁰)₂, NO₂, R¹⁰O-, R¹¹S(O)_m-, R¹⁰C(O)NR¹⁰-,
 CN, (R¹⁰)₂N-C(NR¹⁰)-, R¹⁰C(O)-, R¹⁰OC(O)-, N₃,
 -N(R¹⁰)₂, R¹¹OC(O)NR¹⁰- and C₁-C₂₀ alkyl, and
- d) C₁-C₆ alkyl substituted with an unsubstituted or
 10 substituted group selected from aryl, heterocycle and C₃-
 C₁₀ cycloalkyl; or

R² and R³ are combined to form - (CH₂)_s - ; or

R² or R³ are combined with R⁶ to form a ring such that

15



R^{4a}, R^{4b}, R^{7a} and R^{7b} are independently selected from:

- a) hydrogen,
- 20 b) C₁-C₆ alkyl unsubstituted or substituted by alkenyl, R¹⁰O-,
 R¹¹S(O)_m-, R¹⁰C(O)NR¹⁰-, CN, N₃, (R¹⁰)₂N-C(NR¹⁰)-,
 R¹⁰C(O)-, R¹⁰OC(O)-, -N(R¹⁰)₂, or R¹¹OC(O)NR¹⁰-,
- c) aryl, heterocycle, cycloalkyl, alkenyl, R¹⁰O-,
 R¹¹S(O)_m-, R¹⁰C(O)NR¹⁰-, CN, NO₂, (R¹⁰)₂N-
 25 C(NR¹⁰)-, R¹⁰C(O)-, R¹⁰OC(O)-, N₃, -N(R¹⁰)₂,
 or R¹¹OC(O)NR¹⁰-, and
- d) C₁-C₆ alkyl substituted with an unsubstituted or
 30 substituted group selected from aryl, heterocyclic and
 C₃-C₁₀ cycloalkyl;

30

R⁶ is independently selected from hydrogen or C₁-C₆ alkyl;

- 17 -

R⁸ is independently selected from:

- 5 a) hydrogen,
 b) aryl, heterocycle, cycloalkyl, alkenyl, alkynyl,
 perfluoroalkyl, F, Cl, Br, R¹⁰O-, R¹¹S(O)_m-,
 R¹⁰C(O)NR¹⁰-, CN, NO₂, R¹⁰₂N-C(NR¹⁰)-, R¹⁰C(O)-,
 R¹⁰OC(O)-, N₃, -N(R¹⁰)₂, or R¹¹OC(O)NR¹⁰-, and
 10 c) C₁-C₆ alkyl unsubstituted or substituted by aryl,
 heterocycle, cycloalkyl, alkenyl, alkynyl, perfluoroalkyl, F,
 Cl, Br, R¹⁰O-, R¹¹S(O)_m-, R¹⁰C(O)NH-, CN, H₂N-
 C(NH)-, R¹⁰C(O)-, R¹⁰OC(O)-, N₃, -N(R¹⁰)₂, or
 R¹⁰OC(O)NH-;

R⁹ is selected from:

- 15 a) hydrogen,
 b) alkenyl, alkynyl, perfluoroalkyl, F, Cl, Br, R¹⁰O-,
 R¹¹S(O)_m-, R¹⁰C(O)NR¹⁰-, CN, NO₂, (R¹⁰)₂N-C-
 (NR¹⁰)-, R¹⁰C(O)-, R¹⁰OC(O)-, N₃, -N(R¹⁰)₂, or
 R¹¹OC(O)NR¹⁰-, and
 20 c) C₁-C₆ alkyl unsubstituted or substituted by perfluoroalkyl,
 F, Cl, Br, R¹⁰O-, R¹¹S(O)_m-, R¹⁰C(O)NR¹⁰-, CN,
 (R¹⁰)₂N-C(NR¹⁰)-, R¹⁰C(O)-, R¹⁰OC(O)-, N₃, -N(R¹⁰)₂,
 or R¹¹OC(O)NR¹⁰-;

25 R¹⁰ is independently selected from hydrogen, C₁-C₆ alkyl, benzyl and
 aryl;

R¹¹ is independently selected from C₁-C₆ alkyl and aryl;

30 A¹ and A² are independently selected from: a bond, -CH=CH-, -C≡C-,
 -C(O)-, -C(O)NR¹⁰-, -NR¹⁰C(O)-, O, -N(R¹⁰)-,
 -S(O)₂N(R¹⁰)-, -N(R¹⁰)S(O)₂-, or S(O)_m;

- 18 -

Q is a substituted or unsubstituted nitrogen-containing C₆-C₉ bicyclic ring system, wherein the non-nitrogen containing ring is selected from an aromatic ring and a heterocycle;

5 V is selected from:

- a) hydrogen,
- b) heterocycle,
- c) aryl,
- d) C₁-C₂₀ alkyl wherein from 0 to 4 carbon atoms are replaced
- 10 with a heteroatom selected from O, S, and N, and
- e) C₂-C₂₀ alkenyl,

provided that V is not hydrogen if A¹ is S(O)_m and V is not hydrogen if A¹ is a bond, n is 0 and A² is S(O)_m;

15 W is a heterocycle;

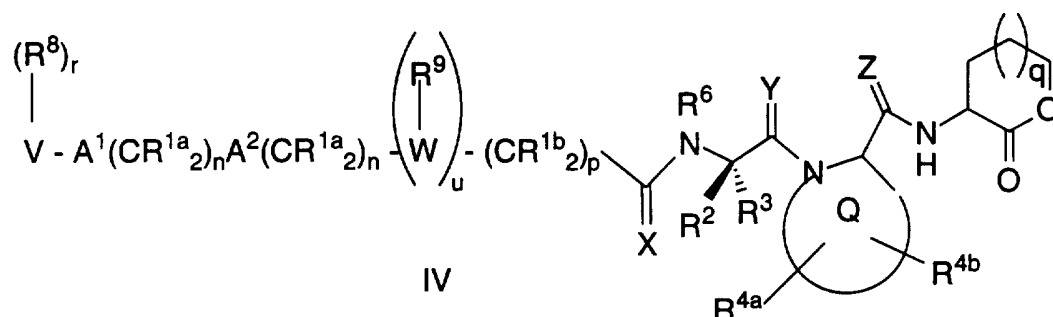
X, Y and Z are independently H₂ or O;

- m is 0, 1 or 2;
- 20 n is 0, 1, 2, 3 or 4;
- p is 0, 1, 2, 3 or 4;
- q is 0, 1 or 2;
- r is 0 to 5, provided that r is 0 when V is hydrogen;
- s is 4 or 5;
- 25 t is 3, 4 or 5; and
- u is 0 or 1;

or the pharmaceutically acceptable salts thereof.

30 In a fourth embodiment of this invention the prodrugs of compounds of formula III are illustrated by the formula IV:

- 19 -



wherein:

R^{1a} and R^{1b} are independently selected from:

- a) hydrogen,
- 5 b) aryl, heterocycle, cycloalkyl, alkenyl, alkynyl, $R^{10}O-$, $R^{11}S(O)_m-$, $R^{10}C(O)NR^{10}-$, CN , NO_2 , $(R^{10})_2N-C(NR^{10})-$, $R^{10}C(O)-$, $R^{10}OC(O)-$, N_3 , $-N(R^{10})_2$, or $R^{11}OC(O)NR^{10}-$,
- 10 c) C_1 - C_6 alkyl unsubstituted or substituted by aryl, heterocyclic, cycloalkyl, alkenyl, alkynyl, $R^{10}O-$, $R^{11}S(O)_m-$, $R^{10}C(O)NR^{10}-$, CN , $(R^{10})_2N-C(NR^{10})-$, $R^{10}C(O)-$, $R^{10}OC(O)-$, N_3 , $-N(R^{10})_2$, or $R^{11}OC(O)NR^{10}-$;
- 15 R^2 and R^3 are independently selected from:
 - a) a side chain of a naturally occurring amino acid,
 - b) an oxidized form of a side chain of a naturally occurring amino acid which is:
 - 20 i) methionine sulfoxide, or
 - ii) methionine sulfone, and
 - c) substituted or unsubstituted C_1 - C_{20} alkyl, C_2 - C_{20} alkenyl, C_3 - C_{10} cycloalkyl, aryl or heterocyclic group,

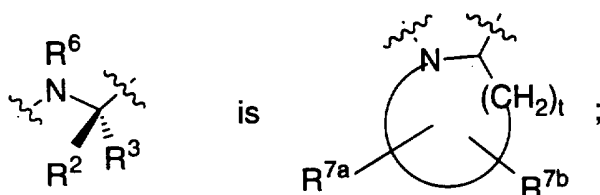
wherein the substituent is selected from F , Cl , Br , $N(R^{10})_2$, NO_2 , $R^{10}O-$, $R^{11}S(O)_m-$, $R^{10}C(O)NR^{10}-$, CN , $(R^{10})_2N-C(NR^{10})-$, $R^{10}C(O)-$, $R^{10}OC(O)-$, N_3 , $-N(R^{10})_2$, $R^{11}OC(O)NR^{10}-$ and C_1 - C_{20} alkyl, and
 - 25 d) C_1 - C_6 alkyl substituted with an unsubstituted or substituted group selected from aryl, heterocycle and C_3 - C_{10} cycloalkyl; or

- 20 -

R² and R³ are combined to form $-(\text{CH}_2)_s-$; or

R² or R³ are combined with R⁶ to form a ring such that

5



R^{4a}, R^{4b}, R^{7a} and R^{7b} are independently selected from:

- 10 a) hydrogen,
 b) C₁-C₆ alkyl unsubstituted or substituted by alkenyl, R¹⁰O-, R¹¹S(O)_m-, R¹⁰C(O)NR¹⁰-, CN, N₃, (R¹⁰)₂N-C(NR¹⁰)-, R¹⁰C(O)-, R¹⁰OC(O)-, -N(R¹⁰)₂, or R¹¹OC(O)NR¹⁰-,
 15 c) aryl, heterocycle, cycloalkyl, alkenyl, R¹⁰O-, R¹¹S(O)_m-, R¹⁰C(O)NR¹⁰-, CN, NO₂, (R¹⁰)₂N-C(NR¹⁰)-, R¹⁰C(O)-, R¹⁰OC(O)-, N₃, -N(R¹⁰)₂, or R¹¹OC(O)NR¹⁰-, and
 d) C₁-C₆ alkyl substituted with an unsubstituted or substituted group selected from aryl, heterocyclic and C₃-C₁₀ cycloalkyl;

20

R⁶ is independently selected from hydrogen or C₁-C₆ alkyl;

R⁸ is independently selected from:

- 25 a) hydrogen,
 b) aryl, heterocycle, cycloalkyl, alkenyl, alkynyl, perfluoroalkyl, F, Cl, Br, R¹⁰O-, R¹¹S(O)_m-, R¹⁰C(O)NR¹⁰-, CN, NO₂, R¹⁰₂N-C(NR¹⁰)-, R¹⁰C(O)-, R¹⁰OC(O)-, N₃, -N(R¹⁰)₂, or R¹¹OC(O)NR¹⁰-, and
 30 c) C₁-C₆ alkyl unsubstituted or substituted by aryl, heterocycle, cycloalkyl, alkenyl, alkynyl, perfluoroalkyl, F, Cl, Br, R¹⁰O-, R¹¹S(O)_m-, R¹⁰C(O)NH-, CN, H₂N-

- 21 -

C(NH)-, R¹⁰C(O)-, R¹⁰OC(O)-, N₃, -N(R¹⁰)₂, or R¹⁰OC(O)NH-;

R⁹ is selected from:

- 5 a) hydrogen,
- b) alkenyl, alkynyl, perfluoroalkyl, F, Cl, Br, R¹⁰O-, R¹¹S(O)_m-, R¹⁰C(O)NR¹⁰-, CN, NO₂, (R¹⁰)₂N-C-(NR¹⁰)-, R¹⁰C(O)-, R¹⁰OC(O)-, N₃, -N(R¹⁰)₂, or R¹¹OC(O)NR¹⁰-, and
- 10 c) C₁-C₆ alkyl unsubstituted or substituted by perfluoroalkyl, F, Cl, Br, R¹⁰O-, R¹¹S(O)_m-, R¹⁰C(O)NR¹⁰-, CN, (R¹⁰)₂N-C(NR¹⁰)-, R¹⁰C(O)-, R¹⁰OC(O)-, N₃, -N(R¹⁰)₂, or R¹¹OC(O)NR¹⁰-;
- 15 R¹⁰ is independently selected from hydrogen, C₁-C₆ alkyl, benzyl and aryl;

R¹¹ is independently selected from C₁-C₆ alkyl and aryl;

- 20 A¹ and A² are independently selected from: a bond, -CH=CH-, -C≡C-, -C(O)-, -C(O)NR¹⁰-, -NR¹⁰C(O)-, O, -N(R¹⁰)-, -S(O)₂N(R¹⁰)-, -N(R¹⁰)S(O)₂-, or S(O)_m;

- 25 Q is a substituted or unsubstituted nitrogen-containing C₆-C₉ bicyclic ring system, wherein the non-nitrogen containing ring is selected from an aromatic ring and a heterocycle;

V is selected from:

- 30 a) hydrogen,
- b) heterocycle,
- c) aryl,
- d) C₁-C₂₀ alkyl wherein from 0 to 4 carbon atoms are replaced with a heteroatom selected from O, S, and N, and
- e) C₂-C₂₀ alkenyl,

- 22 -

provided that V is not hydrogen if A¹ is S(O)_m and V is not hydrogen if A¹ is a bond, n is 0 and A² is S(O)_m;

W is a heterocycle;

5

X, Y and Z are independently H₂ or O;

m is 0, 1 or 2;

n is 0, 1, 2, 3 or 4;

10 p is 0, 1, 2, 3 or 4;

q is 0, 1 or 2;

r is 0 to 5, provided that r is 0 when V is hydrogen;

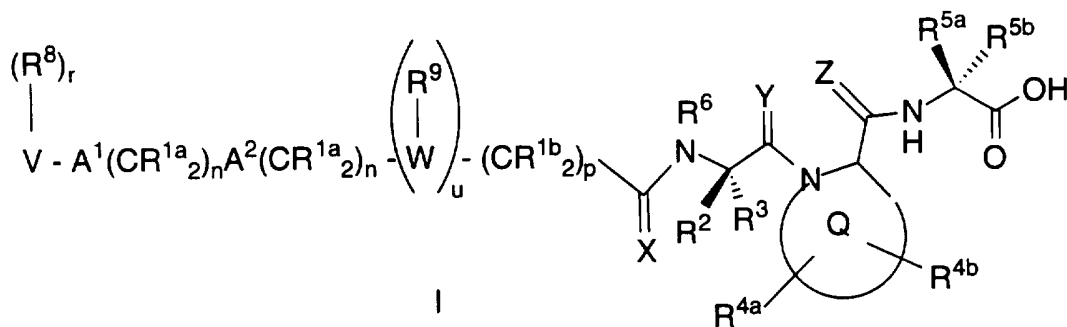
s is 4 or 5;

t is 3, 4 or 5; and

15 u is 0 or 1;

or the pharmaceutically acceptable salts thereof.

20 In a more preferred embodiment of this invention, the Ras farnesyl transferase inhibitors are illustrated by the Formula I:



wherein:

25 R^{1a} is independently selected from: hydrogen or C₁-C₆ alkyl;

R^{1b} is independently selected from:

a) hydrogen,

- 23 -

- b) aryl, heterocycle, cycloalkyl, $R^{10}O-$, $-N(R^{10})_2$ or alkenyl,
 c) C_1-C_6 alkyl unsubstituted or substituted by aryl,
 heterocycle, cycloalkyl, alkenyl, $R^{10}O-$, or $-N(R^{10})_2$;

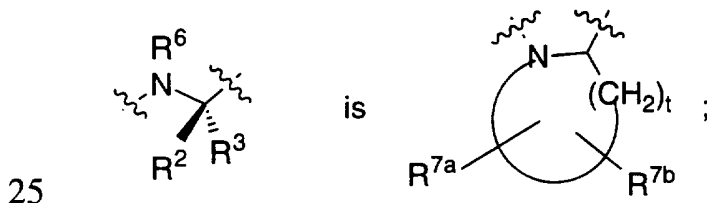
5 R^2 and R^3 are independently selected from:

- a) a side chain of a naturally occurring amino acid,
 b) an oxidized form of a side chain of a naturally occurring amino acid which is:
 i) methionine sulfoxide, or
 10 ii) methionine sulfone,
 c) substituted or unsubstituted C_1-C_{10} alkyl, C_2-C_{10} alkenyl, C_3-C_{10} cycloalkyl, aryl or heterocyclic group,
 wherein the substituent is selected from F, Cl, Br,
 NO_2 , $R^{10}O-$, $R^{11}S(O)_m-$, $R^{10}C(O)NR^{10}-$, CN,
 15 $(R^{10})_2N-C(NR^{10})-$, $R^{10}C(O)-$, $R^{10}OC(O)-$, N_3 ,
 $-N(R^{10})_2$, $R^{11}OC(O)NR^{10}-$ and C_1-C_{20} alkyl, and
 d) C_1-C_6 alkyl substituted with an unsubstituted or substituted group selected from aryl, heterocycle and C_3-C_{10} cycloalkyl; or

20

R^2 and R^3 are combined to form $-(CH_2)_s-$; or

R^2 or R^3 are combined with R^6 to form a ring such that



R^{4a} and R^{7a} are independently selected from:

- a) hydrogen,
 b) C_1-C_6 alkyl unsubstituted or substituted by alkenyl, $R^{10}O-$,
 30 $R^{11}S(O)_m-$, $R^{10}C(O)NR^{10}-$, CN, N_3 , $(R^{10})_2N-C(NR^{10})-$,
 $R^{10}C(O)-$, $R^{10}OC(O)-$, $-N(R^{10})_2$, or $R^{11}OC(O)NR^{10}-$,

- 24 -

- 5 c) aryl, heterocycle, cycloalkyl, alkenyl, $R^{10}O-$,
 $R^{11}S(O)_m-$, $R^{10}C(O)NR^{10}-$, CN, NO₂, $(R^{10})_2N-$
 $C(NR^{10})-$, $R^{10}C(O)-$, $R^{10}OC(O)-$, N₃, $-N(R^{10})_2$,
or $R^{11}OC(O)NR^{10}-$, and
- 5 d) C₁-C₆ alkyl substituted with an unsubstituted or
substituted group selected from aryl, heterocyclic and C₃-
C₁₀ cycloalkyl;

R^{4b} and R^{7b} are hydrogen;

10

R^{5a} is selected from:

- a) a side chain of a naturally occurring amino acid, wherein the
amino acid is selected from methionine and glutamine,
- 15 b) an oxidized form of a side chain of a naturally occurring
amino acid which is:
- i) methionine sulfoxide, or
ii) methionine sulfone, and
- 20 c) substituted or unsubstituted C₁-C₁₀ alkyl, C₂-C₁₀ alkenyl,
C₃-C₁₀ cycloalkyl, aryl or heterocyclic group,
wherein the substituent is selected from F, Cl, Br,
NO₂, $R^{10}O-$, $R^{11}S(O)_m-$, $R^{10}C(O)NR^{10}-$,
 $(R^{10})_2NC(O)-$, CN, $(R^{10})_2N-C(NR^{10})-$, $R^{10}C(O)-$,
 $R^{10}OC(O)-$, N₃, $-N(R^{10})_2$, $R^{11}OC(O)NR^{10}-$ and
C₁-C₂₀ alkyl, and
- 25 d) C₁-C₆ alkyl substituted with an unsubstituted or
substituted group selected from aryl, heterocycle and C₃-
C₁₀ cycloalkyl;

R^{5b} is selected from:

- 30 a) hydrogen, and
b) C₁-C₃ alkyl;

R⁶ is independently selected from hydrogen or C₁-C₆ alkyl;

- 25 -

R⁸ is independently selected from:

- 5 a) hydrogen,
 b) C₁-C₆ alkyl, C₂-C₆ alkenyl, C₂-C₆ alkynyl, C₁-C₆ perfluoroalkyl, F, Cl, R¹⁰O-, R¹⁰C(O)NR¹⁰-, CN, NO₂, (R¹⁰)₂N-C(NR¹⁰)-, R¹⁰C(O)-, R¹⁰OC(O)-, -N(R¹⁰)₂, or R¹¹OC(O)NR¹⁰-, and
 c) C₁-C₆ alkyl substituted by C₁-C₆ perfluoroalkyl, R¹⁰O-, R¹⁰C(O)NR¹⁰-, (R¹⁰)₂N-C(NR¹⁰)-, R¹⁰C(O)-, R¹⁰OC(O)-, -N(R¹⁰)₂, or R¹¹OC(O)NR¹⁰-;

10

R⁹ is selected from:

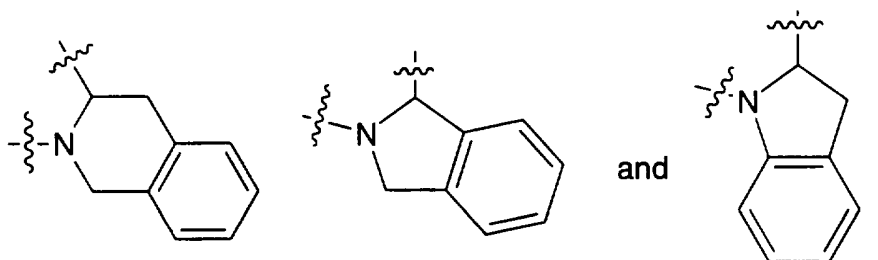
- 15 a) hydrogen,
 b) C₂-C₆ alkenyl, C₂-C₆ alkynyl, C₁-C₆ perfluoroalkyl, F, Cl, R¹⁰O-, R¹¹S(O)_m-, R¹⁰C(O)NR¹⁰-, CN, NO₂, (R¹⁰)₂N-C(NR¹⁰)-, R¹⁰C(O)-, R¹⁰OC(O)-, -N(R¹⁰)₂, or R¹¹OC(O)NR¹⁰-, and
 c) C₁-C₆ alkyl unsubstituted or substituted by C₁-C₆ perfluoroalkyl, F, Cl, R¹⁰O-, R¹¹S(O)_m-, R¹⁰C(O)NR¹⁰-, CN, (R¹⁰)₂N-C(NR¹⁰)-, R¹⁰C(O)-, R¹⁰OC(O)-, -N(R¹⁰)₂, or R¹¹OC(O)NR¹⁰-;

20

R¹⁰ is independently selected from hydrogen, C₁-C₆ alkyl, benzyl and aryl;

25 R¹¹ is independently selected from C₁-C₆ alkyl and aryl;

Q is selected from:



- 26 -

A¹ and A² are independently selected from: a bond, -CH=CH-, -C≡C-,
-C(O)-, -C(O)NR¹⁰-, O, -N(R¹⁰)-, or S(O)_m;

5 V is selected from:

- a) hydrogen,
- b) heterocycle selected from pyrrolidinyl, imidazolyl, pyridinyl,
thiazolyl, pyridonyl, 2-oxopiperidinyl, indolyl, quinolinyl,
isoquinolinyl, and thienyl,
- 10 c) aryl,
- d) C₁-C₂₀ alkyl wherein from 0 to 4 carbon atoms are replaced
with a heteroatom selected from O, S, and N, and
- e) C₂-C₂₀ alkenyl, and

provided that V is not hydrogen if A¹ is S(O)_m and V is not hydrogen if
15 A¹ is a bond, n is 0 and A² is S(O)_m;

W is a heterocycle selected from pyrrolidinyl, imidazolyl, pyridinyl,
thiazolyl, pyridonyl, 2-oxopiperidinyl, indolyl, quinolinyl, or
isoquinolinyl;

20

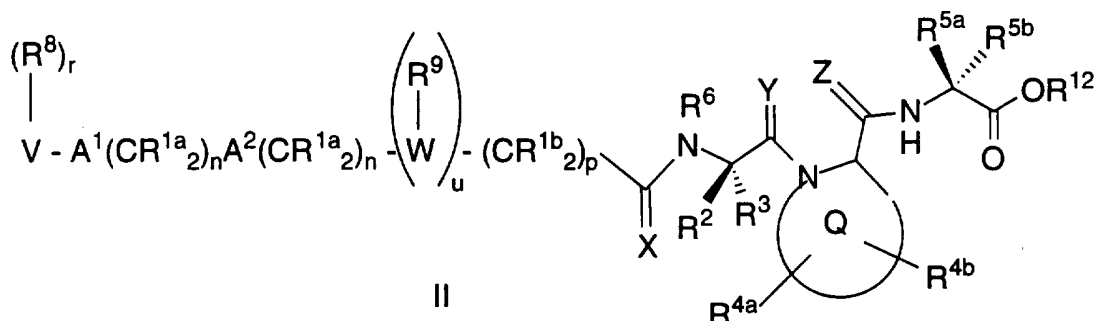
X, Y and Z are independently H₂ or O;

- m is 0, 1 or 2;
- n is 0, 1, 2, 3 or 4;
- 25 p is 0, 1, 2, 3 or 4;
- r is 0 to 5, provided that r is 0 when V is hydrogen;
- t is 3, 4 or 5; and
- u is 0 or 1;

30 or the pharmaceutically acceptable salts thereof.

In a second more preferred embodiment of this invention,
the prodrugs of the preferred compounds of Formula I are illustrated by
the Formula II:

- 27 -



wherein:

R^{1a} is independently selected from: hydrogen or C_1 - C_6 alkyl;

5

R^{1b} is independently selected from:

- a) hydrogen,
- b) aryl, heterocycle, cycloalkyl, $R^{10}O-$, $-N(R^{10})_2$ or alkenyl,
- c) C_1 - C_6 alkyl unsubstituted or substituted by aryl, heterocycle, cycloalkyl, alkenyl, $R^{10}O-$, or $-N(R^{10})_2$;

10

R^2 and R^3 are independently selected from:

- a) a side chain of a naturally occurring amino acid,
- b) an oxidized form of a side chain of a naturally occurring amino acid which is:
 - i) methionine sulfoxide, or
 - ii) methionine sulfone,
- c) substituted or unsubstituted C_1 - C_{10} alkyl, C_2 - C_{10} alkenyl, C_3 - C_{10} cycloalkyl, aryl or heterocyclic group, wherein the substituent is selected from F, Cl, Br, NO_2 , $R^{10}O-$, $R^{11}S(O)_m-$, $R^{10}C(O)NR^{10}-$, CN, $(R^{10})_2N-C(NR^{10})-$, $R^{10}C(O)-$, $R^{10}OC(O)-$, N_3 , $-N(R^{10})_2$, $R^{11}OC(O)NR^{10}-$ and C_1 - C_{20} alkyl, and
- d) C_1 - C_6 alkyl substituted with an unsubstituted or substituted group selected from aryl, heterocycle and C_3 - C_{10} cycloalkyl; or

15

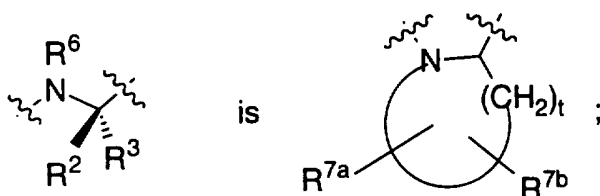
20

25

R^2 and R^3 are combined to form $-(CH_2)_s-$; or

- 28 -

R² or R³ are combined with R⁶ to form a ring such that



5

R^{4a} and R^{7a} are independently selected from:

- a) hydrogen,
- b) C₁-C₆ alkyl unsubstituted or substituted by alkenyl, R¹⁰O-, R¹¹S(O)_m-, R¹⁰C(O)NR¹⁰-, CN, N₃, (R¹⁰)₂N-C(NR¹⁰)-, R¹⁰C(O)-, R¹⁰OC(O)-, -N(R¹⁰)₂, or R¹¹OC(O)NR¹⁰-,
- c) aryl, heterocycle, cycloalkyl, alkenyl, R¹⁰O-, R¹¹S(O)_m-, R¹⁰C(O)NR¹⁰-, CN, NO₂, (R¹⁰)₂N-C(NR¹⁰)-, R¹⁰C(O)-, R¹⁰OC(O)-, N₃, -N(R¹⁰)₂, or R¹¹OC(O)NR¹⁰-, and
- d) C₁-C₆ alkyl substituted with an unsubstituted or substituted group selected from aryl, heterocyclic and C₃-C₁₀ cycloalkyl;

10

15

R^{4b} and R^{7b} are hydrogen;

20

R^{5a} is selected from:

25

- a) a side chain of a naturally occurring amino acid, wherein the amino acid is selected from methionine and glutamine,
- b) an oxidized form of a side chain of a naturally occurring amino acid which is:
 - i) methionine sulfoxide, or
 - ii) methionine sulfone, and
- c) substituted or unsubstituted C₁-C₁₀ alkyl, C₂-C₁₀ alkenyl, C₃-C₁₀ cycloalkyl, aryl or heterocyclic group, wherein the substituent is selected from F, Cl, Br, NO₂, R¹⁰O-, R¹¹S(O)_m-, R¹⁰C(O)NR¹⁰-,

30

- 29 -

$(R^{10})_2NC(O)-$, CN, $(R^{10})_2N-C(NR^{10})-$, $R^{10}C(O)-$,
 $R^{10}OC(O)-$, N_3 , $-N(R^{10})_2$, $R^{11}OC(O)NR^{10}-$ and
C₁-C₂₀ alkyl, and

- 5 d) C₁-C₆ alkyl substituted with an unsubstituted or
substituted group selected from aryl, heterocycle and C₃-
C₁₀ cycloalkyl;

R^{5b} is selected from:

- 10 a) hydrogen, and
b) C₁-C₃ alkyl;

R⁶ is independently selected from hydrogen or C₁-C₆ alkyl;

R⁸ is independently selected from:

- 15 a) hydrogen,
b) C₁-C₆ alkyl, C₂-C₆ alkenyl, C₂-C₆ alkynyl, C₁-C₆
perfluoroalkyl, F, Cl, $R^{10}O-$, $R^{10}C(O)NR^{10}-$, CN, NO₂,
 $(R^{10})_2N-C(NR^{10})-$, $R^{10}C(O)-$, $R^{10}OC(O)-$, $-N(R^{10})_2$, or
20 $R^{11}OC(O)NR^{10}-$, and
c) C₁-C₆ alkyl substituted by C₁-C₆ perfluoroalkyl, $R^{10}O-$,
 $R^{10}C(O)NR^{10}-$, $(R^{10})_2N-C(NR^{10})-$, $R^{10}C(O)-$,
 $R^{10}OC(O)-$, $-N(R^{10})_2$, or $R^{11}OC(O)NR^{10}-$;

R⁹ is selected from:

- 25 a) hydrogen,
b) C₂-C₆ alkenyl, C₂-C₆ alkynyl, C₁-C₆ perfluoroalkyl, F, Cl,
 $R^{10}O-$, $R^{11}S(O)_m-$, $R^{10}C(O)NR^{10}-$, CN, NO₂, $(R^{10})_2N-$
C $(NR^{10})-$, $R^{10}C(O)-$, $R^{10}OC(O)-$, $-N(R^{10})_2$, or
 $R^{11}OC(O)NR^{10}-$, and
30 c) C₁-C₆ alkyl unsubstituted or substituted by C₁-C₆
perfluoroalkyl, F, Cl, $R^{10}O-$, $R^{11}S(O)_m-$, $R^{10}C(O)NR^{10}-$,
CN, $(R^{10})_2N-C(NR^{10})-$, $R^{10}C(O)-$, $R^{10}OC(O)-$, $-N(R^{10})_2$,
or $R^{11}OC(O)NR^{10}-$;

- 30 -

R¹⁰ is independently selected from hydrogen, C₁-C₆ alkyl, benzyl and aryl;

R¹¹ is independently selected from C₁-C₆ alkyl and aryl;

5

R¹² is

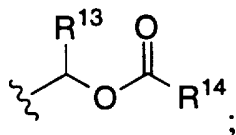
a) substituted or unsubstituted C₁-C₈ alkyl, substituted or unsubstituted C₅-C₈ cycloalkyl, or substituted or unsubstituted cyclic amine, wherein the substituted alkyl, cycloalkyl or cyclic amine is substituted with 1 or 2 substituents independently selected from:

10

- 1) C₁-C₆ alkyl,
- 2) aryl,
- 3) heterocycle,
- 4) -N(R¹¹)₂,
- 5) -OR¹⁰, or

15

b)

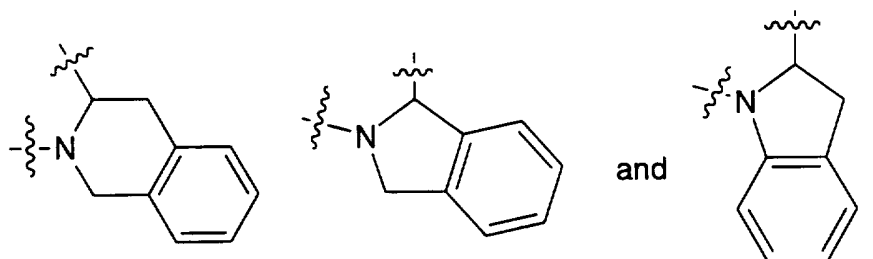


20 R¹³ is independently selected from hydrogen and C₁-C₆ alkyl;

R¹⁴ is independently selected from C₁-C₆ alkyl;

Q is selected from:

25



- 31 -

A¹ and A² are independently selected from: a bond, -CH=CH-, -C≡C-,
-C(O)-, -C(O)NR¹⁰-, O, -N(R¹⁰)-, or S(O)_m;

V is selected from:

- 5 a) hydrogen,
 b) heterocycle selected from pyrrolidinyl, imidazolyl, pyridinyl,
 thiazolyl, pyridonyl, 2-oxopiperidinyl, indolyl, quinolinyl,
 isoquinolinyl, and thienyl,
 c) aryl,
10 d) C₁-C₂₀ alkyl wherein from 0 to 4 carbon atoms are replaced
 with a heteroatom selected from O, S, and N, and
 e) C₂-C₂₀ alkenyl, and

provided that V is not hydrogen if A¹ is S(O)_m and V is not hydrogen if
A¹ is a bond, n is 0 and A² is S(O)_m;

15

W is a heterocycle selected from pyrrolidinyl, imidazolyl, pyridinyl,
thiazolyl, pyridonyl, 2-oxopiperidinyl, indolyl, quinolinyl, or
isoquinolinyl;

20 X, Y and Z are independently H₂ or O;

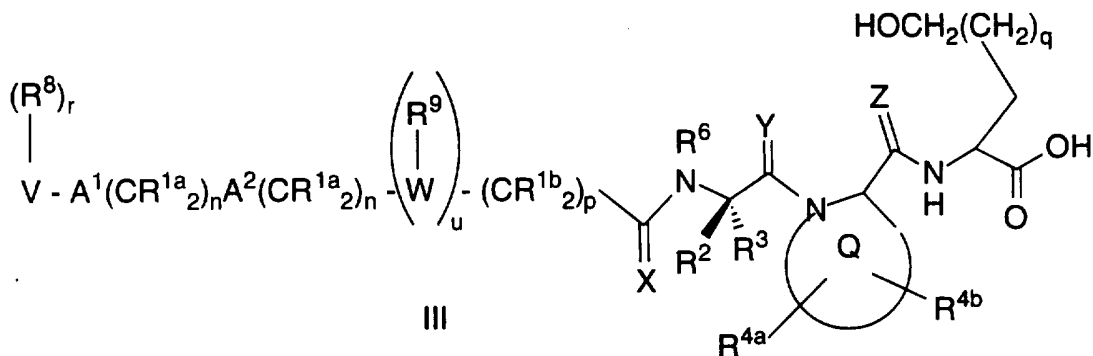
- m is 0, 1 or 2;
n is 0, 1, 2, 3 or 4;
p is 0, 1, 2, 3 or 4;
25 r is 0 to 5, provided that r is 0 when V is hydrogen;
t is 3, 4 or 5; and
u is 0 or 1;

or the pharmaceutically acceptable salts thereof.

30

In a third more preferred embodiment of this invention, the
inhibitors of farnesyl transferase are illustrated by the formula III:

- 32 -



wherein:

5 R^{1a} is independently selected from: hydrogen or C₁-C₆ alkyl;

R^{1b} is independently selected from:

- 10 a) hydrogen,
 b) aryl, heterocycle, cycloalkyl, $R^{10}O-$, $-N(R^{10})_2$ or alkenyl,
 c) C₁-C₆ alkyl unsubstituted or substituted by aryl,
 heterocycle, cycloalkyl, alkenyl, $R^{10}O-$, or $-N(R^{10})_2$;

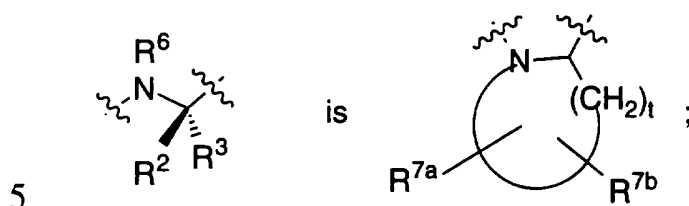
R^2 and R^3 are independently selected from:

- 15 a) a side chain of a naturally occurring amino acid,
 b) an oxidized form of a side chain of a naturally occurring
 amino acid which is:
 i) methionine sulfoxide, or
 ii) methionine sulfone,
 c) substituted or unsubstituted C₁-C₁₀ alkyl, C₂-C₁₀ alkenyl,
 20 C₃-C₁₀ cycloalkyl, aryl or heterocyclic group,
 wherein the substituent is selected from F, Cl, Br,
 NO_2 , $R^{10}O-$, $R^{11}S(O)_m-$, $R^{10}C(O)NR^{10}-$, CN,
 $(R^{10})_2N-C(NR^{10})-$, $R^{10}C(O)-$, $R^{10}OC(O)-$, N_3 ,
 $-N(R^{10})_2$, $R^{11}OC(O)NR^{10}-$ and C₁-C₂₀ alkyl, and
 25 d) C₁-C₆ alkyl substituted with an unsubstituted or
 substituted group selected from aryl, heterocycle and C₃-
 C₁₀ cycloalkyl; or

- 33 -

R² and R³ are combined to form $-(\text{CH}_2)_s-$; or

R² or R³ are combined with R⁶ to form a ring such that



R^{4a} and R^{7a} are independently selected from:

- 10
- a) hydrogen,
 - b) C₁-C₆ alkyl unsubstituted or substituted by alkenyl, R¹⁰O-, R¹¹S(O)_m-, R¹⁰C(O)NR¹⁰-, CN, N₃, (R¹⁰)₂N-C(NR¹⁰)-, R¹⁰C(O)-, R¹⁰OC(O)-, -N(R¹⁰)₂, or R¹¹OC(O)NR¹⁰-,
 - c) aryl, heterocycle, cycloalkyl, alkenyl, R¹⁰O-, R¹¹S(O)_m-, R¹⁰C(O)NR¹⁰-, CN, NO₂, (R¹⁰)₂N-C(NR¹⁰)-, R¹⁰C(O)-, R¹⁰OC(O)-, N₃, -N(R¹⁰)₂, or R¹¹OC(O)NR¹⁰-, and
 - d) C₁-C₆ alkyl substituted with an unsubstituted or substituted group selected from aryl, heterocyclic and C₃-C₁₀ cycloalkyl;
- 15

20 R^{4b} and R^{7b} are hydrogen;

R⁶ is independently selected from hydrogen or C₁-C₆ alkyl;

R⁸ is independently selected from:

- 25
- a) hydrogen,
 - b) C₁-C₆ alkyl, C₂-C₆ alkenyl, C₂-C₆ alkynyl, C₁-C₆ perfluoroalkyl, F, Cl, R¹⁰O-, R¹⁰C(O)NR¹⁰-, CN, NO₂, (R¹⁰)₂N-C(NR¹⁰)-, R¹⁰C(O)-, R¹⁰OC(O)-, -N(R¹⁰)₂, or R¹¹OC(O)NR¹⁰-, and

- 34 -

- c) C₁-C₆ alkyl substituted by C₁-C₆ perfluoroalkyl, R¹⁰O-, R¹⁰C(O)NR¹⁰-, (R¹⁰)₂N-C(NR¹⁰)-, R¹⁰C(O)-, R¹⁰OC(O)-, -N(R¹⁰)₂, or R¹¹OC(O)NR¹⁰-;

5 R⁹ is selected from:

- a) hydrogen,
 b) C₂-C₆ alkenyl, C₂-C₆ alkynyl, C₁-C₆ perfluoroalkyl, F, Cl, R¹⁰O-, R¹¹S(O)_m-, R¹⁰C(O)NR¹⁰-, CN, NO₂, (R¹⁰)₂N-C(NR¹⁰)-, R¹⁰C(O)-, R¹⁰OC(O)-, -N(R¹⁰)₂, or R¹¹OC(O)NR¹⁰-, and
 10 c) C₁-C₆ alkyl unsubstituted or substituted by C₁-C₆ perfluoroalkyl, F, Cl, R¹⁰O-, R¹¹S(O)_m-, R¹⁰C(O)NR¹⁰-, CN, (R¹⁰)₂N-C(NR¹⁰)-, R¹⁰C(O)-, R¹⁰OC(O)-, -N(R¹⁰)₂, or R¹¹OC(O)NR¹⁰-;

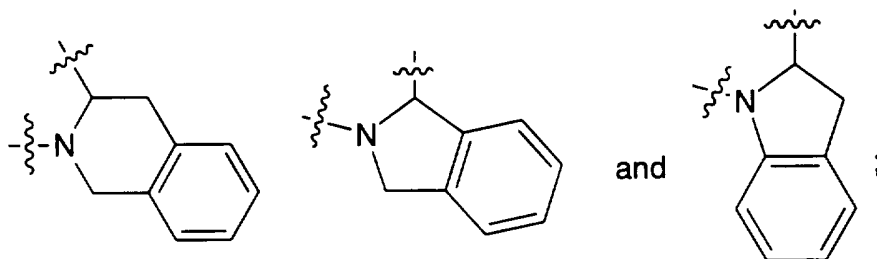
15

R¹⁰ is independently selected from hydrogen, C₁-C₆ alkyl, benzyl and aryl;

R¹¹ is independently selected from C₁-C₆ alkyl and aryl;

20

Q is selected from:



25

A¹ and A² are independently selected from: a bond, -CH=CH-, -C≡C-, -C(O)-, -C(O)NR¹⁰-, O, -N(R¹⁰)-, or S(O)_m;

V is selected from:

- 30 a) hydrogen,

- 35 -

- b) heterocycle selected from pyrrolidinyl, imidazolyl, pyridinyl, thiazolyl, pyridonyl, 2-oxopiperidinyl, indolyl, quinolinyl, isoquinolinyl, and thienyl,
- c) aryl,
- 5 d) C₁-C₂₀ alkyl wherein from 0 to 4 carbon atoms are replaced with a heteroatom selected from O, S, and N, and
- e) C₂-C₂₀ alkenyl, and

provided that V is not hydrogen if A¹ is S(O)_m and V is not hydrogen if A¹ is a bond, n is 0 and A² is S(O)_m;

10

W is a heterocycle selected from pyrrolidinyl, imidazolyl, pyridinyl, thiazolyl, pyridonyl, 2-oxopiperidinyl, indolyl, quinolinyl, or isoquinolinyl;

15 X, Y and Z are independently H₂ or O;

m is 0, 1 or 2;

n is 0, 1, 2, 3 or 4;

p is 0, 1, 2, 3 or 4;

20 q is 0, 1 or 2;

r is 0 to 5, provided that r is 0 when V is hydrogen;

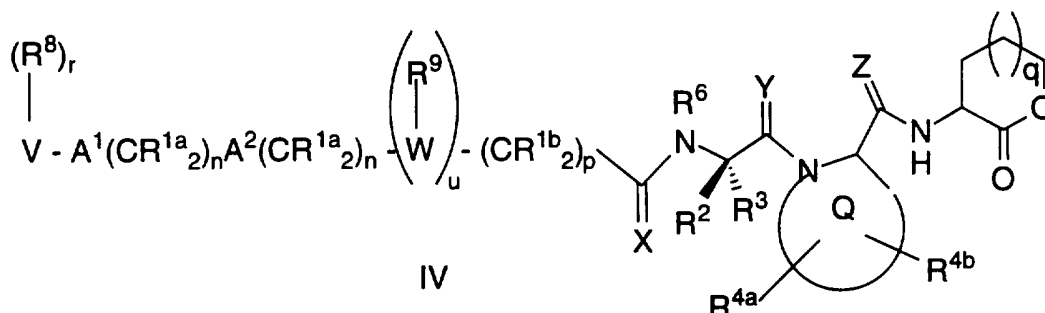
t is 3, 4 or 5; and

u is 0 or 1;

25 or the pharmaceutically acceptable salts thereof.

In a fourth more preferred embodiment of this invention, the prodrugs of the preferred compounds of Formula III are illustrated by the Formula IV:

- 36 -



wherein:

5 R^{1a} is independently selected from: hydrogen or C₁-C₆ alkyl;

R^{1b} is independently selected from:

- 10 a) hydrogen,
 b) aryl, heterocycle, cycloalkyl, $R^{10}O-$, $-N(R^{10})_2$ or alkenyl,
 c) C₁-C₆ alkyl unsubstituted or substituted by aryl,
 heterocycle, cycloalkyl, alkenyl, $R^{10}O-$, or $-N(R^{10})_2$;

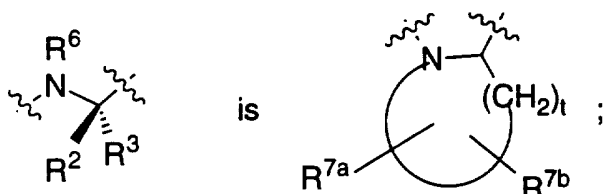
R^2 and R^3 are independently selected from:

- 15 a) a side chain of a naturally occurring amino acid,
 b) an oxidized form of a side chain of a naturally occurring
 amino acid which is:
 i) methionine sulfoxide, or
 ii) methionine sulfone,
 20 c) substituted or unsubstituted C₁-C₁₀ alkyl, C₂-C₁₀ alkenyl,
 C₃-C₁₀ cycloalkyl, aryl or heterocyclic group,
 wherein the substituent is selected from F, Cl, Br,
 NO₂, $R^{10}O-$, $R^{11}S(O)_m-$, $R^{10}C(O)NR^{10}-$, CN,
 $(R^{10})_2N-C(NR^{10})-$, $R^{10}C(O)-$, $R^{10}OC(O)-$, N₃,
 $-N(R^{10})_2$, $R^{11}OC(O)NR^{10}-$ and C₁-C₂₀ alkyl, and
 25 d) C₁-C₆ alkyl substituted with an unsubstituted or
 substituted group selected from aryl, heterocycle and C₃-
 C₁₀ cycloalkyl; or

R^2 and R^3 are combined to form $-(CH_2)_s-$; or

- 37 -

R² or R³ are combined with R⁶ to form a ring such that



5

R^{4a} and R^{7a} are independently selected from:

- a) hydrogen,
- b) C₁-C₆ alkyl unsubstituted or substituted by alkenyl, R¹⁰O-, R¹¹S(O)_m-, R¹⁰C(O)NR¹⁰-, CN, N₃, (R¹⁰)₂N-C(NR¹⁰)-, R¹⁰C(O)-, R¹⁰OC(O)-, -N(R¹⁰)₂, or R¹¹OC(O)NR¹⁰-,
- c) aryl, heterocycle, cycloalkyl, alkenyl, R¹⁰O-, R¹¹S(O)_m-, R¹⁰C(O)NR¹⁰-, CN, NO₂, (R¹⁰)₂N-C(NR¹⁰)-, R¹⁰C(O)-, R¹⁰OC(O)-, N₃, -N(R¹⁰)₂, or R¹¹OC(O)NR¹⁰-, and
- d) C₁-C₆ alkyl substituted with an unsubstituted or substituted group selected from aryl, heterocyclic and C₃-C₁₀ cycloalkyl;

10

15

R^{4b} and R^{7b} are hydrogen;

20

R⁶ is independently selected from hydrogen or C₁-C₆ alkyl;

R⁸ is independently selected from:

- a) hydrogen,
- b) C₁-C₆ alkyl, C₂-C₆ alkenyl, C₂-C₆ alkynyl, C₁-C₆ perfluoroalkyl, F, Cl, R¹⁰O-, R¹⁰C(O)NR¹⁰-, CN, NO₂, (R¹⁰)₂N-C(NR¹⁰)-, R¹⁰C(O)-, R¹⁰OC(O)-, -N(R¹⁰)₂, or R¹¹OC(O)NR¹⁰-, and
- c) C₁-C₆ alkyl substituted by C₁-C₆ perfluoroalkyl, R¹⁰O-, R¹⁰C(O)NR¹⁰-, (R¹⁰)₂N-C(NR¹⁰)-, R¹⁰C(O)-, R¹⁰OC(O)-, -N(R¹⁰)₂, or R¹¹OC(O)NR¹⁰-;

25

30

- 38 -

R⁹ is selected from:

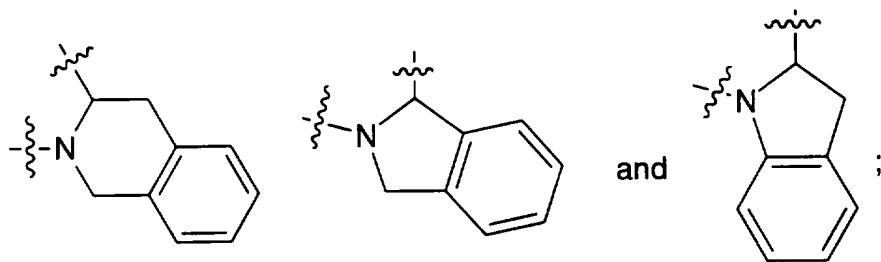
- 5 a) hydrogen,
 b) C₂-C₆ alkenyl, C₂-C₆ alkynyl, C₁-C₆ perfluoroalkyl, F, Cl, R¹⁰O-, R¹¹S(O)_m-, R¹⁰C(O)NR¹⁰-, CN, NO₂, (R¹⁰)₂N-C(NR¹⁰)-, R¹⁰C(O)-, R¹⁰OC(O)-, -N(R¹⁰)₂, or R¹¹OC(O)NR¹⁰-, and
 10 c) C₁-C₆ alkyl unsubstituted or substituted by C₁-C₆ perfluoroalkyl, F, Cl, R¹⁰O-, R¹¹S(O)_m-, R¹⁰C(O)NR¹⁰-, CN, (R¹⁰)₂N-C(NR¹⁰)-, R¹⁰C(O)-, R¹⁰OC(O)-, -N(R¹⁰)₂, or R¹¹OC(O)NR¹⁰-;

R¹⁰ is independently selected from hydrogen, C₁-C₆ alkyl, benzyl and aryl;

15

R¹¹ is independently selected from C₁-C₆ alkyl and aryl;

Q is selected from:



20

A¹ and A² are independently selected from: a bond, -CH=CH-, -C≡C-, -C(O)-, -C(O)NR¹⁰-, O, -N(R¹⁰)-, or S(O)_m;

25

V is selected from:

- 30 a) hydrogen,
 b) heterocycle selected from pyrrolidinyl, imidazolyl, pyridinyl, thiazolyl, pyridonyl, 2-oxopiperidinyl, indolyl, quinolinyl, isoquinolinyl, and thienyl,

- 39 -

- c) aryl,
 d) C₁-C₂₀ alkyl wherein from 0 to 4 carbon atoms are replaced with a heteroatom selected from O, S, and N, and
 e) C₂-C₂₀ alkenyl, and
 5 provided that V is not hydrogen if A¹ is S(O)_m and V is not hydrogen if A¹ is a bond, n is 0 and A² is S(O)_m;

W is a heterocycle selected from pyrrolidinyl, imidazolyl, pyridinyl, thiazolyl, pyridonyl, 2-oxopiperidinyl, indolyl, quinoliny, or
 10 isoquinolinyl;

X, Y and Z are independently H₂ or O;

- m is 0, 1 or 2;
 15 n is 0, 1, 2, 3 or 4;
 p is 0, 1, 2, 3 or 4;
 q is 0, 1 or 2;
 r is 0 to 5, provided that r is 0 when V is hydrogen;
 t is 3, 4 or 5; and
 20 u is 0 or 1;

or the pharmaceutically acceptable salts thereof.

The preferred compounds of this invention are as follows:

- 25 N-[(1H-imidazol-4-ylacetyl-2(S)-amino)-3(S)-methylpentyl]-1,2,3,4-tetrahydro-3(S)-isoquinolinecarbonyl-methionine methyl ester
 N-[(1H-imidazol-4-ylacetyl-2(S)-amino)-3(S)-methylpentyl]-1,2,3,4-
 30 tetrahydro-3(S)-isoquinolinecarbonyl-methionine
 N-[L-Pyroglutamyl-2(S)-amino-3(S)-methylpentyl]-1,2,3,4-tetrahydro-3(S)-isoquinolinecarbonyl-methionine methyl ester
 35 N-[L-Pyroglutamyl-2(S)-amino-3(S)-methylpentyl]-1,2,3,4-tetrahydro-3(S)-isoquinolinecarbonyl-methionine

- 40 -

N-[(1H-imidazol-4-ylpropionyl)-2(S)-amino-3(S)-methylpentyl]-1,2,3,4-tetrahydro-3(S)-isoquinolinecarbonyl-methionine methyl ester

- 5 N-[(1H-imidazol-4-ylpropionyl)-2(S)-amino-3(S)-methylpentyl]-1,2,3,4-tetrahydro-3(S)-isoquinolinecarbonyl-methionine

- 10 N-[(1-(4-cyanobenzyl)-1H-imidazol-5-yl)acetyl]-2(S)-amino-3(S)-methylpentyl]-1,2,3,4-tetrahydro-3(S)-isoquinolinecarbonyl methionine methyl ester

N-[(1-(4-cyanobenzyl)-1H-imidazol-5-yl)acetyl]-2(S)-amino-3(S)-methylpentyl]-1,2,3,4-tetrahydro-3(S)-isoquinolinecarbonyl methionine

- 15 N-[N-(4-cyanobenzyl)-L-pyroglutamyl-2(S)-amino-3(S)-methylpentyl]-1,2,3,4-tetrahydro-3(S)-isoquinolinecarbonyl-methionine methyl ester

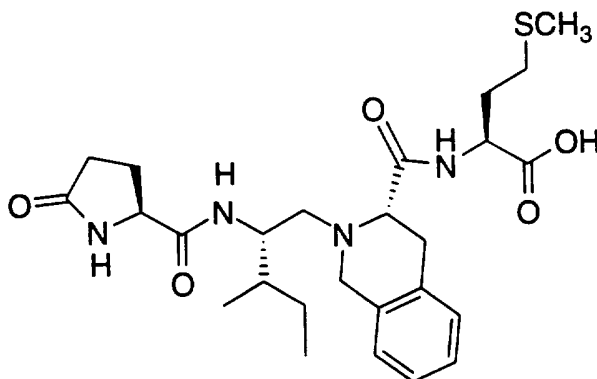
N-[N-(4-cyanobenzyl)-L-pyroglutamyl-2(S)-amino-3(S)-methylpentyl]-1,2,3,4-tetrahydro-3(S)-isoquinolinecarbonyl-methionine

20

or the pharmaceutically acceptable salts or optical isomer thereof.

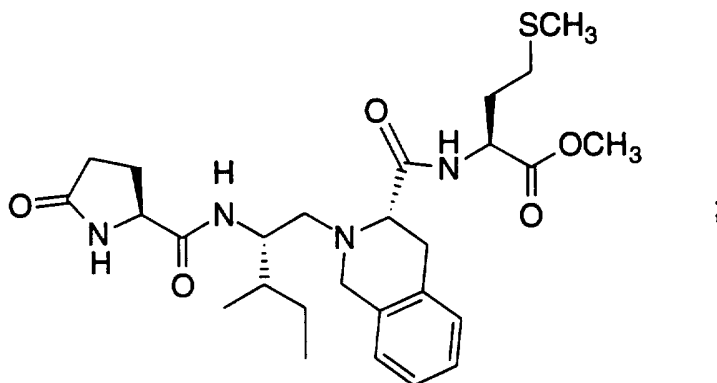
Specific examples of compounds of the invention are:

- 25 N-[L-Pyroglutamyl-2(S)-amino-3(S)-methylpentyl]-1,2,3,4-tetrahydro-3(S)-isoquinolinecarbonyl-methionine



- 41 -

N-[L-Pyroglutamyl-2(S)-amino-3(S)-methylpentyl]-1,2,3,4-tetrahydro-3(S)-isoquinolinecarbonyl-methionine methyl ester



5 or the pharmaceutically acceptable salts or optical isomer thereof.

In the present invention, the amino acids which are disclosed are identified both by conventional 3 letter and single letter abbreviations as indicated below:

10

	Alanine	Ala	A
	Arginine	Arg	R
	Asparagine	Asn	N
15	Aspartic acid	Asp	D
	Asparagine or Aspartic acid	Asx	B
	Cysteine	Cys	C
	Glutamine	Gln	Q
20	Glutamic acid	Glu	E
	Glutamine or Glutamic acid	Glx	Z
	Glycine	Gly	G
	Histidine	His	H
25	Isoleucine	Ile	I
	Leucine	Leu	L

- 42 -

	Lysine	Lys	K
	Methionine	Met	M
	Phenylalanine	Phe	F
	Proline	Pro	P
5	Serine	Ser	S
	Threonine	Thr	T
	Tryptophan	Trp	W
	Tyrosine	Tyr	Y
	Valine	Val	V

10 The compounds of the present invention may have asymmetric centers and occur as racemates, racemic mixtures, and as individual diastereomers, with all possible isomers, including optical
15 isomers, being included in the present invention.

As used herein, "alkyl" is intended to include both branched and straight-chain saturated aliphatic hydrocarbon groups having the specified number of carbon atoms.

20 As used herein, "cycloalkyl" is intended to include non-aromatic cyclic hydrocarbon groups having the specified number of carbon atoms. Examples of cycloalkyl groups include cyclopropyl, cyclobutyl, cyclopentyl, cyclohexyl and the like.

"Alkenyl" groups include those groups having the specified number of carbon atoms and having one or several double bonds.
25 Examples of alkenyl groups include vinyl, allyl, isopropenyl, pentenyl, hexenyl, heptenyl, cyclopropenyl, cyclobutenyl, cyclopentenyl, cyclohexenyl, 1-propenyl, 2-butenyl, 2-methyl-2-butenyl, isoprenyl, farnesyl, geranyl, geranylgeranyl and the like.

30 As used herein, "aryl" is intended to include any stable monocyclic, bicyclic or tricyclic carbon ring(s) of up to 7 members in each ring, wherein at least one ring is aromatic. Examples of aryl groups include phenyl, naphthyl, anthracenyl, biphenyl, tetrahydronaphthyl, indanyl, phenanthrenyl and the like.

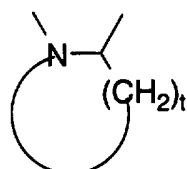
- 43 -

The term heterocycle or heterocyclic, as used herein, represents a stable 5- to 7-membered monocyclic or stable 8- to 11-membered bicyclic or stable 11-15 membered tricyclic heterocycle ring which is either saturated or unsaturated, and which consists of carbon
5 atoms and from one to four heteroatoms selected from the group consisting of N, O, and S, and including any bicyclic group in which any of the above-defined heterocyclic rings is fused to a benzene ring. The heterocyclic ring may be attached at any heteroatom or carbon atom which results in the creation of a stable structure. Examples of such
10 heterocyclic elements include, but are not limited to, azepinyl, benzimidazolyl, benzisoxazolyl, benzofurazanyl, benzopyranyl, benzothiopyranyl, benzofuryl, benzothiazolyl, benzothienyl, benzoxazolyl, chromanyl, cinnolinyl, dihydrobenzofuryl, dihydrobenzothienyl, dihydrobenzothiopyranyl, dihydrobenzothio-pyranyl
15 sulfone, furyl, imidazolidinyl, imidazolyl, imidazolyl, indolinyl, indolyl, isochromanyl, isoindolinyl, isoquinolinyl, isothiazolidinyl, isothiazolyl, isothiazolidinyl, morpholinyl, naphthyridinyl, oxadiazolyl, 2-oxoazepinyl, 2-oxopiperazinyl, 2-oxopiperidinyl, 2-oxopyrrolidinyl, piperidyl, piperazinyl, pyridyl, pyridyl N-oxide, pyridonyl, pyrazinyl,
20 pyrazolidinyl, pyrazolyl, pyrimidinyl, pyrrolidinyl, pyrrolyl, quinazolinyl, quinolinyl, quinolinyl N-oxide, quinoxalinyl, tetrahydrofuryl, tetrahydroisoquinolinyl, tetrahydro-quinolinyl, thiamorpholinyl, thiamorpholinyl sulfoxide, thiazolyl, thiazolinyl, thienofuryl, thienothienyl, and thienyl.

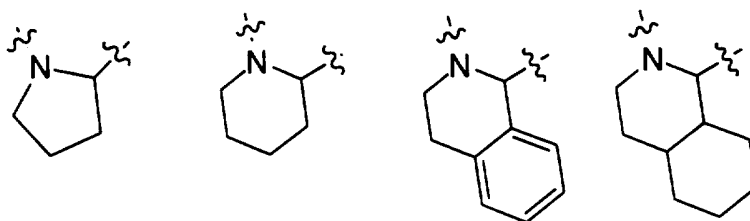
25 As used herein, the terms "substituted aryl", "substituted heterocycle" and "substituted cycloalkyl" are intended to include the cyclic group which is substituted with 1 or 2 substituents selected from the group which includes but is not limited to F, Cl, Br, CF₃, NH₂, N(C₁-C₆ alkyl)₂, NO₂, CN, (C₁-C₆ alkyl)O-, -OH, (C₁-C₆ alkyl)S(O)_m-, (C₁-
30 C₆ alkyl)C(O)NH-, H₂N-C(NH)-, (C₁-C₆ alkyl)C(O)-, (C₁-C₆ alkyl)OC(O)-, N₃, (C₁-C₆ alkyl)OC(O)NH- and C₁-C₂₀ alkyl.

- 44 -

The following structure:



- 5 represents a cyclic amine moiety having 5 or 6 members in the ring, such a cyclic amine which may be optionally fused to a phenyl or cyclohexyl ring. Examples of such a cyclic amine moiety include, but are not limited to, the following specific structures:



10

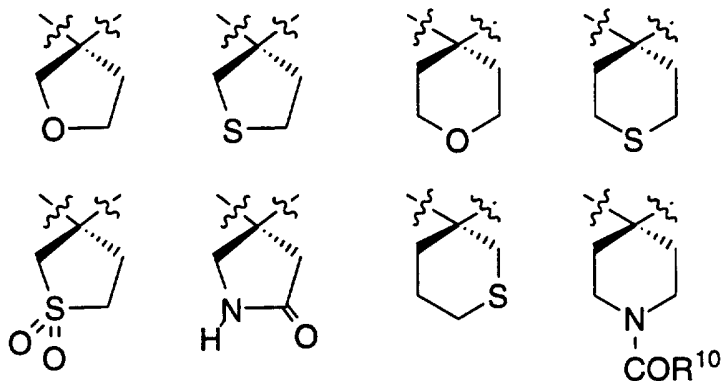
It is also understood that substitution on the cyclic amine moiety by R^{8a} and R^{8b} may be on different carbon atoms or on the same carbon atom.

- 15 When R^3 and R^4 are combined to form $-(CH_2)_s-$, cyclic moieties are formed. Examples of such cyclic moieties include, but are not limited to:

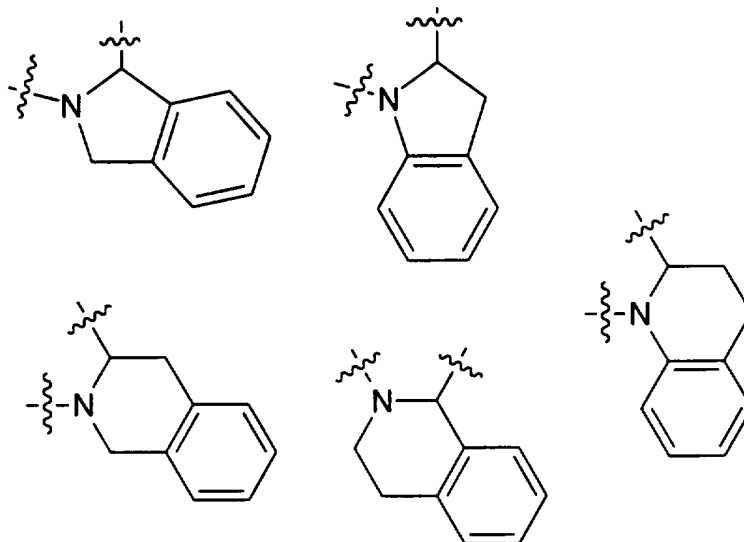


- 20 When R^{5a} and R^{5b} are combined to form $-(CH_2)_s-$, cyclic moieties as described hereinabove for R^3 and R^4 are formed. In addition, such cyclic moieties may optionally include a heteroatom(s). Examples of such heteroatom-containing cyclic moieties include, but are not limited to:

- 45 -



As used herein, the phrase "nitrogen containing C6-C9 bicyclic ring system wherein the non-nitrogen containing ring is selected from an aromatic ring and a heterocycle" which defines moiety "Q" of the instant invention includes but is not limited to the following ring systems:



10

It is well understood by persons of ordinary skill in the art that the "side chain" of the naturally occurring amino acid glycine is a hydrogen moiety.

The pharmaceutically acceptable salts of the compounds of this invention include the conventional non-toxic salts of the compounds

15

- 46 -

of this invention as formed, e.g., from non-toxic inorganic or organic acids. For example, such conventional non-toxic salts include those derived from inorganic acids such as hydrochloric, hydrobromic, sulfuric, sulfamic, phosphoric, nitric and the like: and the salts prepared from
5 organic acids such as acetic, propionic, succinic, glycolic, stearic, lactic, malic, tartaric, citric, ascorbic, pantoic, maleic, hydroxymaleic, phenylacetic, glutamic, benzoic, salicylic, sulfanilic, 2-acetoxy-benzoic, fumaric, toluenesulfonic, methanesulfonic, ethane disulfonic, oxalic, isethionic, trifluoroacetic and the like.

10 It is intended that the definition of any substituent or variable (e.g., R¹⁰, Z, n, etc.) at a particular location in a molecule be independent of its definitions elsewhere in that molecule. Thus, -N(R¹⁰)₂ represents -NHH, -NHCH₃, -NHC₂H₅, etc. It is understood that substituents and substitution patterns on the compounds of the instant invention can be
15 selected by one of ordinary skill in the art to provide compounds that are chemically stable and that can be readily synthesized by techniques known in the art as well as those methods set forth below.

Preferably, R^{1a} and R^{1b} are independently selected from: hydrogen, -N(R⁸)₂, R⁸C(O)NR⁸- or C₁-C₆ alkyl unsubstituted or
20 substituted by -N(R⁸)₂, R⁸O- or R⁸C(O)NR⁸-.

Preferably, R² is the sidechain of glycine (hydrogen).

Preferably, R³ is selected from:

- a) a side chain of a naturally occurring amino acid,
- b) substituted or unsubstituted C₁-C₂₀ alkyl,
25 wherein the substituent is selected from F, Cl, Br, N(R¹⁰)₂, NO₂, R¹⁰O-, R¹¹S(O)_m-, R¹⁰C(O)NR¹⁰-, CN, (R¹⁰)₂N-C(NR¹⁰)-, R¹⁰C(O)-, R¹⁰OC(O)-, N₃, -N(R¹⁰)₂, R¹¹OC(O)NR¹⁰- and C₁-C₂₀ alkyl, and
- c) C₁-C₆ alkyl substituted with an unsubstituted or
30 substituted group selected from aryl, heterocycle and C₃-C₁₀ cycloalkyl; or

R³ is combined with R⁶ to form pyrrolidinyll ring.

Preferably, R^{4a}, R^{4b}, R^{7a} and R^{7b} are independently selected from: hydrogen, C₁-C₆ alkyl, aryl and benzyl.

- 47 -

Preferably, R^{5a} and R^{5b} are independently selected from: a side chain of a naturally occurring amino acid, methionine sulfoxide, methionine sulfone and unsubstituted or substituted C₁-C₆ alkyl .

5 Preferably, R⁶ is: hydrogen or is combined with R³ to form pyrrolidiny ring.

Preferably, R⁸ is selected from: hydrogen, perfluoroalkyl, F, Cl, Br, R¹⁰O-, R¹¹S(O)_m-, CN, NO₂, R¹⁰₂N-C(NR¹⁰)-, R¹⁰C(O)-, R¹⁰OC(O)-, N₃, -N(R¹⁰)₂, or R¹¹OC(O)NR¹⁰- and C₁-C₆ alkyl.

10 Preferably, R⁹ is hydrogen.
Preferably, R¹⁰ is selected from H, C₁-C₆ alkyl and benzyl.
Preferably, R¹² is selected from C₁-C₆ alkyl and benzyl.

Preferably, A¹ and A² are independently selected from: a bond, -C(O)NR¹⁰-, -NR¹⁰C(O)-, O, -N(R¹⁰)-, -S(O)₂N(R¹⁰)- and N(R¹⁰)S(O)₂-.

15 Preferably, Q is a tetrahydroisoquinoliny moiety.

Preferably, V is selected from hydrogen, heterocycle and aryl.

Preferably, n, p and r are independently 0, 1, or 2.

Preferably t is 3.

20 The pharmaceutically acceptable salts of the compounds of this invention can be synthesized from the compounds of this invention which contain a basic moiety conventional chemical methods. Generally, the salts are prepared by ion exchange chromatography or by reacting the free base with stoichiometric amounts or with an excess of the desired
25 salt-forming inorganic or organic acid in a suitable solvent or various combinations of solvents.

The compounds of the invention can be synthesized from their constituent amino acids by conventional peptide synthesis techniques, and the additional methods described below. Standard
30 methods of peptide synthesis are disclosed, for example, in the following works: Schroeder *et al.*, "*The Peptides*", Vol. I, Academic Press 1965, or Bodanszky *et al.*, "*Peptide Synthesis*", Interscience Publishers, 1966, or McOmie (ed.) "*Protective Groups in Organic Chemistry*", Plenum Press, 1973, or Barany *et al.*, "*The Peptides: Analysis, Synthesis, Biology*" 2,

- 48 -

Chapter 1, Academic Press, 1980, or Stewart *et al.*, "Solid Phase Peptide Synthesis", Second Edition, Pierce Chemical Company, 1984. The teachings of these works are hereby incorporated by reference.

Abbreviations used in the description of the chemistry and in the Examples that follow are:

	Ac ₂ O	Acetic anhydride;
	Boc	t-Butoxycarbonyl;
	DBU	1,8-diazabicyclo[5.4.0]undec-7-ene;
10	DMAP	4-Dimethylaminopyridine;
	DME	1,2-Dimethoxyethane;
	DMF	Dimethylformamide;
	EDC	1-(3-dimethylaminopropyl)-3-ethyl-carbodiimide-hydrochloride;
15	HOBT	1-Hydroxybenzotriazole hydrate;
	Et ₃ N	Triethylamine;
	EtOAc	Ethyl acetate;
	FAB	Fast atom bombardment;
	HOBT	3-Hydroxy-1,2,2-benzotriazin-4(3H)-one;
20	HPLC	High-performance liquid chromatography;
	MCPBA	m-Chloroperoxybenzoic acid;
	MsCl	Methanesulfonyl chloride;
	NaHMDS	Sodium bis(trimethylsilyl)amide;
	Py	Pyridine;
25	TFA	Trifluoroacetic acid;
	THF	Tetrahydrofuran.

Compounds of this invention are prepared by employing the reactions shown in the following Reaction Schemes A-J, in addition to other standard manipulations such as ester hydrolysis, cleavage of protecting groups, etc., as may be known in the literature or exemplified in the experimental procedures. Some key bond-forming and peptide modifying reactions are:

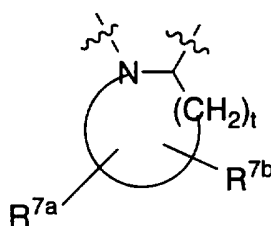
- 49 -

- Reaction A Amide bond formation and protecting group cleavage using standard solution or solid phase methodologies.
- 5 Reaction B Preparation of a reduced peptide subunit by reductive alkylation of an amine by an aldehyde using sodium cyanoborohydride or other reducing agents.
- Reaction C Deprotection of the reduced peptide subunit
- 10 Reaction D Peptide bond formation and protecting group cleavage using standard solution or solid phase methodologies.
- Reaction E Preparation of a reduced subunit by borane reduction of the amide moiety.

15

Reaction Schemes A-E illustrate bond-forming and peptide modifying reactions incorporating acyclic peptide units. It is well understood that such reactions are equally useful when the -NHC(R^A) - moiety of the reagents and compounds illustrated is replaced with the

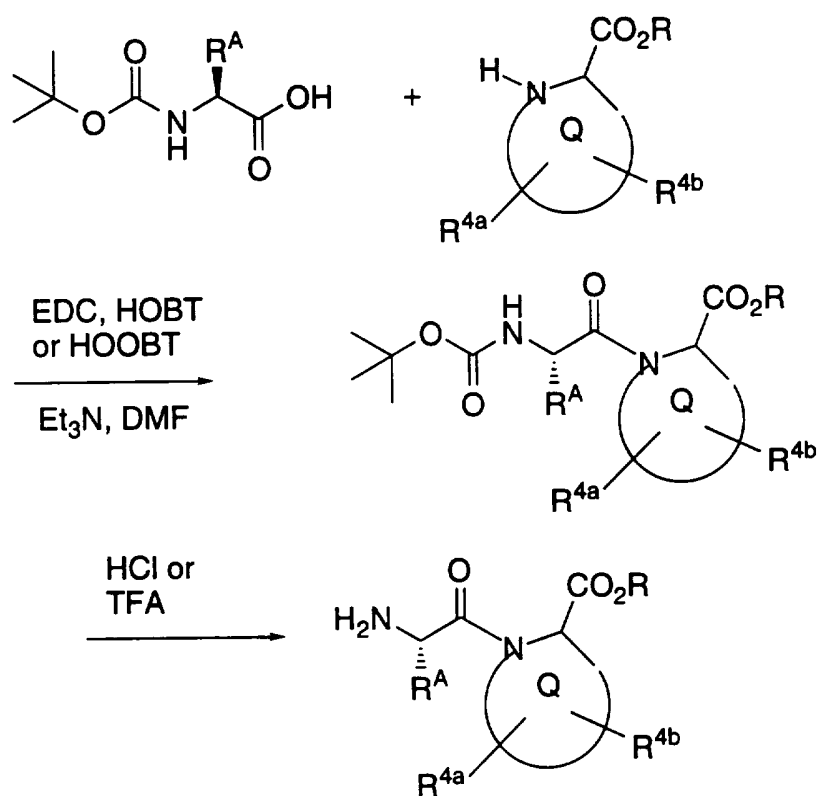
20 following moiety:



These reactions may be employed in a linear sequence to provide the compounds of the invention or they may be used to synthesize fragments

25 which are subsequently joined by the reactions described in the Reaction Schemes.

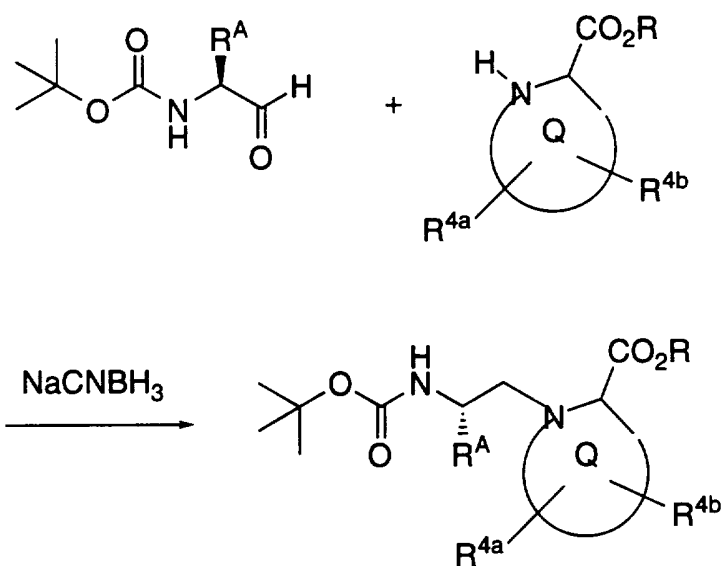
- 50 -

REACTION SCHEME AReaction A. Coupling of residues to form an amide bond

- 51 -

REACTION SCHEME B

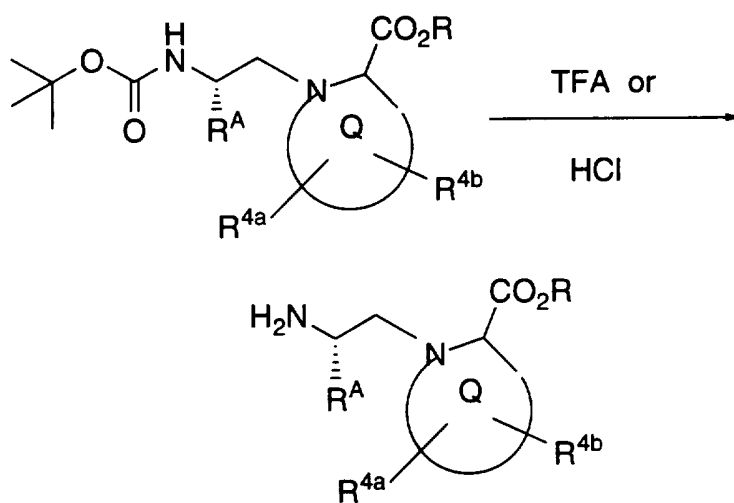
Reaction B. Preparation of reduced peptide subunits by reductive alkylation



5

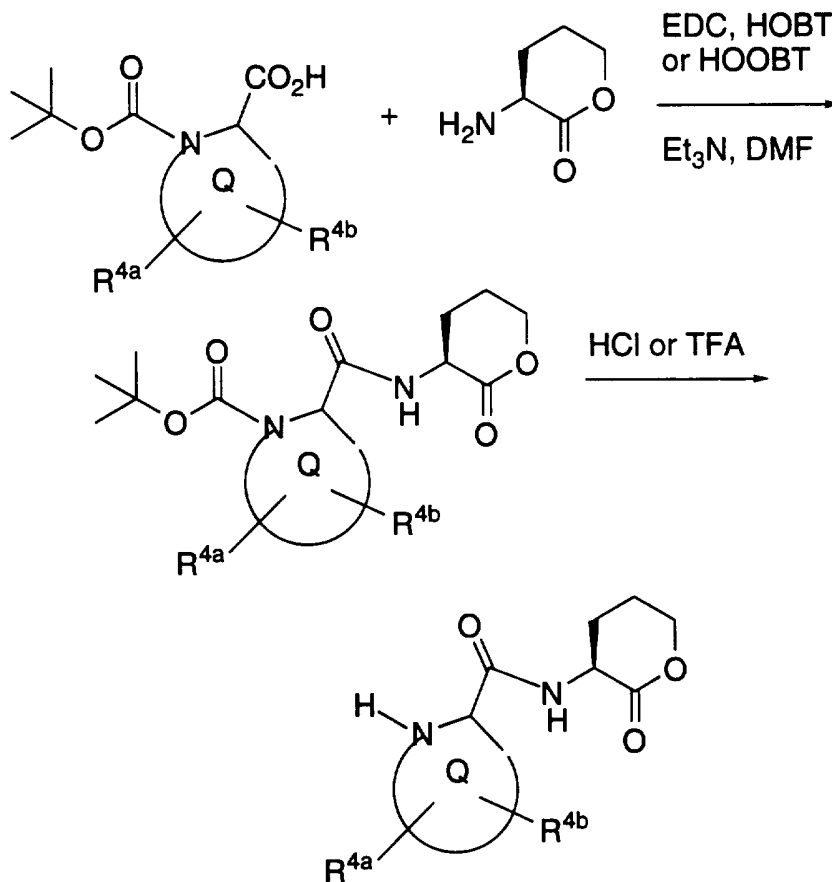
REACTION SCHEME C

Reaction C. Deprotection of reduced peptide subunits

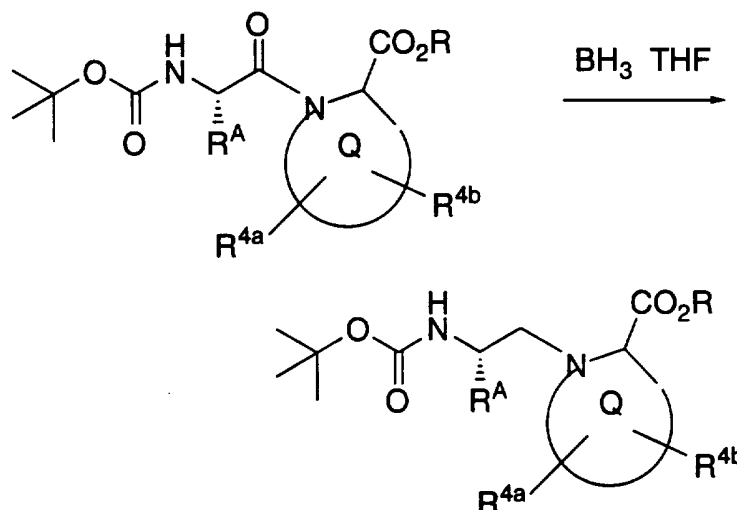


10

- 52 -

REACTION SCHEME DReaction D. Coupling of residues to form an amide bond

- 53 -

REACTION SCHEME EReaction E. Preparation of reduced dipeptides from peptides

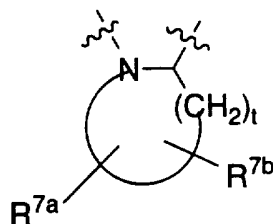
5

where R^A is R^2 , R^3 , R^{5a} or R^{5b} as previously defined; R^{4a} and R^{4b} are as previously defined; and R is an appropriate protecting group for the carboxylic acid.

10

Reaction Schemes F - M illustrate reactions wherein the non-sulfhydryl-containing moiety at the N-terminus of the compounds of the instant invention is attached to an acyclic peptide unit which may be further elaborated to provide the instant compounds. It is well understood that such reactions are equally useful when the $-NHC(R^A)-$ moiety of the reagents and compounds illustrated is replaced with the following moiety:

15



- 54 -

These reactions may be employed in a linear sequence to provide the compounds of the invention or they may be used to synthesize fragments which are subsequently joined by the reactions described in Reaction Schemes A - E.

5 The intermediates whose synthesis are illustrated in Reaction Schemes A and C can be reductively alkylated with a variety of aldehydes, such as **I**, as shown in Reaction Scheme F. The aldehydes can be prepared by standard procedures, such as that described by O. P. Goel, U. Krolls, M. Stier and S. Kesten in Organic Syntheses, **1988**, 67, 69-75,
10 from the appropriate amino acid (Reaction Scheme F). The reductive alkylation can be accomplished at pH 5-7 with a variety of reducing agents, such as sodium triacetoxyborohydride or sodium cyanoborohydride in a solvent such as dichloroethane, methanol or dimethylformamide. The product **II** can be deprotected to give the final
15 compounds **III** with trifluoroacetic acid in methylene chloride. The final product **III** is isolated in the salt form, for example, as a trifluoroacetate, hydrochloride or acetate salt, among others. The product diamine **III** can further be selectively protected to obtain **IV**, which can subsequently be reductively alkylated with a second aldehyde to obtain **V**. Removal of
20 the protecting group, and conversion to cyclized products such as the dihydroimidazole **VII** can be accomplished by literature procedures.

 Alternatively, the protected dipeptidyl analog intermediate can be reductively alkylated with other aldehydes such as 1-trityl-4-carboxaldehyde or 1-trityl-4-imidazolylacetaldehyde, to give products
25 such as **VIII** (Reaction Scheme G). The trityl protecting group can be removed from **VIII** to give **IX**, or alternatively, **VIII** can first be treated with an alkyl halide then subsequently deprotected to give the alkylated imidazole **X**. Alternatively, the dipeptidyl analog intermediate can be acylated or sulfonylated by standard techniques.

30 The imidazole acetic acid **XI** can be converted to the acetate **XIII** by standard procedures, and **XIII** can be first reacted with an alkyl halide, then treated with refluxing methanol to provide the regiospecifically alkylated imidazole acetic acid ester **XIV**. Hydrolysis and reaction with the protected dipeptidyl analog intermediate in the

- 55 -

presence of condensing reagents such as 1-(3-dimethylaminopropyl)-3-ethylcarbodiimide (EDC) leads to acylated products such as **XV**.

If the protected dipeptidyl analog intermediate is reductively alkylated with an aldehyde which also has a protected hydroxyl group, such as **XVI** in Reaction Scheme I, the protecting groups can be
5 subsequently removed to unmask the hydroxyl group (Reaction Schemes I, J). The alcohol can be oxidized under standard conditions to *e.g.* an aldehyde, which can then be reacted with a variety of organometallic reagents such as Grignard reagents, to obtain secondary alcohols such as
10 **XX**. In addition, the fully deprotected amino alcohol **XXI** can be reductively alkylated (under conditions described previously) with a variety of aldehydes to obtain secondary amines, such as **XXII** (Reaction Scheme K), or tertiary amines.

The Boc protected amino alcohol **XVIII** can also be utilized
15 to synthesize 2-aziridinylmethylpiperazines such as **XXIII** (Reaction Scheme L). Treating **XVIII** with 1,1'-sulfonyldiimidazole and sodium hydride in a solvent such as dimethylformamide led to the formation of aziridine **XXIII**. The aziridine reacted in the presence of a nucleophile, such as a thiol, in the presence of base to yield the ring-opened product
20 **XXIV**.

In addition, the protected dipeptidyl analog intermediate can be reacted with aldehydes derived from amino acids such as O-alkylated tyrosines, according to standard procedures, to obtain compounds such as **XXX**, as shown in Reaction Scheme M. When R' is an aryl group, **XXX**
25 can first be hydrogenated to unmask the phenol, and the amine group deprotected with acid to produce **XXXI**. Alternatively, the amine protecting group in **XXX** can be removed, and O-alkylated phenolic amines such as **XXXII** produced.

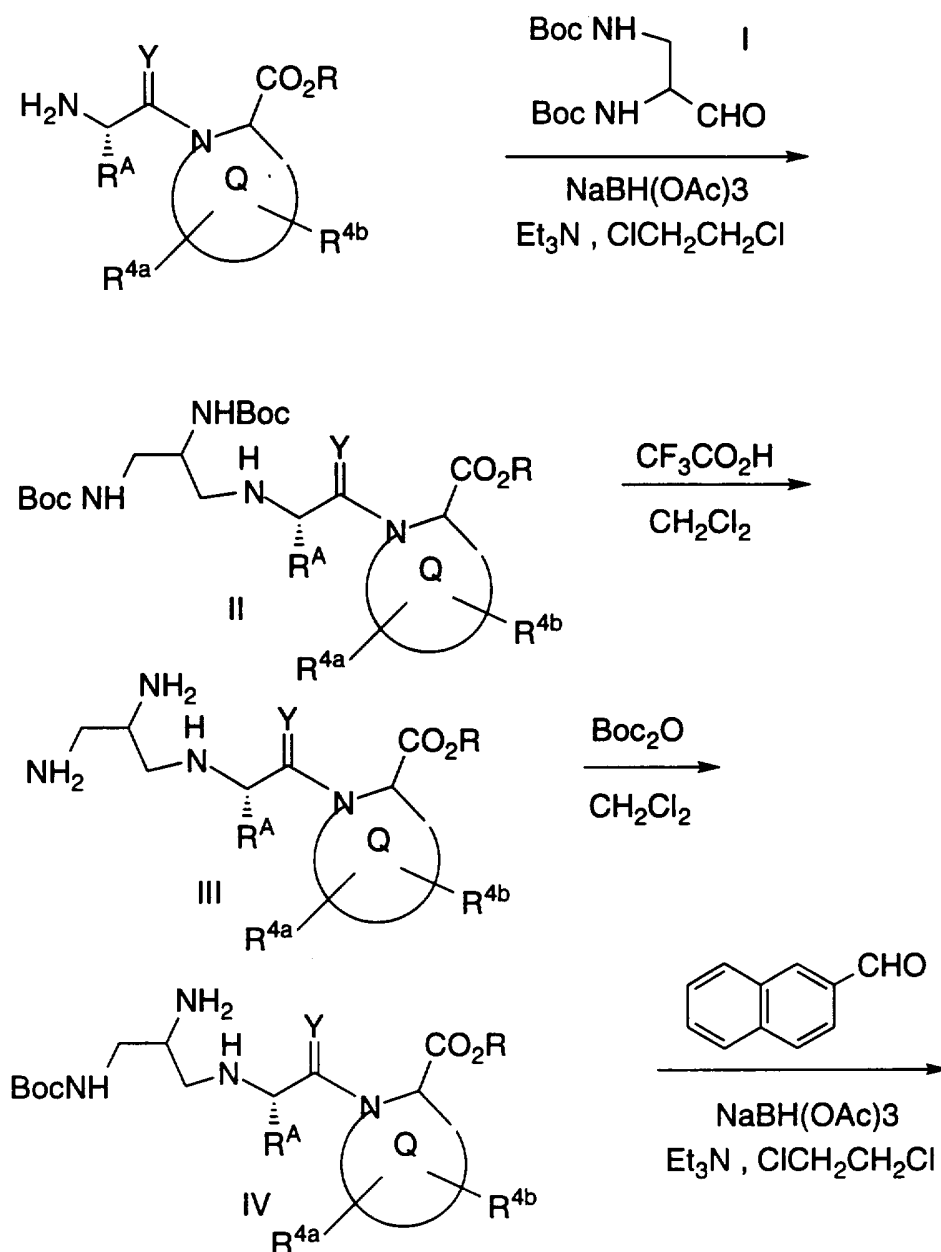
Similar procedures as are illustrated in Reaction Schemes F-
30 M may be employed using other peptidyl analog intermediates such as those whose synthesis is illustrated in Reaction Schemes B - E.

Reaction Schemes N-R illustrate syntheses of suitably substituted aldehydes useful in the syntheses of the instant compounds wherein the variable W is present as a pyridyl moiety. Similar synthetic

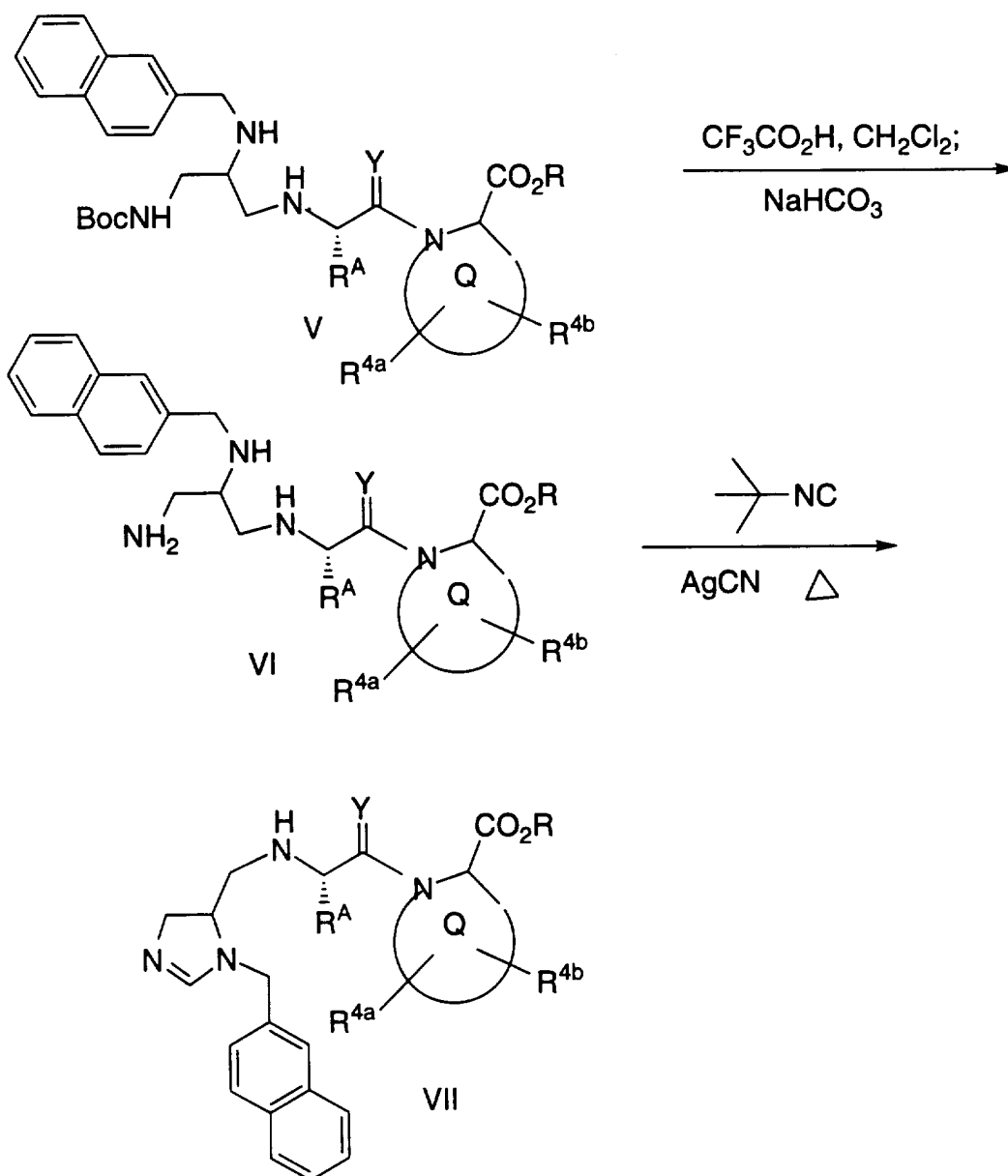
- 56 -

strategies for preparing alkanols that incorporate other heterocyclic moieties for variable W are also well known in the art.

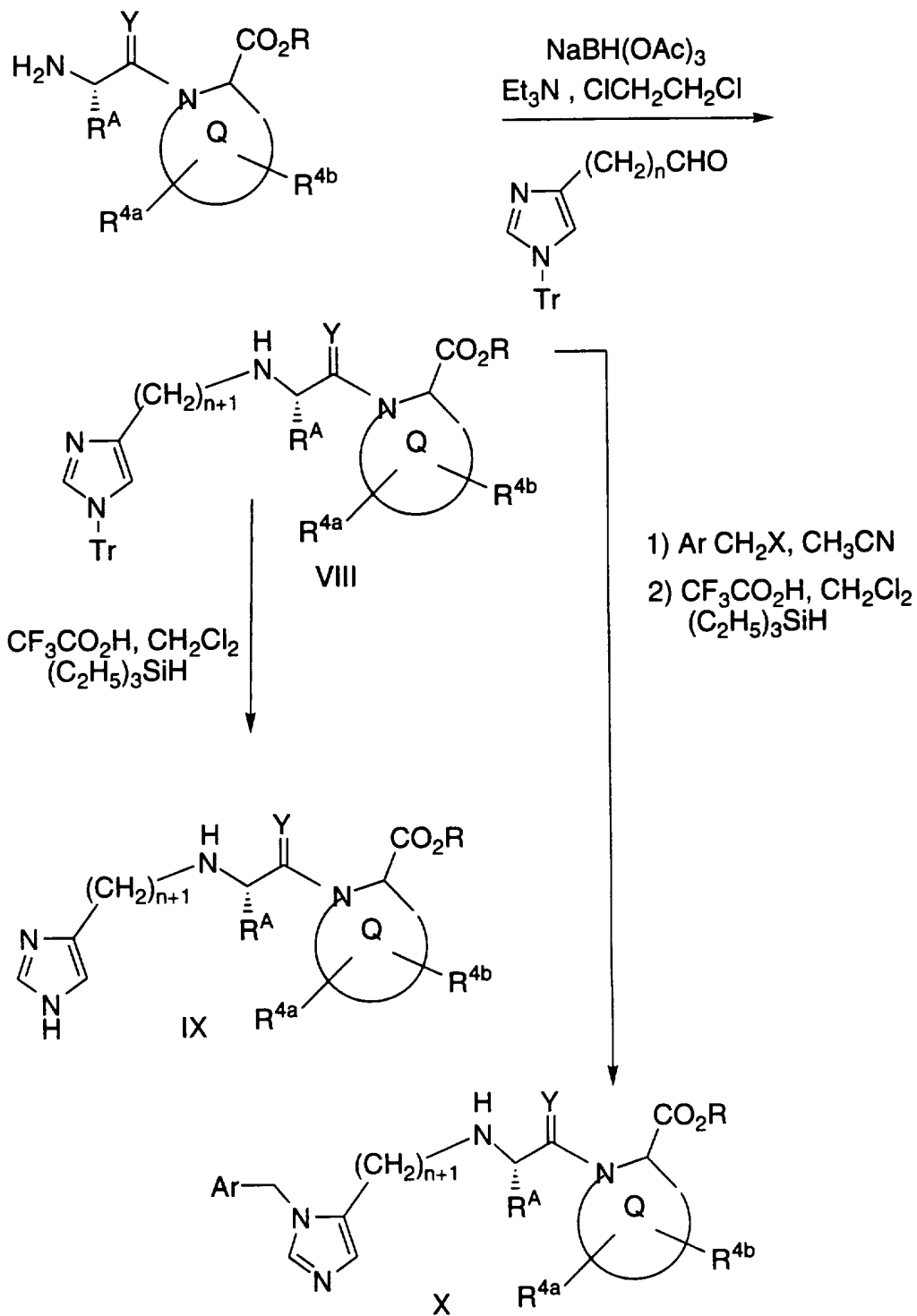
- 57 -

REACTION SCHEME F

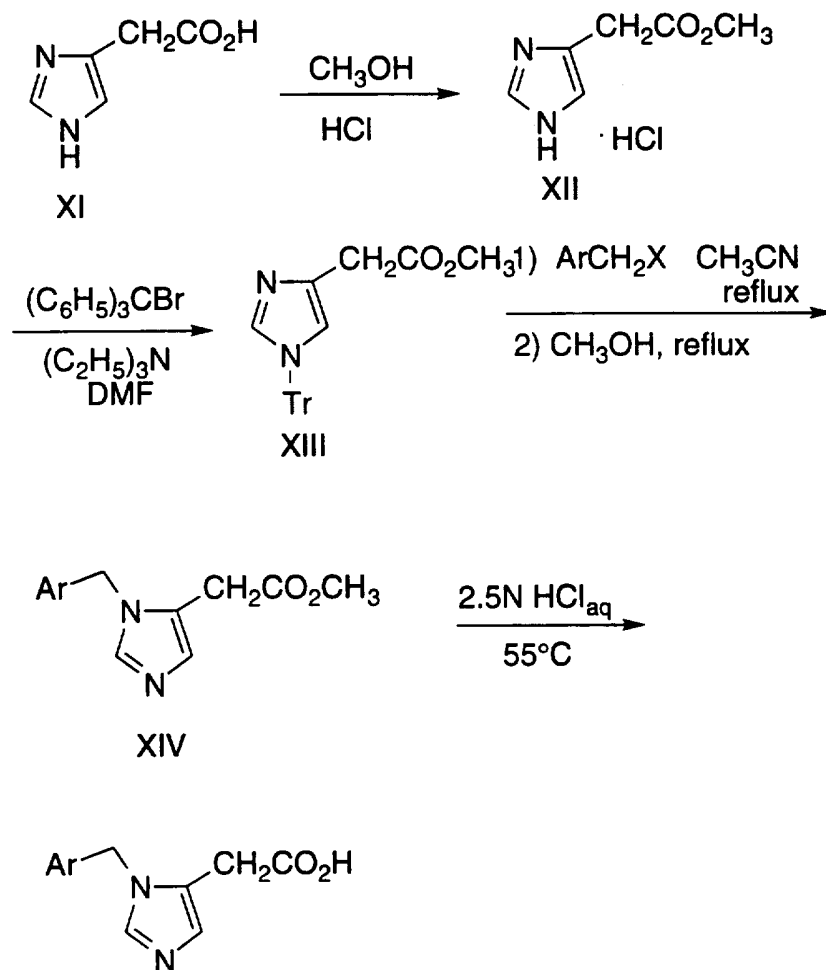
- 58 -

REACTION SCHEME F (continued)

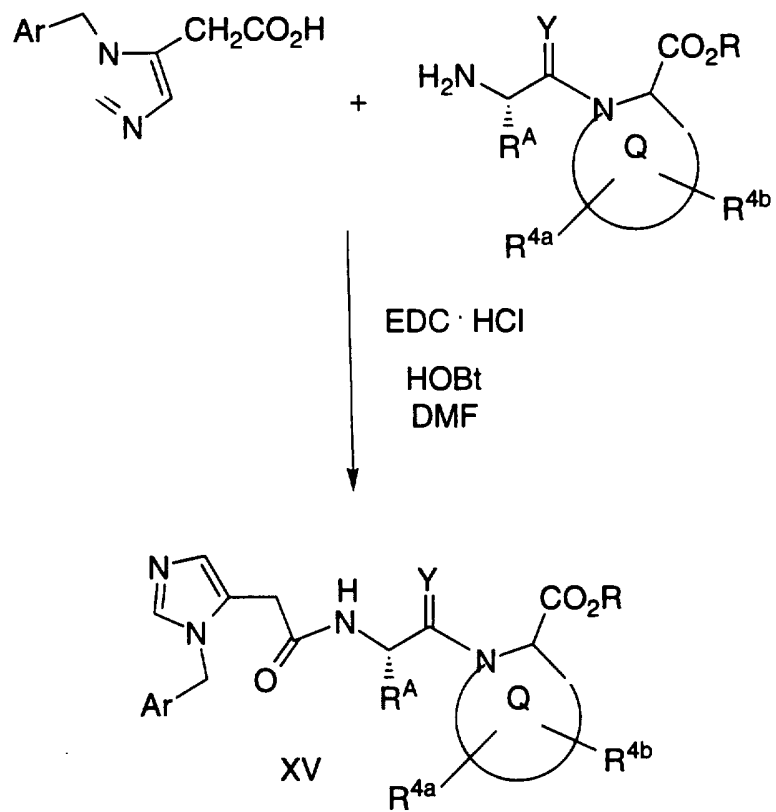
REACTION SCHEME G



- 60 -

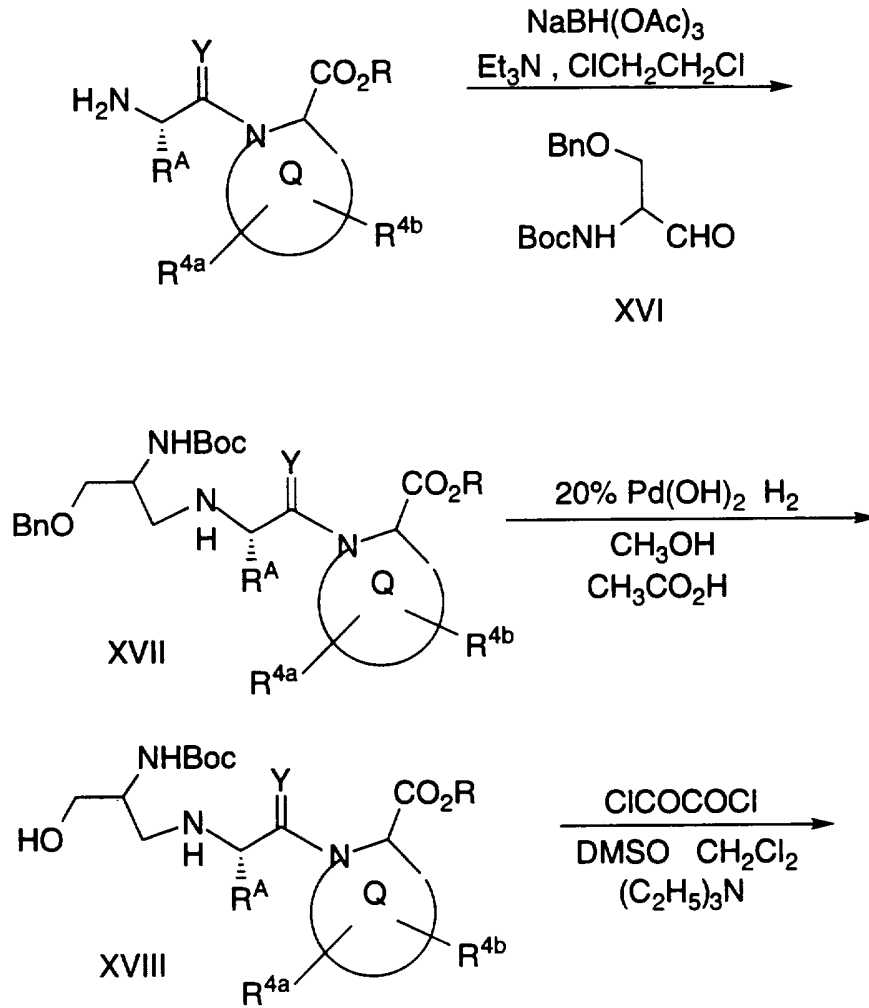
REACTION SCHEME H

- 61 -

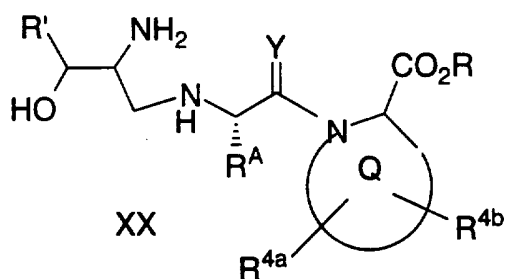
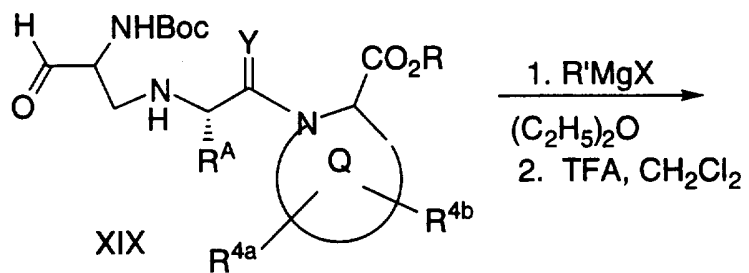
REACTION SCHEME I

- 62 -

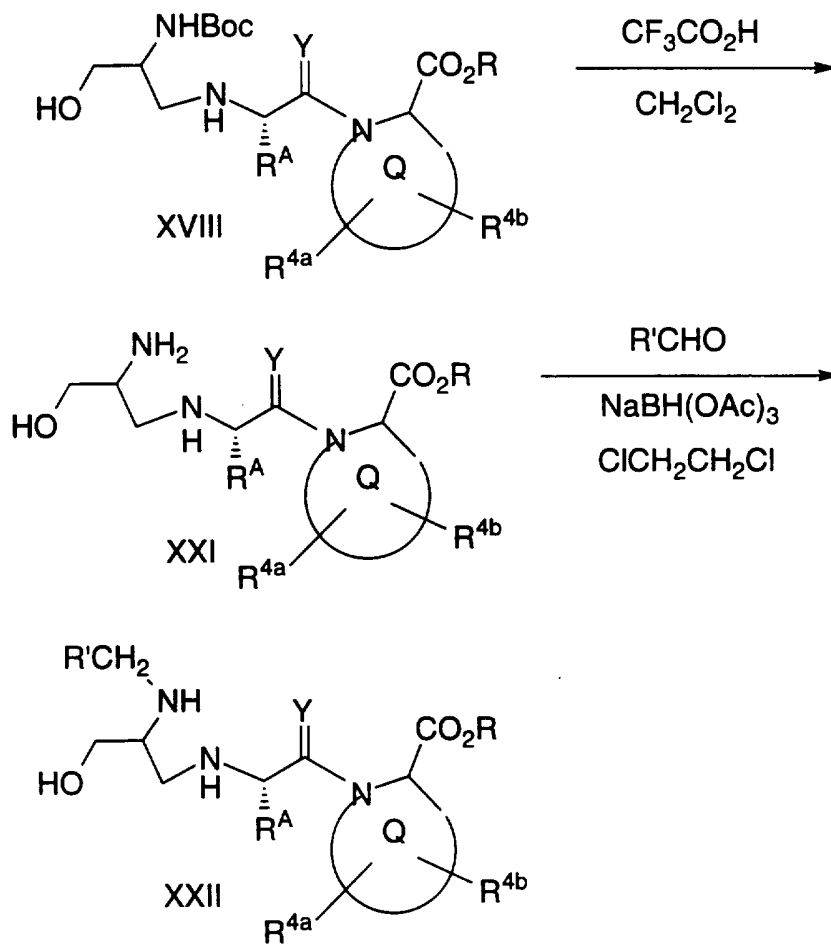
REACTION SCHEME J



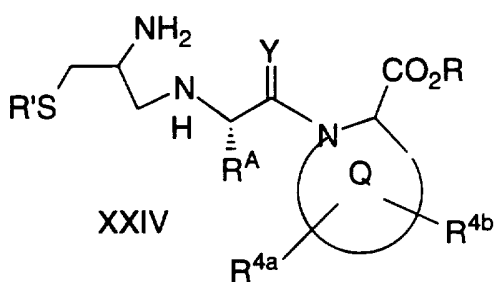
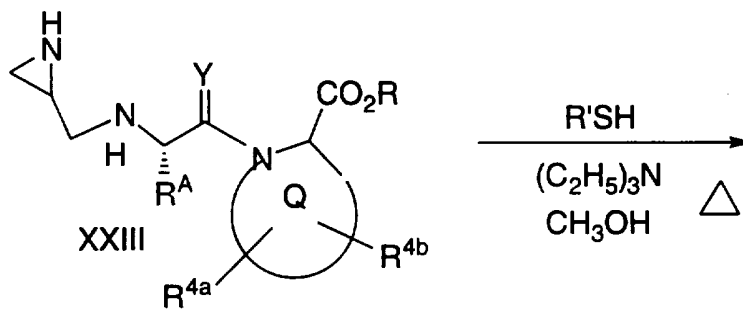
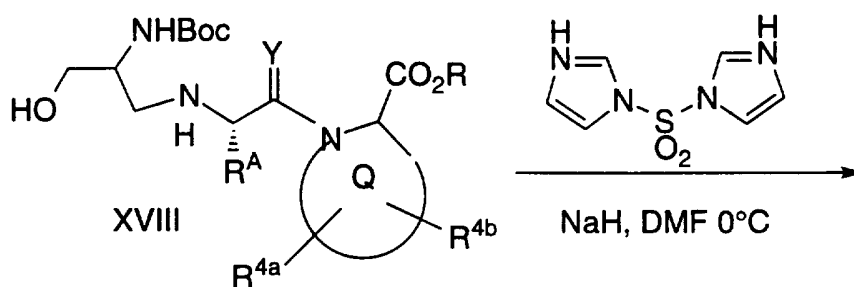
- 63 -

REACTION SCHEME J (CONTINUED)

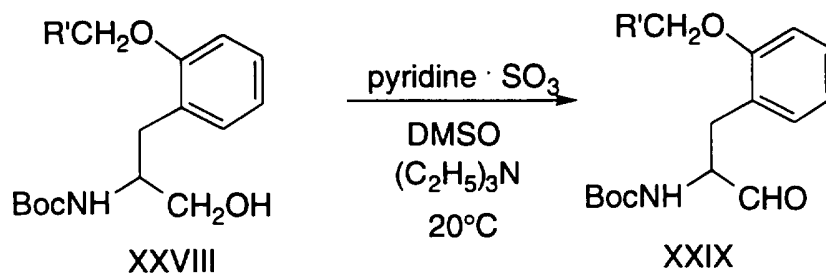
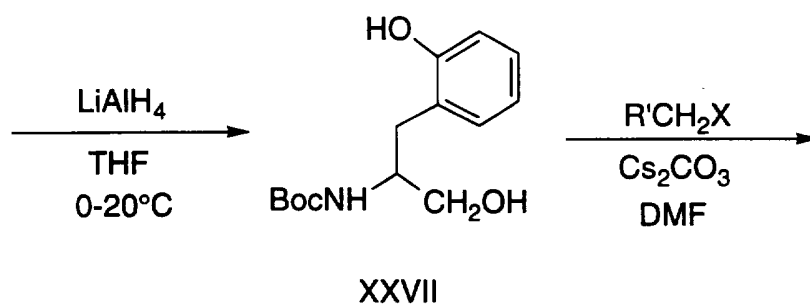
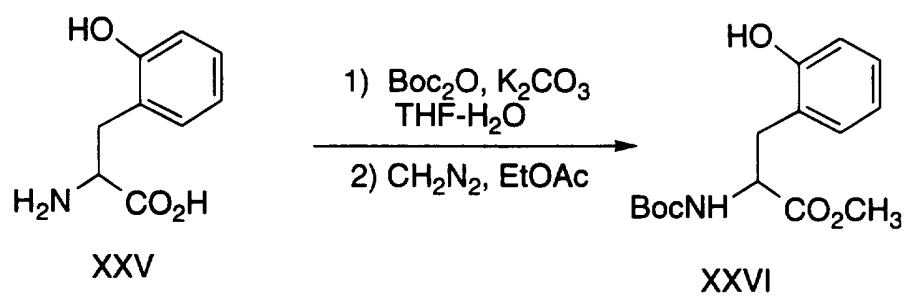
- 64 -

REACTION SCHEME K

- 65 -

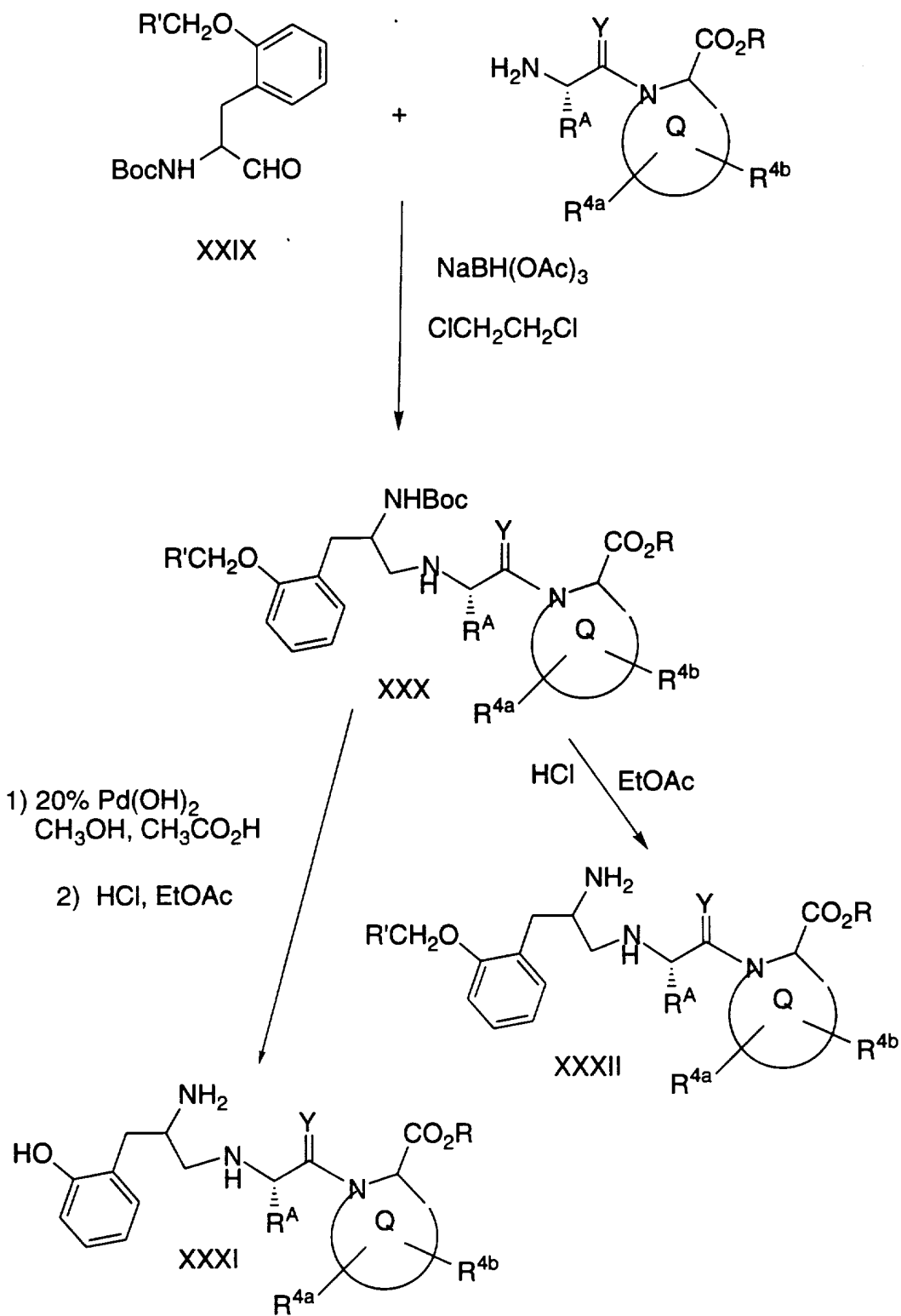
REACTION SCHEME L

- 66 -

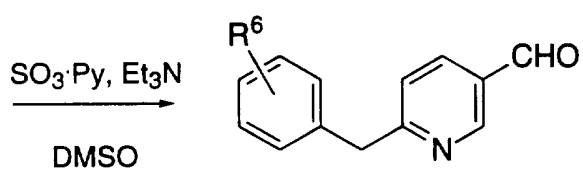
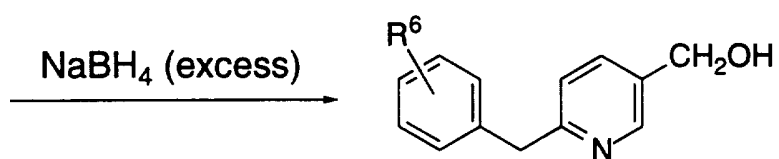
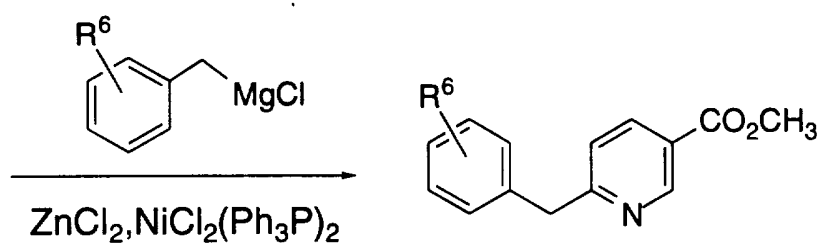
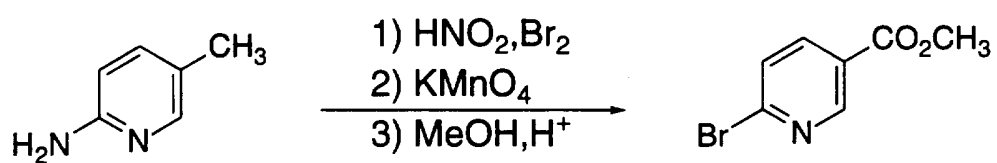
REACTION SCHEME M

- 67 -

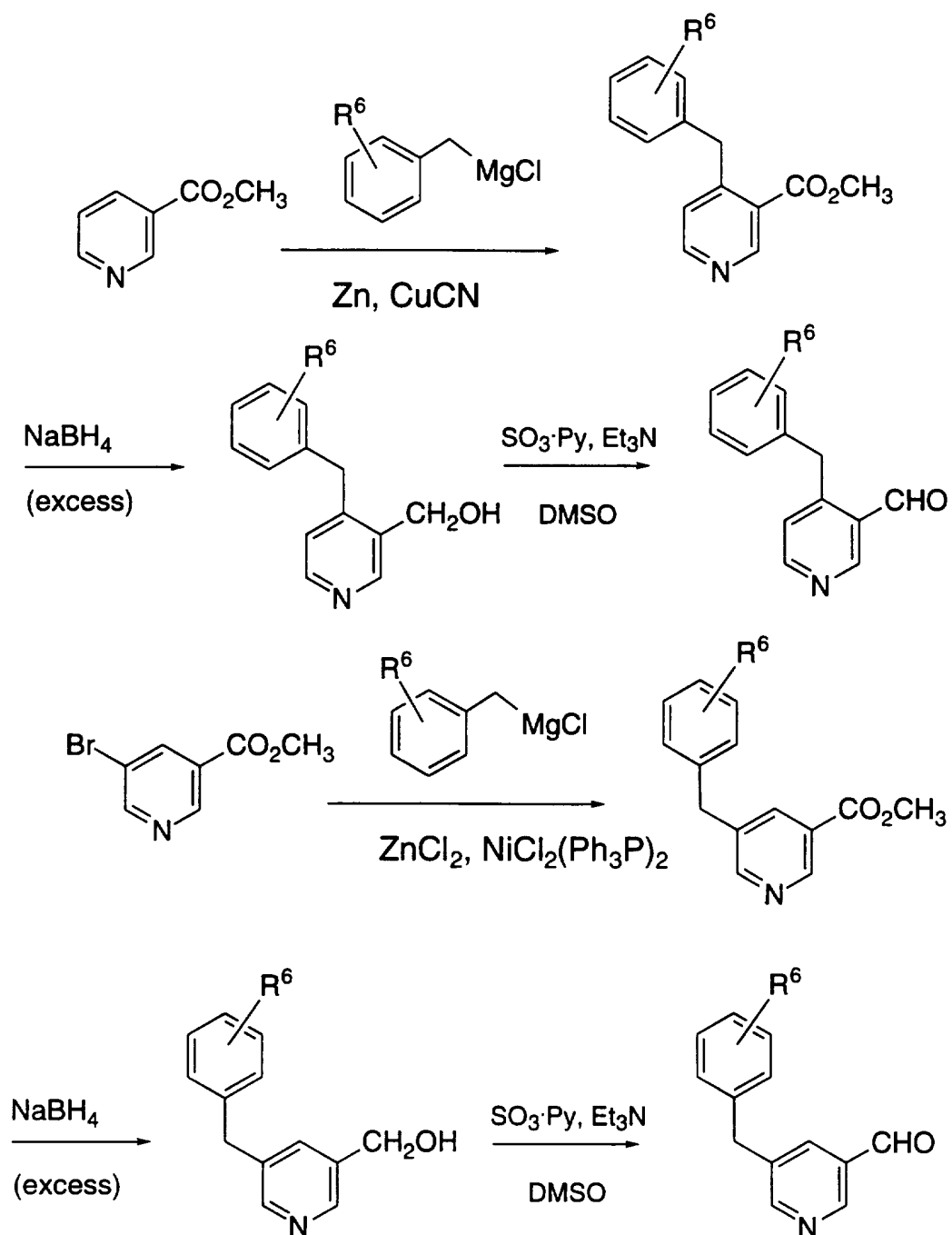
REACTION SCHEME M (continued)



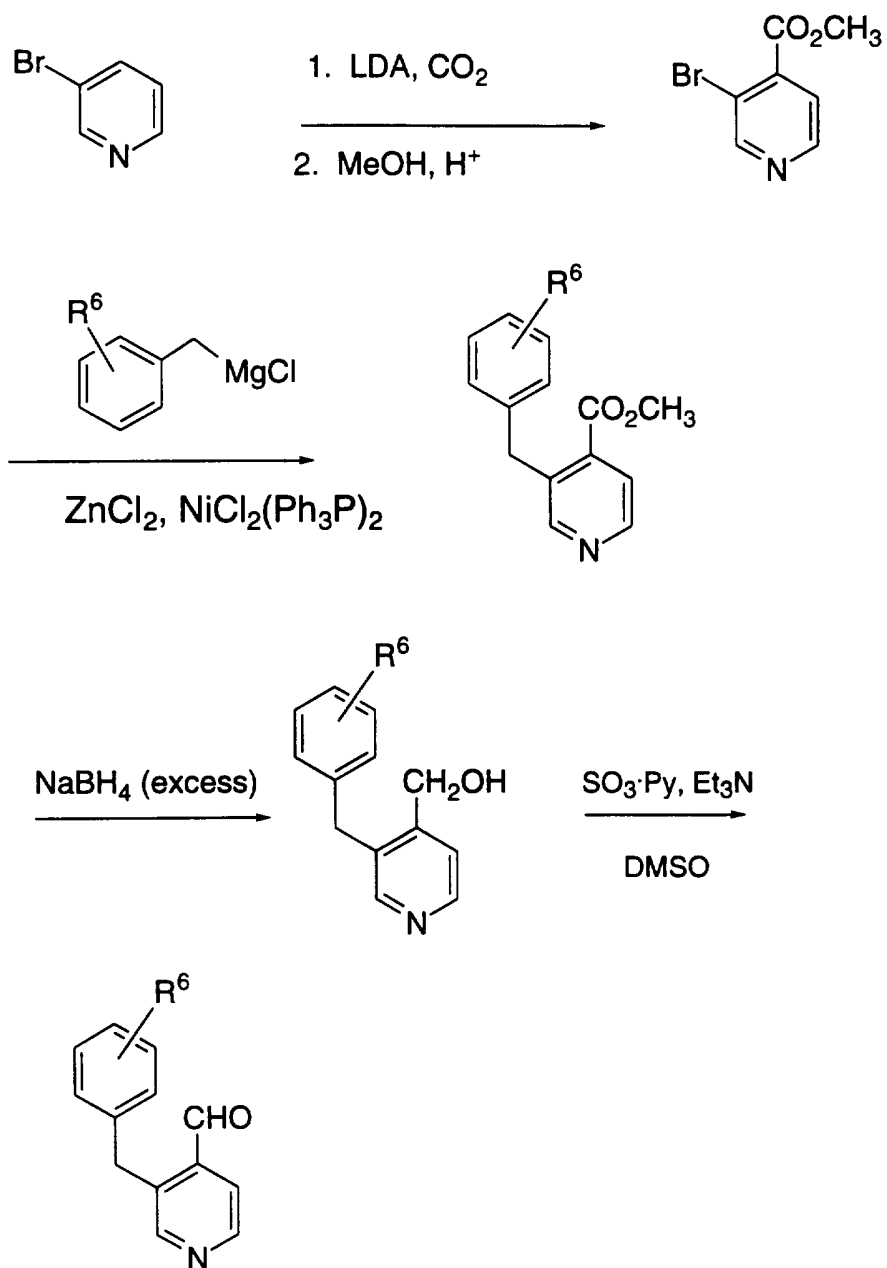
- 68 -

REACTION SCHEME N

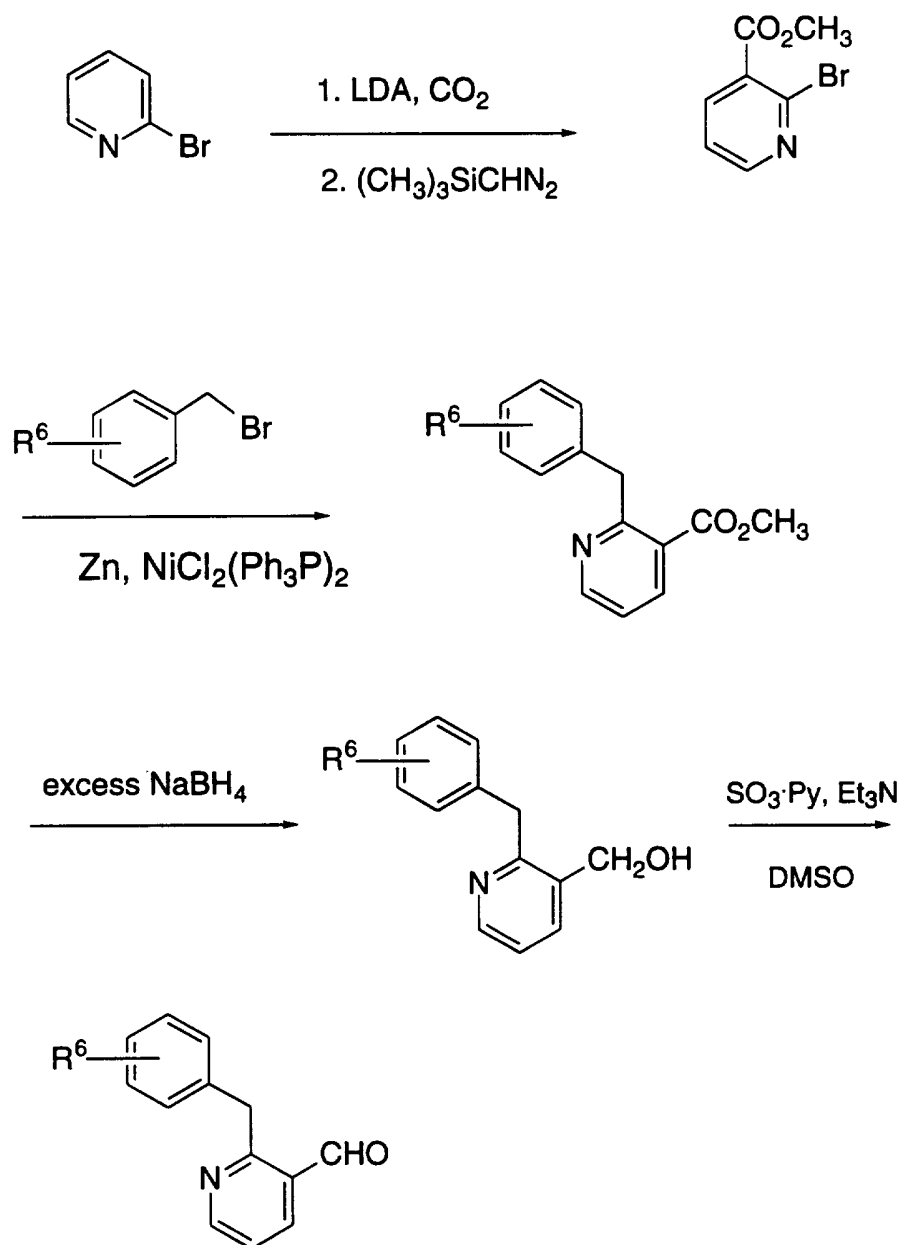
- 69 -

REACTION SCHEME P

- 70 -

REACTION SCHEME Q

- 71 -

REACTION SCHEME R

- 72 -

The instant compounds are useful as pharmaceutical agents for mammals, especially for humans. These compounds may be administered to patients for use in the treatment of cancer. Examples of the type of cancer which may be treated with the compounds of this invention include, but are not limited to, colorectal carcinoma, exocrine pancreatic carcinoma, myeloid leukemias and neurological tumors. Such tumors may arise by mutations in the *ras* genes themselves, mutations in the proteins that can regulate Ras formation (i.e., neurofibromin (NF-1), neu, scr, abl, lck, fyn) or by other mechanisms.

The compounds of the instant invention inhibit farnesyl-protein transferase and the farnesylation of the oncogene protein Ras. The instant compounds may also inhibit tumor angiogenesis, thereby affecting the growth of tumors (J. Rak et al. *Cancer Research*, 55:4575-4580 (1995)). Such anti-angiogenesis properties of the instant compounds may also be useful in the treatment of certain forms of blindness related to retinal vascularization.

The compounds of this invention are also useful for inhibiting other proliferative diseases, both benign and malignant, wherein Ras proteins are aberrantly activated as a result of oncogenic mutation in other genes (i.e., the Ras gene itself is not activated by mutation to an oncogenic form) with said inhibition being accomplished by the administration of an effective amount of the compounds of the invention to a mammal in need of such treatment. For example, a component of NF-1 is a benign proliferative disorder.

The instant compounds may also be useful in the treatment of certain viral infections, in particular in the treatment of hepatitis delta and related viruses (J.S. Glenn et al. *Science*, 256:1331-1333 (1992)).

The compounds of the instant invention are also useful in the prevention of restenosis after percutaneous transluminal coronary angioplasty by inhibiting neointimal formation (C. Indolfi et al. *Nature medicine*, 1:541-545(1995)).

The instant compounds may also be useful in the treatment and prevention of polycystic kidney disease (D.L. Schaffner et al.

- 73 -

American Journal of Pathology, 142:1051-1060 (1993) and B. Cowley, Jr. et al. *FASEB Journal*, 2:A3160 (1988)).

The compounds of this invention may be administered to mammals, preferably humans, either alone or, preferably, in combination
5 with pharmaceutically acceptable carriers or diluents, optionally with known adjuvants, such as alum, in a pharmaceutical composition, according to standard pharmaceutical practice. The compounds can be administered orally or parenterally, including the intravenous,
10 intramuscular, intraperitoneal, subcutaneous, rectal and topical routes of administration.

For oral use of a chemotherapeutic compound according to this invention, the selected compound may be administered, for example, in the form of tablets or capsules, or as an aqueous solution or suspension. In the case of tablets for oral use, carriers which are
15 commonly used include lactose and corn starch, and lubricating agents, such as magnesium stearate, are commonly added. For oral administration in capsule form, useful diluents include lactose and dried corn starch. When aqueous suspensions are required for oral use, the active ingredient is combined with emulsifying and suspending agents. If
20 desired, certain sweetening and/or flavoring agents may be added. For intramuscular, intraperitoneal, subcutaneous and intravenous use, sterile solutions of the active ingredient are usually prepared, and the pH of the solutions should be suitably adjusted and buffered. For intravenous use, the total concentration of solutes should be controlled in order to render
25 the preparation isotonic.

The present invention also encompasses a pharmaceutical composition useful in the treatment of cancer, comprising the administration of a therapeutically effective amount of the compounds of this invention, with or without pharmaceutically acceptable carriers or
30 diluents. Suitable compositions of this invention include aqueous solutions comprising compounds of this invention and pharmacologically acceptable carriers, e.g., saline, at a pH level, e.g., 7.4. The solutions may be introduced into a patient's intramuscular blood-stream by local bolus injection.

- 74 -

When a compound according to this invention is administered into a human subject, the daily dosage will normally be determined by the prescribing physician with the dosage generally varying according to the age, weight, and response of the individual patient, as well as the severity of the patient's symptoms.

In one exemplary application, a suitable amount of compound is administered to a mammal undergoing treatment for cancer. Administration occurs in an amount between about 0.1 mg/kg of body weight to about 20 mg/kg of body weight per day, preferably of between 0.5 mg/kg of body weight to about 10 mg/kg of body weight per day.

The compounds of the instant invention are also useful as a component in an assay to rapidly determine the presence and quantity of farnesyl-protein transferase (FPTase) in a composition. Thus the composition to be tested may be divided and the two portions contacted with mixtures which comprise a known substrate of FPTase (for example a tetrapeptide having a cysteine at the amine terminus) and farnesyl pyrophosphate and, in one of the mixtures, a compound of the instant invention. After the assay mixtures are incubated for an sufficient period of time, well known in the art, to allow the FPTase to farnesylate the substrate, the chemical content of the assay mixtures may be determined by well known immunological, radiochemical or chromatographic techniques. Because the compounds of the instant invention are selective inhibitors of FPTase, absence or quantitative reduction of the amount of substrate in the assay mixture without the compound of the instant invention relative to the presence of the unchanged substrate in the assay containing the instant compound is indicative of the presence of FPTase in the composition to be tested.

It would be readily apparent to one of ordinary skill in the art that such an assay as described above would be useful in identifying tissue samples which contain farnesyl-protein transferase and quantitating the enzyme. Thus, potent inhibitor compounds of the instant invention may be used in an active site titration assay to determine the quantity of enzyme in the sample. A series of samples composed of aliquots of a tissue extract containing an unknown amount of farnesyl-protein

- 75 -

transferase, an excess amount of a known substrate of FPTase (for example a tetrapeptide having a cysteine at the amine terminus) and farnesyl pyrophosphate are incubated for an appropriate period of time in the presence of varying concentrations of a compound of the instant invention. The concentration of a sufficiently potent inhibitor (i.e., one that has a K_i substantially smaller than the concentration of enzyme in the assay vessel) required to inhibit the enzymatic activity of the sample by 50% is approximately equal to half of the concentration of the enzyme in that particular sample.

10

EXAMPLES

15 Examples provided are intended to assist in a further understanding of the invention. Particular materials employed, species and conditions are intended to be further illustrative of the invention and not limitative of the reasonable scope thereof.

20 The standard workup referred to in the examples refers to solvent extraction and washing the organic solution with 10% citric acid, 10% sodium bicarbonate and brine as appropriate. Solutions were dried over sodium sulfate and evaporated *in vacuo* on a rotary evaporator.

EXAMPLE 1

25 Preparation of N-[(1H-imidazol-4-ylacetyl-2(S)-amino)-3(S)-methylpentyl]-1,2,3,4-tetrahydro-3(S)-isoquinolinecarbonyl-methionine methyl ester and
N-[(1H-imidazol-4-ylacetyl-2(S)-amino)-3(S)-methylpentyl]-1,2,3,4-tetrahydro-3(S)-isoquinolinecarbonyl-methionine trifluoroacetate

30

Step A: N-(t-Butoxycarbonyl)-isoleucinal

35 This compound was synthesized by applying the procedure of Goel, Krolls, Stier, and Kesten [Organic Syntheses, 67, 69 (1988)] to N-(t-butoxycarbonyl)-isoleucine. The compound was obtained as a colorless oil, which was used without purification.

- 76 -

Step B: N-[(2S)-(t-Butyloxycarbonylamino)-3(S)-methylpentyl]-1,2,3,4-tetrahydro-3(S)-isoquinolinecarboxylic acid benzyl ester.

5 N-(t-Butyloxycarbonyl)-isoleucinal (1.5 g, 0.0070 mol) and 1,2,3,4-tetrahydro-3(S)-isoquinolinecarboxylic acid benzyl ester (2.23 g, 0.0084 mol) were dissolved in MeOH (30 mL) at ambient temperature under nitrogen and treated with 3A molecular sieves (3 g) and sodium cyanoborohydride (0.66 g, 0.0105 mol) with stirring. After 18 h the
10 mixture was filtered, concentrated, and the residue was partitioned between EtOAc (50 mL) and satd aq NaHCO₃ solution (50 mL). The basic layer was washed with EtOAc (3 x 30 mL), the organics combined, washed with brine, and dried (Na₂SO₄). Filtration and concentration to dryness gave the title compound as a colorless oil after chromatography
15 (SiO₂, hexane: EtOAc, 6:1). ¹H NMR (CDCl₃) δ 7.02-7.35 (m, 9H), 5.11 (s, 2H), 4.6-4.78 (m, 1H), 3.98 (s, 2H), 3.84 (t, 1H, J=5 Hz), 3.64-3.75 (m, 1H), 3.05-3.27 (m, 2H), 2.84 (dd, 1H, J=5, 13 Hz), 2.59 (dd, 1H, J=5, 13 Hz), 1.70-1.82 (m, 1H), 1.40 (s, 9H), 1.26-1.37 (m, 1H), 0.97-1.13 (m, 1H), 0.92 (d, 3H, J=7 Hz), 0.86 (t, 3H, J= 7 Hz).

20

Step C: N-[(2S)-(t-Butyloxycarbonylamino)-3(S)-methylpentyl]-1,2,3,4-tetrahydro-3(S)-isoquinolinecarboxylic acid

N-[(2S)-(t-Butyloxycarbonylamino)-3(S)-methylpentyl]-1,2,3,4-tetrahydro-3(S)-isoquinolinecarboxylic acid benzyl ester (1.5 g, 0.0032 mol) was dissolved in methanol (50 mL) - EtOAc (50 mL), treated with 10% palladium on carbon (0.15 g) and hydrogenated under a balloon of hydrogen for 4 h. Filtration and concentration to dryness gave the title compound as a white solid which was used without further purification.

30 **Step D:** N-[2(S)-(t-Butyloxycarbonylamino)-3(S)-methylpentyl]-1,2,3,4-tetrahydro-3(S)-isoquinolinecarbonyl-methionine methyl ester

N-[(2S)-(t-Butyloxycarbonylamino)-3(S)-methylpentyl]-1,2,3,4-tetrahydro-3(S)-isoquinolinecarboxylic acid (0.67 g, 0.00178 mol)

- 77 -

was dissolved in DMF (10 mL) with stirring at ambient temperature and treated with EDC (0.376 g, 0.00196 mol), HOBT (0.265 g, 0.00196 mol), and methionine methyl ester hydrochloride (0.427 g, 0.00214 mol). The pH was adjusted to 7 with Et₃N (0.546 mL, 0.00392 mol) and stirring
5 was continued for 18 h. The reaction mixture was concentrated, then partitioned between EtOAc (50 mL) - H₂O (50 mL). The aq layer was washed with EtOAc (2 x 30 mL), the organics combined, washed with aq satd NaHCO₃ solution, brine, and dried (Na₂SO₄). Filtration and concentration gave the title compound after chromatography (SiO₂,
10 CH₂Cl₂: MeOH, 99.5:0.5). ¹H NMR (CD₃OD) δ 7.05-7.2 (m, 4H), 4.43-4.52 (m, 1H), 3.98 (d, 1H, J=13 Hz), 3.68-3.82 (m, 2H), 4.87 (s, 3H), 3.55 (t, 1H, J=6 Hz), 2.96-3.14 (m, 2H), 2.84 (dd, 1H, J= 5, 13 Hz), 2.70 (dd, 1H, J= 5,13 Hz), 1.88-2.14 (m, 2H), 1.95 (s, 3H), 1.32-1.57(m, 2H), 1.41 (s, 9H), 1.06-1.25 (m, 1H), 0.84-0.96 (m, 6H).

15

Step E: N-[2(S)-amino-3(S)-methylpentyl]-1,2,3,4-tetrahydro-3(S)-isoquinolinecarbonyl-methionine methyl ester

HCl gas was bubbled into a solution of N-[2(S)-(t-butylloxycarbonylamino-3(S)-methylpentyl)-1,2,3,4-tetrahydro-3(S)-
20 isoquinolinecarbonyl-methionine methyl ester (0.37 g, 0.71 mmol) in EtOAc (25 mL) with stirring at -20°C over 0.5 h. The solution was purged with argon for 0.5 h, then concentrated to give the title compound as a white solid which was used without further purification.

25 Step F: N-[(1H-imidazol-4-ylacetyl-2(S)-amino)-3(S)-methylpentyl]-1,2,3,4-tetrahydro-3(S)-isoquinolinecarbonyl-methionine methyl ester trifluoroacetate

1H-Imidazol-4-ylacetic acid (0.18 g, 1.11 mmol) was dissolved in DMF (10 mL) and treated with EDC (0.213 g, 1.11 mmol),
30 HOBT (0.15 g, 1.11 mmol), and N-[2(S)-amino-3(S)-methylpentyl]-1,2,3,4-tetrahydro-3(S)-isoquinolinecarbonyl-methionine methyl ester (0.275 g, 0.556 mmol) with stirring at ambient temperature. Et₃N (0.618 mL, 4.44 mol) was added to bring the pH of the solution to 8, and stirring was continued for 16 h. The reaction mixture was concentrated to

- 78 -

remove the DMF, and the residue was partitioned between EtOAc (20 mL) and H₂O (30 mL). The aqueous layer was washed with EtOAc (3 x 20 mL), the organics combined, washed with brine and dried (Na₂SO₄). Filtration and concentration to dryness gave the title compound after
5 preparative reverse phase chromatography (CH₃CN: H₂O gradient). ¹H NMR (CD₃OD) δ 8.48 (s, 1H), 7.07 (s, 1H), 6.92-7.04 (m, 4H), 4.29 (d, 1H, J= 14 Hz), 4.0-4.15 (m, 3H), 3.85-3.9 (m, 1H), 3.45 (ABq, 2H), 3.35 (s, 3H), 2.9 - 3.2 (m, 4H), 2.05-2.2 (m, 2H), 1.72 (s, 3H), 1.55-1.7 (m, 2H), 1.2-1.35 (m, 1H), 1.1 - 1.20 (m, 1H), 0.8-0.9 (m, 1H), 0.55 - 0.6 (m,
10 6H). FAB MS 530 (M + 1).

Step G: N-[(1H-imidazol-4-ylacetyl)-2(S)-amino-3(S)-methylpentyl]-1,2,3,4-tetrahydro-3(S)-isoquinolinecarbonyl-methionine trifluoroacetate
15 N-[(1H-imidazol-4-ylacetyl-2(S)-amino)-3(S)-methylpentyl]-1,2,3,4-tetrahydro-3(S)-isoquinolinecarbonyl-methionine methyl ester (0.037 g, 0.049 mmol) was dissolved in CH₃OH (2 mL) in an ice-H₂O bath and treated with 1N NaOH (0.195 mL, 0.195 mmol) with stirring. After 3 h the reaction mixture was neutralized with 1N HCl
20 (0.195 mL, 0.195 mmol), then chromatographed on a preparative VYDAC reverse phase column, eluting with 0.1% TFA, H₂O: 0.1% TFA, CH₃CN 95:5 to 5:95 gradient to give the title compound. ¹H NMR (CD₃OD) δ 8.81 (s, 1H), 7.42 (s, 1H), 7.2-7.4 (m, 4H), 4.52 (d, 1H, J= 14 Hz), 4.25-4.45 (m, 3H), 4.15-4.25 (m, 1H), 3.80 (ABq, 2H), 3.25 -
25 3.5 (m, 2H), 2.3-2.5 (m, 2H), 2.05 (s, 3H), 2.03 - 2.15 (m, 1H), 1.9-2.0 (m, 1H), 1.57 - 1.7 (m, 1H), 1.42 -1.55 (m, 1H), 1.1 - 1.23 (m, 1H), 0.9 - 1.0 (m, 6H). FAB MS 516 (M + 1).

Using the methods outlined above, the following compounds are
30 prepared:

N-[(1H-imidazol-4-ylpropionyl)-2(S)-amino-3(S)-methylpentyl]-1,2,3,4-tetrahydro-3(S)-isoquinolinecarbonyl-methionine methyl ester

- 79 -

N-[(1H-imidazol-4-ylpropionyl)-2(S)-amino-3(S)-methylpentyl]-1,2,3,4-tetrahydro-3(S)-isoquinolinecarbonyl-methionine

EXAMPLE 2

5

Preparation of N-[(1-(4-Cyanobenzyl)-1H-imidazol-5-yl)acetyl]-2(S)-amino-3(S)-methylpentyl]-1,2,3,4-tetrahydro-3(S)-isoquinolinecarbonyl methionine methyl ester and

10 N-[(1-(4-Cyanobenzyl)-1H-imidazol-5-yl)acetyl]-2(S)-amino-3(S)-methylpentyl]-1,2,3,4-tetrahydro-3(S)-isoquinolinecarbonyl methionine

Step A: 1H-Imidazole-4- acetic acid methyl ester hydrochloride

A solution of 1H-imidazole-4-acetic acid hydrochloride (4.00g, 24.6 mmol) in methanol (100 ml) was saturated with gaseous hydrogen chloride. The resulting solution was allowed to stand at room temperature (RT) for 18hr. The solvent was evaporated in vacuo to afford the title compound as a white solid.

15 $^1\text{H NMR}(\text{CDCl}_3, 400 \text{ MHz}) \delta$ 8.85(1H, s), 7.45(1H, s), 3.89(2H, s) and 3.75(3H, s) ppm.

20

Step B: 1-(Triphenylmethyl)-1H-imidazol-4-ylacetic acid methyl ester

To a solution of 1H-imidazole-4- acetic acid methyl ester hydrochloride (24.85g, 0.141mol) in dimethyl formamide (DMF) (115ml) was added triethylamine (57.2 ml, 0.412mol) and triphenylmethyl bromide(55.3g, 0.171mol) and the suspension was stirred for 24hr. After this time, the reaction mixture was diluted with ethyl acetate (EtOAc) (1 l) and water (350 ml). The organic phase was washed with sat. aq. NaHCO_3 (350 ml), dried (Na_2SO_4) and evaporated in vacuo. The residue was purified by flash chromatography (SiO_2 , 0-100% ethyl acetate in hexanes; gradient elution) to provide the title compound as a white solid.

25 $^1\text{H NMR}(\text{CDCl}_3, 400 \text{ MHz}) \delta$ 7.35(1H, s), 7.31(9H, m), 7.22(6H, m), 6.76(1H, s), 3.68(3H, s) and 3.60(2H, s) ppm.

30

- 80 -

Step C: [1-(4-Cyanobenzyl)-1H-imidazol-5-yl]acetic acid methyl ester

To a solution of 1-(triphenylmethyl)-1H-imidazol-4-ylacetic acid methyl ester (8.00g, 20.9mmol) in acetonitrile (70 ml) was added
5 bromo-p-toluonitrile (4.10g, 20.92 mmol) and heated at 55°C for 3 hr. After this time, the reaction was cooled to room temperature and the resulting imidazolium salt (white precipitate) was collected by filtration. The filtrate was heated at 55°C for 18hr. The reaction mixture was
10 cooled to room temperature and evaporated in vacuo. To the residue was added EtOAc (70 ml) and the resulting white precipitate collected by filtration. The precipitated imidazolium salts were combined, suspended in methanol (100 ml) and heated to reflux for 30min. After this time, the solvent was removed in vacuo, the resulting residue was suspended in
15 EtOAc (75ml) and the solid isolated by filtration and washed (EtOAc). The solid was treated with sat aq NaHCO₃ (300ml) and CH₂Cl₂ (300ml) and stirred at room temperature for 2 hr. The organic layer was separated, dried (MgSO₄) and evaporated in vacuo to afford the title compound as a white solid :
20 ¹H NMR(CDCl₃, 400 MHz) δ 7.65(1H, d, J=8Hz), 7.53(1H, s), 7.15(1H, d, J=8Hz), 7.04(1H, s), 5.24(2H, s), 3.62(3H, s) and 3.45(2H, s) ppm.

Step D: [1-(4-Cyanobenzyl)-1H-imidazol-5-yl]acetic acid

A solution of [1-(4-cyanobenzyl)-1H-imidazol-5-yl]acetic acid methyl ester (4.44g, 17.4mmol) in THF (100ml) and 1 M lithium hydroxide (17.4 ml, 17.4 mmol) was stirred at RT for 18 hr. 1 M HCl (17.4 ml) was added and the THF was removed by evaporation in vacuo. The aqueous solution was lyophilized to afford the title compound containing lithium chloride as a white solid.
25
30 ¹H NMR(CD₃OD, 400 MHz) δ 8.22(1H, s), 7.74(1H, d, J=8.4Hz), 7.36(1H, d, J=8.4Hz), 7.15(1H, s), 5.43(2H, s) and 3.49(2H, s) ppm.

- 81 -

Step E: N-[(1-(4-Cyanobenzyl)-1H-imidazol-5-yl)acetyl]-2(S)-amino-3(S)-methylpentyl]-1,2,3,4-tetrahydro-3(S)-isoquinolinecarbonyl methionine methyl ester

5 Using the method described in Example 1, Step F, but substituting [1-(4-cyanobenzyl)-1H-imidazol-5-yl]acetic acid for 1H-imidazol-4-ylacetic acid, the title compound is obtained.

Step F: N-[(1-(4-Cyanobenzyl)-1H-imidazol-5-yl)acetyl]-2(S)-amino-3(S)-methylpentyl]-1,2,3,4-tetrahydro-3(S)-isoquinolinecarbonyl methionine

10

Using the method described in Example 1, Step G, the title compound is obtained.

EXAMPLE 3

15

Preparation of N-[L-Pyroglutamyl-2(S)-amino-3(S)-methylpentyl]-1,2,3,4-tetrahydro-3(S)-isoquinolinecarbonyl-methionine trifluoroacetate

Step A: N-[L-Pyroglutamyl-2(S)-amino-3(S)-methylpentyl]-1,2,3,4-tetrahydro-3(S)-isoquinolinecarbonyl-methionine methyl ester trifluoroacetate

20

Following the methods described in Example 1, but using L-pyroglutamic acid in place of 1H-imidazol-4-yl acetic acid, the title compound was prepared. Anal. calcd for C₂₇H₄₀N₄O₅S • 1.5 CF₃CO₂H: C, 51.20; H, 5.94; N, 7.96; Found: C, 51.01; H, 6.00; N, 8.23.

25

Step B: N-[L-Pyroglutamyl-2(S)-amino-3(S)-methylpentyl]-1,2,3,4-tetrahydro-3(S)-isoquinolinecarbonyl-methionine trifluoroacetate

30

The title compound was prepared following the method described in Example 1, Step G. FAB MS 519 (M + 1).

- 82 -

EXAMPLE 4

Preparation of N-[N-(4-Cyanobenzyl)-L-Pyroglutamyl-2(S)-amino-3(S)-methylpentyl]-1,2,3,4-tetrahydro-3(S)-isoquinolinecarbonyl-methionine methyl ester and

5 N-[N-(4-Cyanobenzyl)-L-Pyroglutamyl-2(S)-amino-3(S)-methylpentyl]-1,2,3,4-tetrahydro-3(S)-isoquinolinecarbonyl-methionine

Step A: L-Pyroglutamic acid methyl ester

10 L-Pyroglutamic acid (15.17 g, 0.1175 mol) was dissolved in CH₃OH (100 mL), cooled to 0°C. under Ar and treated dropwise with thionyl chloride (18.9 mL, 0.259 mol) with stirring. The bath was removed and stirring was continued at ambient temperature for 3.5 h. Water (150 mL) and solid NaHCO₃ (60 g) were added, the CH₃OH was

15 removed on a rotary evaporator, and the residue extracted with CH₂Cl₂ (3 x 150 mL). The organic layers were combined, washed with brine, dried (MgSO₄), filtered and concentrated to dryness to give the title compound.

20 Step B: N-(4-Cyanobenzyl)-L-pyroglutamic acid methyl ester

L-Pyroglutamic acid methyl ester (1.36 g, 0.0095 mol) was dissolved in dry THF (20 mL) under Ar, treated with NaH (60% oil dispersion) (0.58 g, 0.0145 mol) with stirring for 5 min, then the mixture was cooled to 0°C. p-Cyanobenzylbromide (1.78 g, 0.0091 mol) was

25 added, and the mixture left to slowly warm to ambient temperature. After 48 h the reaction mixture was partitioned between EtOAc and satd NaHCO₃ solution, the aqueous layer separated and washed with CH₂Cl₂, the organics combined, washed with brine and dried (MgSO₄). Filtration and concentration to dryness followed by trituration with ether gave the

30 white solid product. ¹H NMR(CDCl₃, 400 MHz) δ 7.62(2H, d, J=8 Hz), 7.33(2H, d, J=8 Hz), 4.98(1H, d, J=15.4 Hz), 4.13(1H, d, J=15.4 Hz), 3.99(1H, dd, J=3, 9 Hz) and 2.5-2.6 (1H, m), 2.4-2.5 (1H, m), 2.2-2.45 (1H, m), 2.1-2.2 (1H, m) ppm.

- 83 -

Step C: N-(4-Cyanobenzyl)-L-pyroglutamic acid

N-(4-Cyanobenzyl)-L-pyroglutamic acid methyl ester (0.875 g, 0.0034 mol) was dissolved in THF:H₂O (3:1) (12 mL) and treated with LiOH (0.294 g, 0.007 mol) with stirring at ambient temperature. After stirring for 3 h, the solution was neutralized with 1 N HCl, and concentrated to dryness to give the title compound and 2.1 eq of LiCl which was used without further purification.

Step D: N-[N-(4-Cyanobenzyl)-L-Pyroglutamyl-2(S)-amino-3(S)-methylpentyl]-1,2,3,4-tetrahydro-3(S)-isoquinolinecarbonylmethionine methyl ester

Using the method described in Example 1, Step F, but substituting N-(4-Cyanobenzyl)-L-pyroglutamic acid for 1H-imidazol-4-ylacetic acid, the title compound is obtained.

Step E: N-[N-(4-Cyanobenzyl)-L-Pyroglutamyl-2(S)-amino-3(S)-methylpentyl]-1,2,3,4-tetrahydro-3(S)-isoquinolinecarbonylmethionine

Using the method described in Example 1, Step G, the title compound is obtained.

EXAMPLE 5

In vitro inhibition of ras farnesyl transferase

Assays of farnesyl-protein transferase. Partially purified bovine FPTase and Ras peptides (Ras-CVLS, Ras-CVIM and RAS-CAIL) were prepared as described by Schaber *et al.*, *J. Biol. Chem.* 265:14701-14704 (1990), Pompliano, *et al.*, *Biochemistry* 31:3800 (1992) and Gibbs *et al.*, *PNAS U.S.A.* 86:6630-6634 (1989), respectively. Bovine FPTase was assayed in a volume of 100 μ l containing 100 mM N-(2-hydroxy ethyl) piperazine-N'-(2-ethane sulfonic acid) (HEPES), pH 7.4, 5 mM MgCl₂, 5 mM dithiothreitol (DTT), 100 mM [³H]-farnesyl diphosphate ([³H]-FPP; 740 CBq/mmol, New England Nuclear), 650 nM Ras-CVLS and 10 μ g/ml FPTase at 31°C for 60 min. Reactions were

- 84 -

initiated with FPTase and stopped with 1 ml of 1.0 M HCL in ethanol. Precipitates were collected onto filter-mats using a TomTec Mach II cell harvester, washed with 100% ethanol, dried and counted in an LKB β -plate counter. The assay was linear with respect to both substrates, FPTase levels and time; less than 10% of the [3 H]-FPP was utilized during the reaction period. Purified compounds were dissolved in 100% dimethyl sulfoxide (DMSO) and were diluted 20-fold into the assay. Percentage inhibition is measured by the amount of incorporation of radioactivity in the presence of the test compound when compared to the amount of incorporation in the absence of the test compound.

Human FPTase was prepared as described by Omer *et al.*, *Biochemistry* 32:5167-5176 (1993). Human FPTase activity was assayed as described above with the exception that 0.1% (w/v) polyethylene glycol 20,000, 10 μ M ZnCl₂ and 100 nM Ras-CVIM were added to the reaction mixture. Reactions were performed for 30 min., stopped with 100 μ l of 30% (v/v) trichloroacetic acid (TCA) in ethanol and processed as described above for the bovine enzyme.

The compounds of the instant invention described in Examples 1, Step G, and Example 3, Step B, were tested for inhibitory activity against human FPTase by the assay described above and were found to have IC₅₀ of < 10 μ M.

EXAMPLE 6

25 *In vivo* ras farnesylation assay

The cell line used in this assay is a v-ras line derived from either Rat1 or NIH3T3 cells, which expressed viral Ha-ras p21. The assay is performed essentially as described in DeClue, J.E. *et al.*, *Cancer Research* 51:712-717, (1991). Cells in 10 cm dishes at 50-75% confluency are treated with the test compound (final concentration of solvent, methanol or dimethyl sulfoxide, is 0.1%). After 4 hours at 37°C, the cells are labelled in 3 ml methionine-free DMEM supplemented with 10% regular DMEM, 2% fetal bovine serum and 400 mCi [35 S]methionine (1000 Ci/mmol). After an additional 20 hours, the

- 85 -

cells are lysed in 1 ml lysis buffer (1% NP40/20 mM HEPES, pH 7.5/5 mM MgCl₂/1mM DTT/10 mg/ml aprotinen/2 mg/ml leupeptin/2 mg/ml antipain/0.5 mM PMSF) and the lysates cleared by centrifugation at 100,000 x g for 45 min. Aliquots of lysates containing equal numbers of acid-precipitable counts are brought to 1 ml with IP buffer (lysis buffer lacking DTT) and immunoprecipitated with the ras-specific monoclonal antibody Y13-259 (Furth, M.E. *et al.*, *J. Virol.* 43:294-304, (1982)). Following a 2 hour antibody incubation at 4°C, 200 ml of a 25% suspension of protein A-Sepharose coated with rabbit anti rat IgG is added for 45 min. The immunoprecipitates are washed four times with IP buffer (20 nM HEPES, pH 7.5/1 mM EDTA/1% Triton X-100.0.5% deoxycholate/0.1%/SDS/0.1 M NaCl) boiled in SDS-PAGE sample buffer and loaded on 13% acrylamide gels. When the dye front reached the bottom, the gel is fixed, soaked in Enlightening, dried and autoradiographed. The intensities of the bands corresponding to farnesylated and nonfarnesylated ras proteins are compared to determine the percent inhibition of farnesyl transfer to protein.

EXAMPLE 7

In vivo growth inhibition assay

To determine the biological consequences of FPTase inhibition, the effect of the compounds of the instant invention on the anchorage-independent growth of Rat1 cells transformed with either a *v-ras*, *v-raf*, or *v-mos* oncogene is tested. Cells transformed by *v-Raf* and *v-Mos* maybe included in the analysis to evaluate the specificity of instant compounds for Ras-induced cell transformation.

Rat 1 cells transformed with either *v-ras*, *v-raf*, or *v-mos* are seeded at a density of 1×10^4 cells per plate (35 mm in diameter) in a 0.3% top agarose layer in medium A (Dulbecco's modified Eagle's medium supplemented with 10% fetal bovine serum) over a bottom agarose layer (0.6%). Both layers contain 0.1% methanol or an appropriate concentration of the instant compound (dissolved in methanol at 1000 times the final concentration used in the assay). The cells are fed

- 86 -

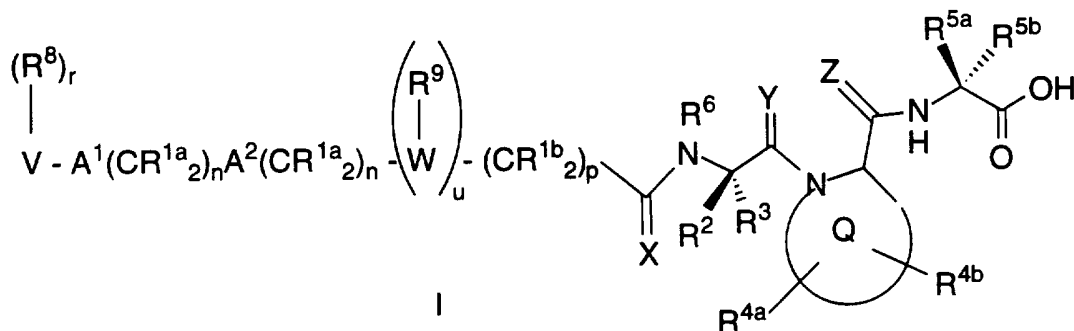
twice weekly with 0.5 ml of medium A containing 0.1% methanol or the concentration of the instant compound. Photomicrographs are taken 16 days after the cultures are seeded and comparisons are made.

- 87 -

WHAT IS CLAIMED IS:

1. A compound which inhibits Ras farnesyl-transferase having the Formula I:

5



wherein:

R^{1a} and R^{1b} are independently selected from:

- 10 a) hydrogen,
 b) aryl, heterocycle, cycloalkyl, alkenyl, alkynyl, R¹⁰O-,
 R¹¹S(O)_m-, R¹⁰C(O)NR¹⁰-, CN, NO₂,
 (R¹⁰)₂N-C(NR¹⁰)-, R¹⁰C(O)-, R¹⁰OC(O)-, N₃, -N(R¹⁰)₂,
 or R¹¹OC(O)NR¹⁰-,
 15 c) C₁-C₆ alkyl unsubstituted or substituted by aryl,
 heterocyclic, cycloalkyl, alkenyl, alkynyl, R¹⁰O-,
 R¹¹S(O)_m-, R¹⁰C(O)NR¹⁰-, CN, (R¹⁰)₂N-C(NR¹⁰)-,
 R¹⁰C(O)-, R¹⁰OC(O)-, N₃, -N(R¹⁰)₂, or R¹¹OC(O)-
 NR¹⁰-;

20 R² and R³ are independently selected from:

- a) a side chain of a naturally occurring amino acid,
 b) an oxidized form of a side chain of a naturally occurring
 amino acid which is:
 25 i) methionine sulfoxide, or
 ii) methionine sulfone, and
 c) substituted or unsubstituted C₁-C₂₀ alkyl, C₂-C₂₀ alkenyl,
 C₃-C₁₀ cycloalkyl, aryl or heterocyclic group,

- 88 -

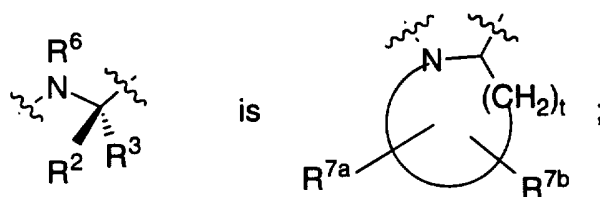
wherein the substituent is selected from F, Cl, Br, $N(R^{10})_2$, NO_2 , $R^{10}O-$, $R^{11}S(O)_m-$, $R^{10}C(O)NR^{10}-$, CN , $(R^{10})_2N-C(NR^{10})-$, $R^{10}C(O)-$, $R^{10}OC(O)-$, N_3 , $-N(R^{10})_2$, $R^{11}OC(O)NR^{10}-$ and C_1 - C_{20} alkyl, and

- 5 d) C_1 - C_6 alkyl substituted with an unsubstituted or substituted group selected from aryl, heterocycle and C_3 - C_{10} cycloalkyl; or

R^2 and R^3 are combined to form $-(CH_2)_s-$; or

10

R^2 or R^3 are combined with R^6 to form a ring such that



- 15 R^{4a} , R^{4b} , R^{7a} and R^{7b} are independently selected from:

- a) hydrogen,
 b) C_1 - C_6 alkyl unsubstituted or substituted by alkenyl, $R^{10}O-$, $R^{11}S(O)_m-$, $R^{10}C(O)NR^{10}-$, CN , N_3 , $(R^{10})_2N-C(NR^{10})-$, $R^{10}C(O)-$, $R^{10}OC(O)-$, $-N(R^{10})_2$, or $R^{11}OC(O)NR^{10}-$,
 20 c) aryl, heterocycle, cycloalkyl, alkenyl, $R^{10}O-$, $R^{11}S(O)_m-$, $R^{10}C(O)NR^{10}-$, CN , NO_2 , $(R^{10})_2N-C(NR^{10})-$, $R^{10}C(O)-$, $R^{10}OC(O)-$, N_3 , $-N(R^{10})_2$, or $R^{11}OC(O)NR^{10}-$, and
 d) C_1 - C_6 alkyl substituted with an unsubstituted or
 25 substituted group selected from aryl, heterocyclic and C_3 - C_{10} cycloalkyl;

R^{5a} and R^{5b} are independently selected from:

- a) a side chain of a naturally occurring amino acid,
 30 b) an oxidized form of a side chain of a naturally occurring amino acid which is:

- 89 -

- i) methionine sulfoxide, or
 ii) methionine sulfone,
 c) substituted or unsubstituted C₁-C₂₀ alkyl, C₂-C₂₀ alkenyl,
 C₃-C₁₀ cycloalkyl, aryl or heterocycle group,
 5 wherein the substituent is selected from F, Cl, Br,
 (R¹⁰)₂NC(O)-, NO₂, R¹⁰O-, R¹¹S(O)_m-,
 R¹⁰C(O)NR¹⁰-, CN, (R¹⁰)₂N-C(NR¹⁰)-, R¹⁰C(O)-,
 R¹⁰OC(O)-, N₃, -N(R¹⁰)₂, R¹¹OC(O)NR¹⁰- and
 C₁-C₂₀ alkyl,
 10 d) C₁-C₆ alkyl substituted with an unsubstituted or
 substituted group selected from aryl, heterocycle and C₃-
 C₁₀ cycloalkyl; or

R^{5a} and R^{5b} are combined to form - (CH₂)_s - wherein one of the carbon
 15 atoms is optionally replaced by a moiety selected from: O, S(O)_m,
 -NC(O)-, and -N(COR¹⁰)- ;

R⁶ is independently selected from hydrogen or C₁-C₆ alkyl;

20 R⁸ is independently selected from:

- a) hydrogen,
 b) aryl, heterocycle, cycloalkyl, alkenyl, alkynyl,
 perfluoroalkyl, F, Cl, Br, R¹⁰O-, R¹¹S(O)_m-,
 R¹⁰C(O)NR¹⁰-, CN, NO₂, R¹⁰₂N-C(NR¹⁰)-, R¹⁰C(O)-,
 25 R¹⁰OC(O)-, N₃, -N(R¹⁰)₂, or R¹¹OC(O)NR¹⁰-, and
 c) C₁-C₆ alkyl unsubstituted or substituted by aryl,
 heterocycle, cycloalkyl, alkenyl, alkynyl, perfluoroalkyl, F,
 Cl, Br, R¹⁰O-, R¹¹S(O)_m-, R¹⁰C(O)NH-, CN, H₂N-
 C(NH)-, R¹⁰C(O)-, R¹⁰OC(O)-, N₃, -N(R¹⁰)₂, or
 30 R¹⁰OC(O)NH-;

R⁹ is selected from:

- a) hydrogen,

- 90 -

- b) alkenyl, alkynyl, perfluoroalkyl, F, Cl, Br, R¹⁰O-, R¹¹S(O)_m-, R¹⁰C(O)NR¹⁰-, CN, NO₂, (R¹⁰)₂N-C-(NR¹⁰)-, R¹⁰C(O)-, R¹⁰OC(O)-, N₃, -N(R¹⁰)₂, or R¹¹OC(O)NR¹⁰-, and
- 5 c) C₁-C₆ alkyl unsubstituted or substituted by perfluoroalkyl, F, Cl, Br, R¹⁰O-, R¹¹S(O)_m-, R¹⁰C(O)NR¹⁰-, CN, (R¹⁰)₂N-C(NR¹⁰)-, R¹⁰C(O)-, R¹⁰OC(O)-, N₃, -N(R¹⁰)₂, or R¹¹OC(O)NR¹⁰-;
- 10 R¹⁰ is independently selected from hydrogen, C₁-C₆ alkyl, benzyl and aryl;
- R¹¹ is independently selected from C₁-C₆ alkyl and aryl;
- 15 A¹ and A² are independently selected from: a bond, -CH=CH-, -C≡C-, -C(O)-, -C(O)NR¹⁰-, -NR¹⁰C(O)-, O, -N(R¹⁰)-, -S(O)₂N(R¹⁰)-, -N(R¹⁰)S(O)₂-, or S(O)_m;
- 20 Q is a substituted or unsubstituted nitrogen-containing C₆-C₉ bicyclic ring system, wherein the non-nitrogen containing ring is selected from an aromatic ring and a heterocycle;
- V is selected from:
- 25 a) hydrogen,
 b) heterocycle,
 c) aryl,
 d) C₁-C₂₀ alkyl wherein from 0 to 4 carbon atoms are replaced with a heteroatom selected from O, S, and N, and
 e) C₂-C₂₀ alkenyl,
- 30 provided that V is not hydrogen if A¹ is S(O)_m and V is not hydrogen if A¹ is a bond, n is 0 and A² is S(O)_m;

W is a heterocycle;

- 91 -

X, Y and Z are independently H₂ or O;

m is 0, 1 or 2;

n is 0, 1, 2, 3 or 4;

5 p is 0, 1, 2, 3 or 4;

r is 0 to 5, provided that r is 0 when V is hydrogen;

s is 4 or 5;

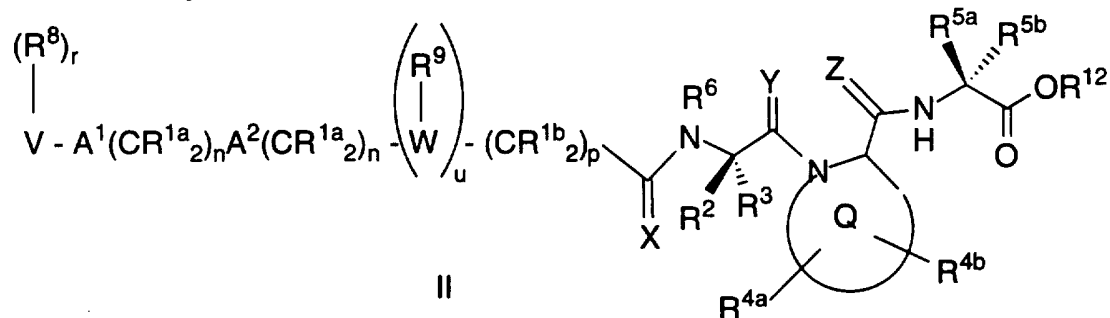
t is 3, 4 or 5; and

u is 0 or 1;

10

or a pharmaceutically acceptable salt thereof.

2. A prodrug of the compound according to Claim 1 illustrated by the formula II:



wherein:

R^{1a} and R^{1b} are independently selected from:

- 20
- a) hydrogen,
 - b) aryl, heterocycle, cycloalkyl, alkenyl, alkynyl, R¹⁰O-, R¹¹S(O)_m-, R¹⁰C(O)NR¹⁰-, CN, NO₂, (R¹⁰)₂N-C(NR¹⁰)-, R¹⁰C(O)-, R¹⁰OC(O)-, N₃, -N(R¹⁰)₂, or R¹¹OC(O)NR¹⁰-,
 - 25 c) C₁-C₆ alkyl unsubstituted or substituted by aryl, heterocyclic, cycloalkyl, alkenyl, alkynyl, R¹⁰O-, R¹¹S(O)_m-, R¹⁰C(O)NR¹⁰-, CN, (R¹⁰)₂N-C(NR¹⁰)-, R¹⁰C(O)-, R¹⁰OC(O)-, N₃, -N(R¹⁰)₂, or R¹¹OC(O)NR¹⁰-;

- 92 -

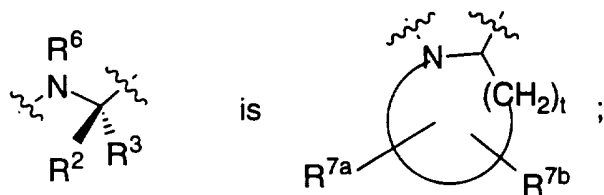
R² and R³ are independently selected from:

- a) a side chain of a naturally occurring amino acid,
 b) an oxidized form of a side chain of a naturally occurring amino acid which is:
- 5 i) methionine sulfoxide, or
 ii) methionine sulfone, and
 c) substituted or unsubstituted C₁-C₂₀ alkyl, C₂-C₂₀ alkenyl, C₃-C₁₀ cycloalkyl, aryl or heterocyclic group,
 wherein the substituent is selected from F, Cl, Br,
 10 N(R¹⁰)₂, NO₂, R¹⁰O-, R¹¹S(O)_m-, R¹⁰C(O)NR¹⁰-, CN, (R¹⁰)₂N-C(NR¹⁰)-, R¹⁰C(O)-, R¹⁰OC(O)-, N₃, -N(R¹⁰)₂, R¹¹OC(O)NR¹⁰- and C₁-C₂₀ alkyl, and
 d) C₁-C₆ alkyl substituted with an unsubstituted or substituted group selected from aryl, heterocycle and C₃-
 15 C₁₀ cycloalkyl; or

R² and R³ are combined to form - (CH₂)_s - ; or

R² or R³ are combined with R⁶ to form a ring such that

20



R^{4a}, R^{4b}, R^{7a} and R^{7b} are independently selected from:

- a) hydrogen,
 25 b) C₁-C₆ alkyl unsubstituted or substituted by alkenyl, R¹⁰O-, R¹¹S(O)_m-, R¹⁰C(O)NR¹⁰-, CN, N₃, (R¹⁰)₂N-C(NR¹⁰)-, R¹⁰C(O)-, R¹⁰OC(O)-, -N(R¹⁰)₂, or R¹¹OC(O)NR¹⁰-,
 c) aryl, heterocycle, cycloalkyl, alkenyl, R¹⁰O-,
 30 R¹¹S(O)_m-, R¹⁰C(O)NR¹⁰-, CN, NO₂, (R¹⁰)₂N-C(NR¹⁰)-, R¹⁰C(O)-, R¹⁰OC(O)-, N₃, -N(R¹⁰)₂,
 or R¹¹OC(O)NR¹⁰-, and

- 93 -

- d) C₁-C₆ alkyl substituted with an unsubstituted or substituted group selected from aryl, heterocyclic and C₃-C₁₀ cycloalkyl;

5 R^{5a} and R^{5b} are independently selected from:

- a) a side chain of a naturally occurring amino acid,
 b) an oxidized form of a side chain of a naturally occurring amino acid which is:
 i) methionine sulfoxide, or
 10 ii) methionine sulfone,
 c) substituted or unsubstituted C₁-C₂₀ alkyl, C₂-C₂₀ alkenyl, C₃-C₁₀ cycloalkyl, aryl or heterocycle group,
 wherein the substituent is selected from F, Cl, Br,
 (R¹⁰)₂NC(O)-, NO₂, R¹⁰O-, R¹¹S(O)_m-,
 15 R¹⁰C(O)NR¹⁰-, CN, (R¹⁰)₂N-C(NR¹⁰)-, R¹⁰C(O)-,
 R¹⁰OC(O)-, N₃, -N(R¹⁰)₂, R¹¹OC(O)NR¹⁰- and
 C₁-C₂₀ alkyl,
 d) C₁-C₆ alkyl substituted with an unsubstituted or
 substituted group selected from aryl, heterocycle and C₃-
 20 C₁₀ cycloalkyl; or

R^{5a} and R^{5b} are combined to form - (CH₂)_s - wherein one of the carbon atoms is optionally replaced by a moiety selected from: O, S(O)_m, -NC(O)-, and -N(COR¹⁰)- ;

25

R⁶ is independently selected from hydrogen or C₁-C₆ alkyl;

R⁸ is independently selected from:

- a) hydrogen,
 30 b) aryl, heterocycle, cycloalkyl, alkenyl, alkynyl,
 perfluoroalkyl, F, Cl, Br, R¹⁰O-, R¹¹S(O)_m-,
 R¹⁰C(O)NR¹⁰-, CN, NO₂, R¹⁰₂N-C(NR¹⁰)-, R¹⁰C(O)-,
 R¹⁰OC(O)-, N₃, -N(R¹⁰)₂, or R¹¹OC(O)NR¹⁰-, and

- 94 -

- 5 c) C₁-C₆ alkyl unsubstituted or substituted by aryl, heterocycle, cycloalkyl, alkenyl, alkynyl, perfluoroalkyl, F, Cl, Br, R¹⁰O-, R¹¹S(O)_m-, R¹⁰C(O)NH-, CN, H₂N-C(NH)-, R¹⁰C(O)-, R¹⁰OC(O)-, N₃, -N(R¹⁰)₂, or R¹⁰OC(O)NH-;

R⁹ is selected from:

- 10 a) hydrogen,
 b) alkenyl, alkynyl, perfluoroalkyl, F, Cl, Br, R¹⁰O-, R¹¹S(O)_m-, R¹⁰C(O)NR¹⁰-, CN, NO₂, (R¹⁰)₂N-C(NR¹⁰)-, R¹⁰C(O)-, R¹⁰OC(O)-, N₃, -N(R¹⁰)₂, or R¹¹OC(O)NR¹⁰-, and
 15 c) C₁-C₆ alkyl unsubstituted or substituted by perfluoroalkyl, F, Cl, Br, R¹⁰O-, R¹¹S(O)_m-, R¹⁰C(O)NR¹⁰-, CN, (R¹⁰)₂N-C(NR¹⁰)-, R¹⁰C(O)-, R¹⁰OC(O)-, N₃, -N(R¹⁰)₂, or R¹¹OC(O)NR¹⁰-;

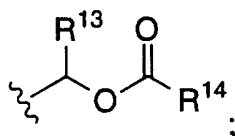
20 R¹⁰ is independently selected from hydrogen, C₁-C₆ alkyl, benzyl and aryl;

R¹¹ is independently selected from C₁-C₆ alkyl and aryl;

R¹² is

- 25 a) substituted or unsubstituted C₁-C₈ alkyl, substituted or unsubstituted C₅-C₈ cycloalkyl, or substituted or unsubstituted cyclic amine, wherein the substituted alkyl, cycloalkyl or cyclic amine is substituted with 1 or 2 substituents independently selected from:
 30 1) C₁-C₆ alkyl,
 2) aryl,
 3) heterocycle,
 4) -N(R¹¹)₂,
 5) -OR¹⁰, or
 b)

- 95 -



R¹³ is independently selected from hydrogen and C₁-C₆ alkyl;

5 R¹⁴ is independently selected from C₁-C₆ alkyl;

A¹ and A² are independently selected from: a bond, -CH=CH-, -C≡C-,
-C(O)-, -C(O)NR¹⁰-, -NR¹⁰C(O)-, O, -N(R¹⁰)-,
-S(O)₂N(R¹⁰)-, -N(R¹⁰)S(O)₂-, or S(O)_m;

10

Q is a substituted or unsubstituted nitrogen-containing C₆-C₉ bicyclic ring system, wherein the non-nitrogen containing ring is selected from an aromatic ring and a heterocycle;

15 V is selected from:

- a) hydrogen,
- b) heterocycle,
- c) aryl,
- d) C₁-C₂₀ alkyl wherein from 0 to 4 carbon atoms are replaced with a heteroatom selected from O, S, and N, and
- e) C₂-C₂₀ alkenyl,

20

provided that V is not hydrogen if A¹ is S(O)_m and V is not hydrogen if A¹ is a bond, n is 0 and A² is S(O)_m;

25 W is a heterocycle;

X, Y and Z are independently H₂ or O;

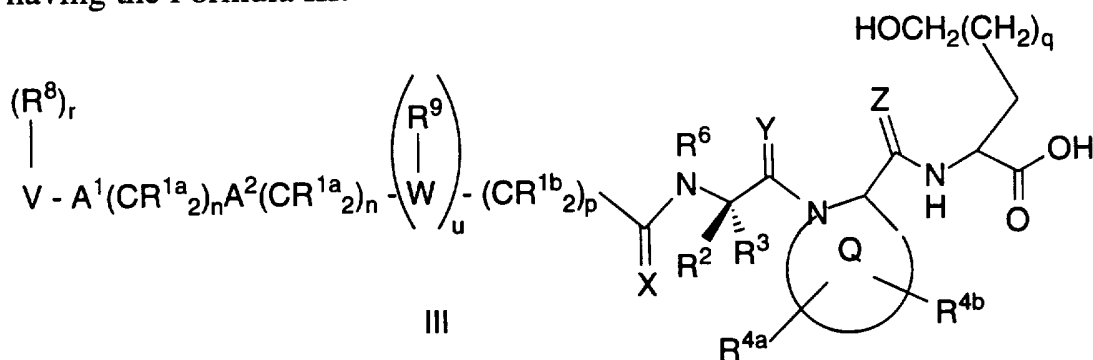
30 m is 0, 1 or 2;
n is 0, 1, 2, 3 or 4;
p is 0, 1, 2, 3 or 4;
r is 0 to 5, provided that r is 0 when V is hydrogen;

- 96 -

s is 4 or 5;
 t is 3, 4 or 5; and
 u is 0 or 1;

5 or a pharmaceutically acceptable salt thereof.

3. A compound which inhibits Ras farnesyl-transferase having the Formula III:



10

wherein:

R^{1a} and R^{1b} are independently selected from:

- 15 a) hydrogen,
 b) aryl, heterocycle, cycloalkyl, alkenyl, alkynyl, R¹⁰O-,
 R¹¹S(O)_m-, R¹⁰C(O)NR¹⁰-, CN, NO₂, (R¹⁰)₂N-
 C(NR¹⁰)-, R¹⁰C(O)-, R¹⁰OC(O)-, N₃, -N(R¹⁰)₂, or
 R¹¹OC(O)NR¹⁰-,
 20 c) C₁-C₆ alkyl unsubstituted or substituted by aryl,
 heterocyclic, cycloalkyl, alkenyl, alkynyl, R¹⁰O-,
 R¹¹S(O)_m-, R¹⁰C(O)NR¹⁰-, CN, (R¹⁰)₂N-C(NR¹⁰)-,
 R¹⁰C(O)-, R¹⁰OC(O)-, N₃, -N(R¹⁰)₂, or R¹¹OC(O)-
 NR¹⁰-;

25 R² and R³ are independently selected from:

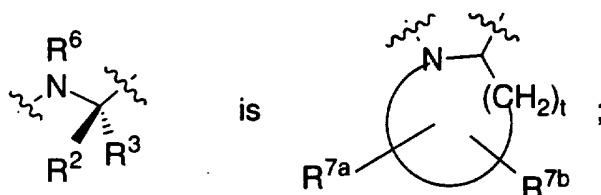
- a) a side chain of a naturally occurring amino acid,
 b) an oxidized form of a side chain of a naturally occurring
 amino acid which is:
 i) methionine sulfoxide, or

- 97 -

- ii) methionine sulfone, and
- c) substituted or unsubstituted C₁-C₂₀ alkyl, C₂-C₂₀ alkenyl, C₃-C₁₀ cycloalkyl, aryl or heterocyclic group,
 wherein the substituent is selected from F, Cl, Br,
 5 N(R¹⁰)₂, NO₂, R¹⁰O-, R¹¹S(O)_m-, R¹⁰C(O)NR¹⁰-,
 CN, (R¹⁰)₂N-C(NR¹⁰)-, R¹⁰C(O)-, R¹⁰OC(O)-, N₃,
 -N(R¹⁰)₂, R¹¹OC(O)NR¹⁰- and C₁-C₂₀ alkyl, and
- d) C₁-C₆ alkyl substituted with an unsubstituted or substituted group selected from aryl, heterocycle and C₃-C₁₀ cycloalkyl; or

R² and R³ are combined to form - (CH₂)_s - ; or

R² or R³ are combined with R⁶ to form a ring such that



R^{4a}, R^{4b}, R^{7a} and R^{7b} are independently selected from:

- a) hydrogen,
- 20 b) C₁-C₆ alkyl unsubstituted or substituted by alkenyl, R¹⁰O-,
 R¹¹S(O)_m-, R¹⁰C(O)NR¹⁰-, CN, N₃, (R¹⁰)₂N-C(NR¹⁰)-,
 R¹⁰C(O)-, R¹⁰OC(O)-, -N(R¹⁰)₂, or R¹¹OC(O)NR¹⁰-,
- c) aryl, heterocycle, cycloalkyl, alkenyl, R¹⁰O-,
 R¹¹S(O)_m-, R¹⁰C(O)NR¹⁰-, CN, NO₂, (R¹⁰)₂N-
 25 C(NR¹⁰)-, R¹⁰C(O)-, R¹⁰OC(O)-, N₃, -N(R¹⁰)₂,
 or R¹¹OC(O)NR¹⁰-, and
- d) C₁-C₆ alkyl substituted with an unsubstituted or substituted group selected from aryl, heterocyclic and C₃-C₁₀ cycloalkyl;

30

R⁶ is independently selected from hydrogen or C₁-C₆ alkyl;

- 98 -

R⁸ is independently selected from:

- 5 a) hydrogen,
 b) aryl, heterocycle, cycloalkyl, alkenyl, alkynyl,
 perfluoroalkyl, F, Cl, Br, R¹⁰O-, R¹¹S(O)_m-,
 R¹⁰C(O)NR¹⁰-, CN, NO₂, R¹⁰₂N-C(NR¹⁰)-, R¹⁰C(O)-,
 R¹⁰OC(O)-, N₃, -N(R¹⁰)₂, or R¹¹OC(O)NR¹⁰-, and
 10 c) C₁-C₆ alkyl unsubstituted or substituted by aryl,
 heterocycle, cycloalkyl, alkenyl, alkynyl, perfluoroalkyl, F,
 Cl, Br, R¹⁰O-, R¹¹S(O)_m-, R¹⁰C(O)NH-, CN, H₂N-
 C(NH)-, R¹⁰C(O)-, R¹⁰OC(O)-, N₃, -N(R¹⁰)₂, or
 R¹⁰OC(O)NH-;

R⁹ is selected from:

- 15 a) hydrogen,
 b) alkenyl, alkynyl, perfluoroalkyl, F, Cl, Br, R¹⁰O-,
 R¹¹S(O)_m-, R¹⁰C(O)NR¹⁰-, CN, NO₂, (R¹⁰)₂N-C-
 (NR¹⁰)-, R¹⁰C(O)-, R¹⁰OC(O)-, N₃, -N(R¹⁰)₂, or
 R¹¹OC(O)NR¹⁰-, and
 20 c) C₁-C₆ alkyl unsubstituted or substituted by perfluoroalkyl,
 F, Cl, Br, R¹⁰O-, R¹¹S(O)_m-, R¹⁰C(O)NR¹⁰-, CN,
 (R¹⁰)₂N-C(NR¹⁰)-, R¹⁰C(O)-, R¹⁰OC(O)-, N₃, -N(R¹⁰)₂,
 or R¹¹OC(O)NR¹⁰-;

25 R¹⁰ is independently selected from hydrogen, C₁-C₆ alkyl, benzyl and aryl;

R¹¹ is independently selected from C₁-C₆ alkyl and aryl;

30 A¹ and A² are independently selected from: a bond, -CH=CH-, -C≡C-,
 -C(O)-, -C(O)NR¹⁰-, -NR¹⁰C(O)-, O, -N(R¹⁰)-,
 -S(O)₂N(R¹⁰)-, -N(R¹⁰)S(O)₂-, or S(O)_m;

- 99 -

Q is a substituted or unsubstituted nitrogen-containing C₆-C₉ bicyclic ring system, wherein the non-nitrogen containing ring is selected from an aromatic ring and a heterocycle;

- 5 V is selected from:
- a) hydrogen,
 - b) heterocycle,
 - c) aryl,
 - d) C₁-C₂₀ alkyl wherein from 0 to 4 carbon atoms are replaced
 - 10 with a heteroatom selected from O, S, and N, and
 - e) C₂-C₂₀ alkenyl,

provided that V is not hydrogen if A¹ is S(O)_m and V is not hydrogen if A¹ is a bond, n is 0 and A² is S(O)_m;

- 15 W is a heterocycle;

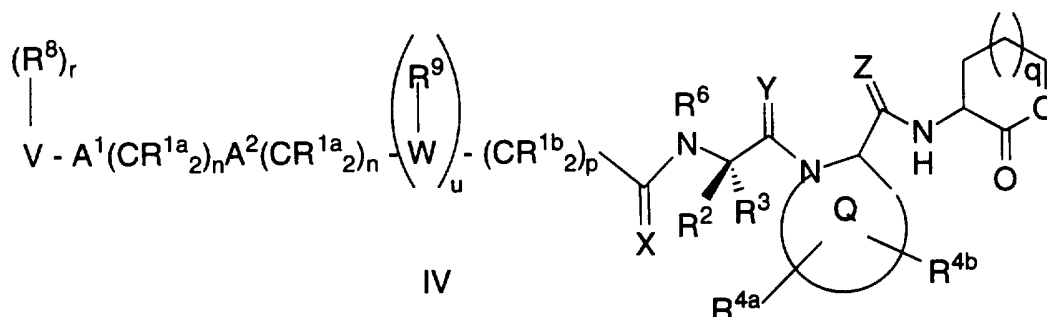
X, Y and Z are independently H₂ or O;

- m is 0, 1 or 2;
- 20 n is 0, 1, 2, 3 or 4;
- p is 0, 1, 2, 3 or 4;
- q is 0, 1 or 2;
- r is 0 to 5, provided that r is 0 when V is hydrogen;
- s is 4 or 5;
- 25 t is 3, 4 or 5; and
- u is 0 or 1;

or a pharmaceutically acceptable salt thereof.

- 30 4. A prodrug of the compound according to Claim 3 illustrated by the formula IV:

- 100 -



wherein:

R^{1a} and R^{1b} are independently selected from:

- 5 a) hydrogen,
- b) aryl, heterocycle, cycloalkyl, alkenyl, alkynyl, $R^{10}O-$,
 $R^{11}S(O)_m-$, $R^{10}C(O)NR^{10}-$, CN, NO_2 , $(R^{10})_2N-$,
 $C(NR^{10})-$, $R^{10}C(O)-$, $R^{10}OC(O)-$, N_3 , $-N(R^{10})_2$, or
 $R^{11}OC(O)NR^{10}-$,
- 10 c) C1-C6 alkyl unsubstituted or substituted by aryl,
heterocyclic, cycloalkyl, alkenyl, alkynyl, $R^{10}O-$,
 $R^{11}S(O)_m-$, $R^{10}C(O)NR^{10}-$, CN, $(R^{10})_2N-C(NR^{10})-$,
 $R^{10}C(O)-$, $R^{10}OC(O)-$, N_3 , $-N(R^{10})_2$, or $R^{11}OC(O)-$
 $NR^{10}-$;

15

R^2 and R^3 are independently selected from:

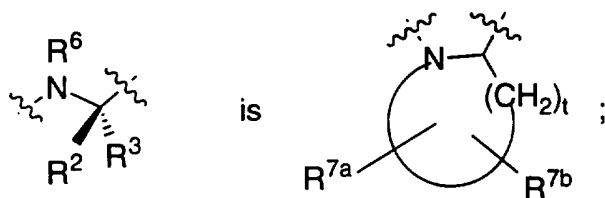
- a) a side chain of a naturally occurring amino acid,
- b) an oxidized form of a side chain of a naturally occurring
amino acid which is:
- 20 i) methionine sulfoxide, or
- ii) methionine sulfone, and
- c) substituted or unsubstituted C1-C20 alkyl, C2-C20 alkenyl,
C3-C10 cycloalkyl, aryl or heterocyclic group,
- wherein the substituent is selected from F, Cl, Br,
25 $N(R^{10})_2$, NO_2 , $R^{10}O-$, $R^{11}S(O)_m-$, $R^{10}C(O)NR^{10}-$,
CN, $(R^{10})_2N-C(NR^{10})-$, $R^{10}C(O)-$, $R^{10}OC(O)-$, N_3 ,
 $-N(R^{10})_2$, $R^{11}OC(O)NR^{10}-$ and C1-C20 alkyl, and

- 101 -

- d) C₁-C₆ alkyl substituted with an unsubstituted or substituted group selected from aryl, heterocycle and C₃-C₁₀ cycloalkyl; or

5 R² and R³ are combined to form - (CH₂)_s - ; or

R² or R³ are combined with R⁶ to form a ring such that



10

R^{4a}, R^{4b}, R^{7a} and R^{7b} are independently selected from:

- a) hydrogen,
- b) C₁-C₆ alkyl unsubstituted or substituted by alkenyl, R¹⁰O-, R¹¹S(O)_m-, R¹⁰C(O)NR¹⁰-, CN, N₃, (R¹⁰)₂N-C(NR¹⁰)-,
 15 R¹⁰C(O)-, R¹⁰OC(O)-, -N(R¹⁰)₂, or R¹¹OC(O)NR¹⁰-,
- c) aryl, heterocycle, cycloalkyl, alkenyl, R¹⁰O-, R¹¹S(O)_m-, R¹⁰C(O)NR¹⁰-, CN, NO₂, (R¹⁰)₂N-C(NR¹⁰)-, R¹⁰C(O)-, R¹⁰OC(O)-, N₃, -N(R¹⁰)₂,
 or R¹¹OC(O)NR¹⁰-, and
- d) C₁-C₆ alkyl substituted with an unsubstituted or substituted group selected from aryl, heterocyclic and C₃-C₁₀ cycloalkyl;

20

R⁶ is independently selected from hydrogen or C₁-C₆ alkyl;

25

R⁸ is independently selected from:

- a) hydrogen,
- b) aryl, heterocycle, cycloalkyl, alkenyl, alkynyl, perfluoroalkyl, F, Cl, Br, R¹⁰O-, R¹¹S(O)_m-, R¹⁰C(O)NR¹⁰-, CN, NO₂, R¹⁰₂N-C(NR¹⁰)-, R¹⁰C(O)-, R¹⁰OC(O)-, N₃, -N(R¹⁰)₂, or R¹¹OC(O)NR¹⁰-, and

30

- 102 -

- 5 c) C₁-C₆ alkyl unsubstituted or substituted by aryl, heterocycle, cycloalkyl, alkenyl, alkynyl, perfluoroalkyl, F, Cl, Br, R¹⁰O-, R¹¹S(O)_m-, R¹⁰C(O)NH-, CN, H₂N-C(NH)-, R¹⁰C(O)-, R¹⁰OC(O)-, N₃, -N(R¹⁰)₂, or R¹⁰OC(O)NH-;

R⁹ is selected from:

- 10 a) hydrogen,
b) alkenyl, alkynyl, perfluoroalkyl, F, Cl, Br, R¹⁰O-, R¹¹S(O)_m-, R¹⁰C(O)NR¹⁰-, CN, NO₂, (R¹⁰)₂N-C-(NR¹⁰)-, R¹⁰C(O)-, R¹⁰OC(O)-, N₃, -N(R¹⁰)₂, or R¹¹OC(O)NR¹⁰-, and
15 c) C₁-C₆ alkyl unsubstituted or substituted by perfluoroalkyl, F, Cl, Br, R¹⁰O-, R¹¹S(O)_m-, R¹⁰C(O)NR¹⁰-, CN, (R¹⁰)₂N-C(NR¹⁰)-, R¹⁰C(O)-, R¹⁰OC(O)-, N₃, -N(R¹⁰)₂, or R¹¹OC(O)NR¹⁰-;

20 R¹⁰ is independently selected from hydrogen, C₁-C₆ alkyl, benzyl and aryl;

R¹¹ is independently selected from C₁-C₆ alkyl and aryl;

25 A¹ and A² are independently selected from: a bond, -CH=CH-, -C≡C-, -C(O)-, -C(O)NR¹⁰-, -NR¹⁰C(O)-, O, -N(R¹⁰)-, -S(O)₂N(R¹⁰)-, -N(R¹⁰)S(O)₂-, or S(O)_m;

30 Q is a substituted or unsubstituted nitrogen-containing C₆-C₉ bicyclic ring system, wherein the non-nitrogen containing ring is selected from an aromatic ring and a heterocycle;

V is selected from:

- a) hydrogen,
b) heterocycle,
c) aryl,

- 103 -

- d) C₁-C₂₀ alkyl wherein from 0 to 4 carbon atoms are replaced with a heteroatom selected from O, S, and N, and
 e) C₂-C₂₀ alkenyl,
 provided that V is not hydrogen if A¹ is S(O)_m and V is not hydrogen if
 5 A¹ is a bond, n is 0 and A² is S(O)_m;

W is a heterocycle;

X, Y and Z are independently H₂ or O;

10

m is 0, 1 or 2;

n is 0, 1, 2, 3 or 4;

p is 0, 1, 2, 3 or 4;

q is 0, 1 or 2;

15 r is 0 to 5, provided that r is 0 when V is hydrogen;

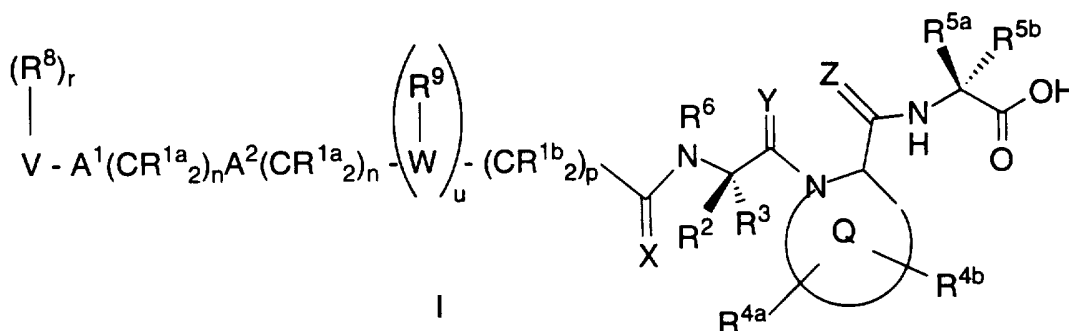
s is 4 or 5;

t is 3, 4 or 5; and

u is 0 or 1;

20 or a pharmaceutically acceptable salt thereof.

5. The compound according to Claim 1 of the formula I:



25 wherein:

R^{1a} is independently selected from: hydrogen or C₁-C₆ alkyl;

- 104 -

R^{1b} is independently selected from:

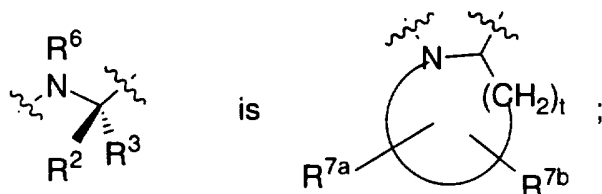
- 5
- a) hydrogen,
 - b) aryl, heterocycle, cycloalkyl, R¹⁰O-, -N(R¹⁰)₂ or alkenyl,
 - c) C₁-C₆ alkyl unsubstituted or substituted by aryl,
heterocycle, cycloalkyl, alkenyl, R¹⁰O-, or -N(R¹⁰)₂;

R² and R³ are independently selected from:

- 10
- a) a side chain of a naturally occurring amino acid,
 - b) an oxidized form of a side chain of a naturally occurring amino acid which is:
 - i) methionine sulfoxide, or
 - ii) methionine sulfone,
 - c) substituted or unsubstituted C₁-C₁₀ alkyl, C₂-C₁₀ alkenyl, C₃-C₁₀ cycloalkyl, aryl or heterocyclic group,
15
wherein the substituent is selected from F, Cl, Br, NO₂, R¹⁰O-, R¹¹S(O)_m-, R¹⁰C(O)NR¹⁰-, CN, (R¹⁰)₂N-C(NR¹⁰)-, R¹⁰C(O)-, R¹⁰OC(O)-, N₃, -N(R¹⁰)₂, R¹¹OC(O)NR¹⁰- and C₁-C₂₀ alkyl, and
 - d) C₁-C₆ alkyl substituted with an unsubstituted or
20
substituted group selected from aryl, heterocycle and C₃-C₁₀ cycloalkyl; or

R² and R³ are combined to form - (CH₂)_s - ; or

25 R² or R³ are combined with R⁶ to form a ring such that



R^{4a} and R^{7a} are independently selected from:

- 30
- a) hydrogen,

- 105 -

- b) C₁-C₆ alkyl unsubstituted or substituted by alkenyl, R¹⁰O-, R¹¹S(O)_m-, R¹⁰C(O)NR¹⁰-, CN, N₃, (R¹⁰)₂N-C(NR¹⁰)-, R¹⁰C(O)-, R¹⁰OC(O)-, -N(R¹⁰)₂, or R¹¹OC(O)NR¹⁰-,
- 5 c) aryl, heterocycle, cycloalkyl, alkenyl, R¹⁰O-, R¹¹S(O)_m-, R¹⁰C(O)NR¹⁰-, CN, NO₂, (R¹⁰)₂N-C(NR¹⁰)-, R¹⁰C(O)-, R¹⁰OC(O)-, N₃, -N(R¹⁰)₂, or R¹¹OC(O)NR¹⁰-, and
- d) C₁-C₆ alkyl substituted with an unsubstituted or substituted group selected from aryl, heterocyclic and C₃-
10 C₁₀ cycloalkyl;

R^{4b} and R^{7b} are hydrogen;

R^{5a} is selected from:

- 15 a) a side chain of a naturally occurring amino acid, wherein the amino acid is selected from methionine and glutamine,
- b) an oxidized form of a side chain of a naturally occurring amino acid which is:
- 20 i) methionine sulfoxide, or
ii) methionine sulfone, and
- c) substituted or unsubstituted C₁-C₁₀ alkyl, C₂-C₁₀ alkenyl, C₃-C₁₀ cycloalkyl, aryl or heterocyclic group,
wherein the substituent is selected from F, Cl, Br,
NO₂, R¹⁰O-, R¹¹S(O)_m-, R¹⁰C(O)NR¹⁰-,
25 (R¹⁰)₂NC(O)-, CN, (R¹⁰)₂N-C(NR¹⁰)-, R¹⁰C(O)-,
R¹⁰OC(O)-, N₃, -N(R¹⁰)₂, R¹¹OC(O)NR¹⁰- and
C₁-C₂₀ alkyl, and
- d) C₁-C₆ alkyl substituted with an unsubstituted or substituted group selected from aryl, heterocycle and C₃-
30 C₁₀ cycloalkyl;

R^{5b} is selected from:

- a) hydrogen, and
b) C₁-C₃ alkyl;

- 106 -

R⁶ is independently selected from hydrogen or C₁-C₆ alkyl;

R⁸ is independently selected from:

- 5 a) hydrogen,
 b) C₁-C₆ alkyl, C₂-C₆ alkenyl, C₂-C₆ alkynyl, C₁-C₆ perfluoroalkyl, F, Cl, R¹⁰O-, R¹⁰C(O)NR¹⁰-, CN, NO₂, (R¹⁰)₂N-C(NR¹⁰)-, R¹⁰C(O)-, R¹⁰OC(O)-, -N(R¹⁰)₂, or R¹¹OC(O)NR¹⁰-, and
10 c) C₁-C₆ alkyl substituted by C₁-C₆ perfluoroalkyl, R¹⁰O-, R¹⁰C(O)NR¹⁰-, (R¹⁰)₂N-C(NR¹⁰)-, R¹⁰C(O)-, R¹⁰OC(O)-, -N(R¹⁰)₂, or R¹¹OC(O)NR¹⁰-;

R⁹ is selected from:

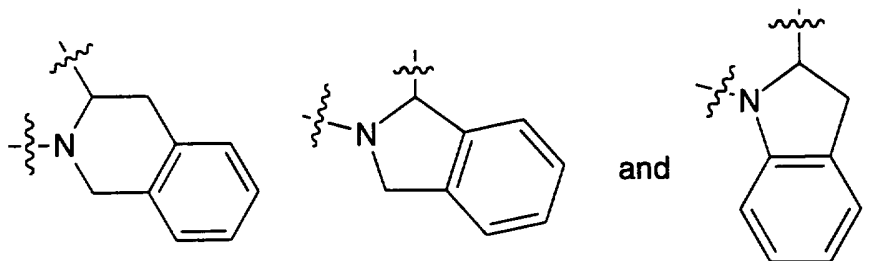
- 15 a) hydrogen,
 b) C₂-C₆ alkenyl, C₂-C₆ alkynyl, C₁-C₆ perfluoroalkyl, F, Cl, R¹⁰O-, R¹¹S(O)_m-, R¹⁰C(O)NR¹⁰-, CN, NO₂, (R¹⁰)₂N-C(NR¹⁰)-, R¹⁰C(O)-, R¹⁰OC(O)-, -N(R¹⁰)₂, or R¹¹OC(O)NR¹⁰-, and
20 c) C₁-C₆ alkyl unsubstituted or substituted by C₁-C₆ perfluoroalkyl, F, Cl, R¹⁰O-, R¹¹S(O)_m-, R¹⁰C(O)NR¹⁰-, CN, (R¹⁰)₂N-C(NR¹⁰)-, R¹⁰C(O)-, R¹⁰OC(O)-, -N(R¹⁰)₂, or R¹¹OC(O)NR¹⁰-;

25 R¹⁰ is independently selected from hydrogen, C₁-C₆ alkyl, benzyl and aryl;

R¹¹ is independently selected from C₁-C₆ alkyl and aryl;

30 Q is selected from:

- 107 -



5 A^1 and A^2 are independently selected from: a bond, $-\text{CH}=\text{CH}-$, $-\text{C}\equiv\text{C}-$, $-\text{C}(\text{O})-$, $-\text{C}(\text{O})\text{NR}^{10}-$, O , $-\text{N}(\text{R}^{10})-$, or $\text{S}(\text{O})_m$;

V is selected from:

- 10 a) hydrogen,
 b) heterocycle selected from pyrrolidinyl, imidazolyl, pyridinyl, thiazolyl, pyridonyl, 2-oxopiperidinyl, indolyl, quinolinyl, isoquinolinyl, and thienyl,
 c) aryl,
 d) C_1 - C_{20} alkyl wherein from 0 to 4 carbon atoms are replaced with a heteroatom selected from O, S, and N, and
 15 e) C_2 - C_{20} alkenyl, and

provided that V is not hydrogen if A^1 is $\text{S}(\text{O})_m$ and V is not hydrogen if A^1 is a bond, n is 0 and A^2 is $\text{S}(\text{O})_m$;

20 W is a heterocycle selected from pyrrolidinyl, imidazolyl, pyridinyl, thiazolyl, pyridonyl, 2-oxopiperidinyl, indolyl, quinolinyl, or isoquinolinyl;

X, Y and Z are independently H_2 or O;

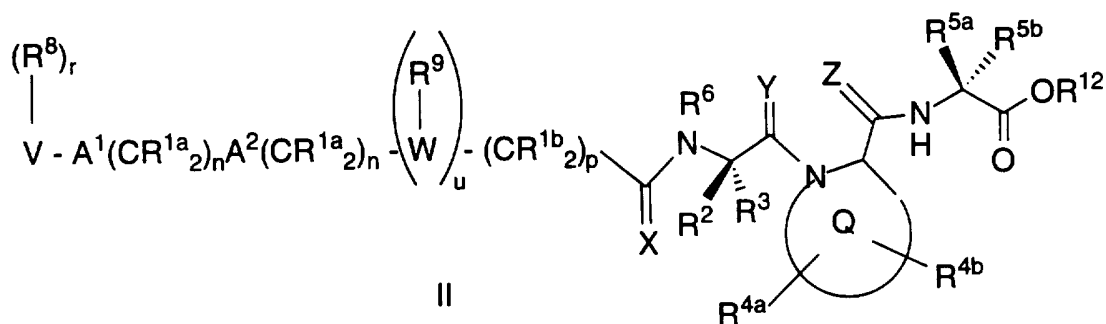
25 m is 0, 1 or 2;
 n is 0, 1, 2, 3 or 4;
 p is 0, 1, 2, 3 or 4;
 r is 0 to 5, provided that r is 0 when V is hydrogen;
 t is 3, 4 or 5; and
 30 u is 0 or 1;

- 108 -

or a pharmaceutically acceptable salt thereof.

6. The compound according to Claim 2 of the formula II:

5



wherein:

R^{1a} is independently selected from: hydrogen or C₁-C₆ alkyl;

10

R^{1b} is independently selected from:

- a) hydrogen,
 - b) aryl, heterocycle, cycloalkyl, R¹⁰O-, -N(R¹⁰)₂ or alkenyl,
 - c) C₁-C₆ alkyl unsubstituted or substituted by aryl,
- 15 heterocycle, cycloalkyl, alkenyl, R¹⁰O-, or -N(R¹⁰)₂;

R² and R³ are independently selected from:

- a) a side chain of a naturally occurring amino acid,
- b) an oxidized form of a side chain of a naturally occurring amino acid which is:
 - i) methionine sulfoxide, or
 - ii) methionine sulfone,
- c) substituted or unsubstituted C₁-C₁₀ alkyl, C₂-C₁₀ alkenyl, C₃-C₁₀ cycloalkyl, aryl or heterocyclic group,

20

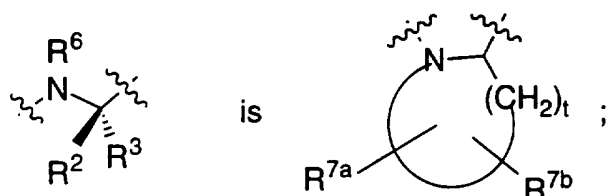
25 wherein the substituent is selected from F, Cl, Br, NO₂, R¹⁰O-, R¹¹S(O)_m-, R¹⁰C(O)NR¹⁰-, CN, (R¹⁰)₂N-C(NR¹⁰)-, R¹⁰C(O)-, R¹⁰OC(O)-, N₃, -N(R¹⁰)₂, R¹¹OC(O)NR¹⁰- and C₁-C₂₀ alkyl, and

- 109 -

- d) C₁-C₆ alkyl substituted with an unsubstituted or substituted group selected from aryl, heterocycle and C₃-C₁₀ cycloalkyl; or

5 R² and R³ are combined to form - (CH₂)_s - ; or

R² or R³ are combined with R⁶ to form a ring such that



10

R^{4a} and R^{7a} are independently selected from:

- a) hydrogen,
- b) C₁-C₆ alkyl unsubstituted or substituted by alkenyl, R¹⁰O-, R¹¹S(O)_m-, R¹⁰C(O)NR¹⁰-, CN, N₃, (R¹⁰)₂N-C(NR¹⁰)-, R¹⁰C(O)-, R¹⁰OC(O)-, -N(R¹⁰)₂, or R¹¹OC(O)NR¹⁰-,
- 15 c) aryl, heterocycle, cycloalkyl, alkenyl, R¹⁰O-, R¹¹S(O)_m-, R¹⁰C(O)NR¹⁰-, CN, NO₂, (R¹⁰)₂N-C(NR¹⁰)-, R¹⁰C(O)-, R¹⁰OC(O)-, N₃, -N(R¹⁰)₂, or R¹¹OC(O)NR¹⁰-, and
- 20 d) C₁-C₆ alkyl substituted with an unsubstituted or substituted group selected from aryl, heterocyclic and C₃-C₁₀ cycloalkyl;

25 R^{4b} and R^{7b} are hydrogen;

R^{5a} is selected from:

- a) a side chain of a naturally occurring amino acid, wherein the amino acid is selected from methionine and glutamine,
- b) an oxidized form of a side chain of a naturally occurring amino acid which is:
- 30 i) methionine sulfoxide, or

- 110 -

- ii) methionine sulfone, and
- c) substituted or unsubstituted C₁-C₁₀ alkyl, C₂-C₁₀ alkenyl, C₃-C₁₀ cycloalkyl, aryl or heterocyclic group, wherein the substituent is selected from F, Cl, Br, NO₂, R¹⁰O-, R¹¹S(O)_m-, R¹⁰C(O)NR¹⁰-, (R¹⁰)₂NC(O)-, CN, (R¹⁰)₂N-C(NR¹⁰)-, R¹⁰C(O)-, R¹⁰OC(O)-, N₃, -N(R¹⁰)₂, R¹¹OC(O)NR¹⁰- and C₁-C₂₀ alkyl, and
- d) C₁-C₆ alkyl substituted with an unsubstituted or substituted group selected from aryl, heterocycle and C₃-C₁₀ cycloalkyl;

R^{5b} is selected from:

- a) hydrogen, and
- b) C₁-C₃ alkyl;

R⁶ is independently selected from hydrogen or C₁-C₆ alkyl;

R⁸ is independently selected from:

- a) hydrogen,
- b) C₁-C₆ alkyl, C₂-C₆ alkenyl, C₂-C₆ alkynyl, C₁-C₆ perfluoroalkyl, F, Cl, R¹⁰O-, R¹⁰C(O)NR¹⁰-, CN, NO₂, (R¹⁰)₂N-C(NR¹⁰)-, R¹⁰C(O)-, R¹⁰OC(O)-, -N(R¹⁰)₂, or R¹¹OC(O)NR¹⁰-, and
- c) C₁-C₆ alkyl substituted by C₁-C₆ perfluoroalkyl, R¹⁰O-, R¹⁰C(O)NR¹⁰-, (R¹⁰)₂N-C(NR¹⁰)-, R¹⁰C(O)-, R¹⁰OC(O)-, -N(R¹⁰)₂, or R¹¹OC(O)NR¹⁰-;

R⁹ is selected from:

- a) hydrogen,
- b) C₂-C₆ alkenyl, C₂-C₆ alkynyl, C₁-C₆ perfluoroalkyl, F, Cl, R¹⁰O-, R¹¹S(O)_m-, R¹⁰C(O)NR¹⁰-, CN, NO₂, (R¹⁰)₂N-C(NR¹⁰)-, R¹⁰C(O)-, R¹⁰OC(O)-, -N(R¹⁰)₂, or R¹¹OC(O)NR¹⁰-, and

- 111 -

- c) C₁-C₆ alkyl unsubstituted or substituted by C₁-C₆ perfluoroalkyl, F, Cl, R¹⁰O-, R¹¹S(O)_m-, R¹⁰C(O)NR¹⁰-, CN, (R¹⁰)₂N-C(NR¹⁰)-, R¹⁰C(O)-, R¹⁰OC(O)-, -N(R¹⁰)₂, or R¹¹OC(O)NR¹⁰-;

5

R¹⁰ is independently selected from hydrogen, C₁-C₆ alkyl, benzyl and aryl;

R¹¹ is independently selected from C₁-C₆ alkyl and aryl;

10

R¹² is

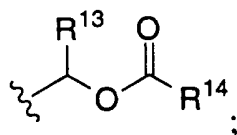
- a) substituted or unsubstituted C₁-C₈ alkyl, substituted or unsubstituted C₅-C₈ cycloalkyl, or substituted or unsubstituted cyclic amine, wherein the substituted alkyl, cycloalkyl or cyclic amine is substituted with 1 or 2 substituents independently selected from:

15

- 1) C₁-C₆ alkyl,
- 2) aryl,
- 3) heterocycle,
- 4) -N(R¹¹)₂,
- 5) -OR¹⁰, or

20

b)



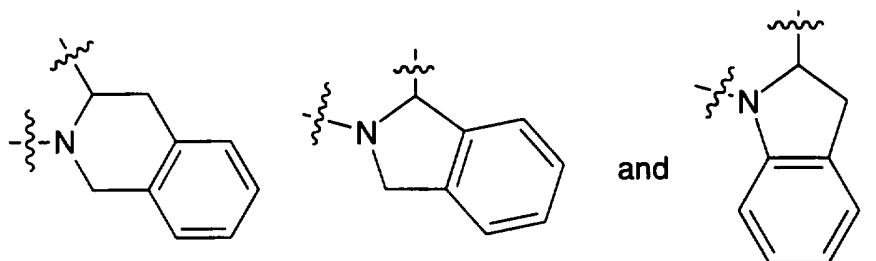
25 R¹³ is independently selected from hydrogen and C₁-C₆ alkyl;

R¹⁴ is independently selected from C₁-C₆ alkyl;

Q is selected from:

30

- 112 -



5 A^1 and A^2 are independently selected from: a bond, $-\text{CH}=\text{CH}-$, $-\text{C}\equiv\text{C}-$, $-\text{C}(\text{O})-$, $-\text{C}(\text{O})\text{NR}^{10}-$, O , $-\text{N}(\text{R}^{10})-$, or $\text{S}(\text{O})_m$;

V is selected from:

- 10 a) hydrogen,
 b) heterocycle selected from pyrrolidinyl, imidazolyl, pyridinyl, thiazolyl, pyridonyl, 2-oxopiperidinyl, indolyl, quinolinyl, isoquinolinyl, and thienyl,
 c) aryl,
 d) C_1 - C_{20} alkyl wherein from 0 to 4 carbon atoms are replaced with a heteroatom selected from O, S, and N, and
 15 e) C_2 - C_{20} alkenyl, and

provided that V is not hydrogen if A^1 is $\text{S}(\text{O})_m$ and V is not hydrogen if A^1 is a bond, n is 0 and A^2 is $\text{S}(\text{O})_m$;

20 W is a heterocycle selected from pyrrolidinyl, imidazolyl, pyridinyl, thiazolyl, pyridonyl, 2-oxopiperidinyl, indolyl, quinolinyl, or isoquinolinyl;

X, Y and Z are independently H_2 or O;

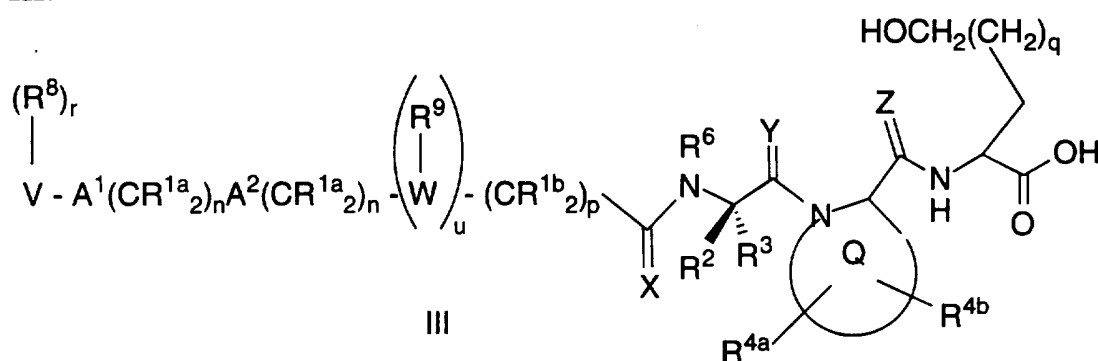
25 m is 0, 1 or 2;
 n is 0, 1, 2, 3 or 4;
 p is 0, 1, 2, 3 or 4;
 r is 0 to 5, provided that r is 0 when V is hydrogen;
 t is 3, 4 or 5; and
 30 u is 0 or 1;

- 113 -

or the pharmaceutically acceptable salts thereof.

7. The compound according to Claim 3 of the formula

5 III:



wherein:

10 R^{1a} is independently selected from: hydrogen or C₁-C₆ alkyl;

R^{1b} is independently selected from:

- 15 a) hydrogen,
 b) aryl, heterocycle, cycloalkyl, R¹⁰O-, -N(R¹⁰)₂ or alkenyl,
 c) C₁-C₆ alkyl unsubstituted or substituted by aryl,
 heterocycle, cycloalkyl, alkenyl, R¹⁰O-, or -N(R¹⁰)₂;

R² and R³ are independently selected from:

- 20 a) a side chain of a naturally occurring amino acid,
 b) an oxidized form of a side chain of a naturally occurring
 amino acid which is:
 i) methionine sulfoxide, or
 ii) methionine sulfone,
 c) substituted or unsubstituted C₁-C₁₀ alkyl, C₂-C₁₀ alkenyl,
 25 C₃-C₁₀ cycloalkyl, aryl or heterocyclic group,
 wherein the substituent is selected from F, Cl, Br,
 NO₂, R¹⁰O-, R¹¹S(O)_m-, R¹⁰C(O)NR¹⁰-, CN,

- 114 -

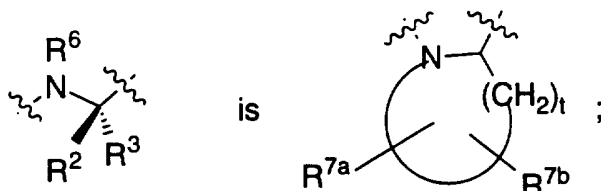
$(R^{10})_2N-C(NR^{10})-$, $R^{10}C(O)-$, $R^{10}OC(O)-$, N_3 ,
 $-N(R^{10})_2$, $R^{11}OC(O)NR^{10}-$ and C₁-C₂₀ alkyl, and

- d) C₁-C₆ alkyl substituted with an unsubstituted or substituted group selected from aryl, heterocycle and C₃-C₁₀ cycloalkyl; or

R² and R³ are combined to form $-(CH_2)_s-$; or

R² or R³ are combined with R⁶ to form a ring such that

10



R^{4a} and R^{7a} are independently selected from:

- a) hydrogen,
- b) C₁-C₆ alkyl unsubstituted or substituted by alkenyl, R¹⁰O-, R¹¹S(O)_m-, R¹⁰C(O)NR¹⁰-, CN, N₃, (R¹⁰)₂N-C(NR¹⁰)-, R¹⁰C(O)-, R¹⁰OC(O)-, -N(R¹⁰)₂, or R¹¹OC(O)NR¹⁰-,
- c) aryl, heterocycle, cycloalkyl, alkenyl, R¹⁰O-, R¹¹S(O)_m-, R¹⁰C(O)NR¹⁰-, CN, NO₂, (R¹⁰)₂N-C(NR¹⁰)-, R¹⁰C(O)-, R¹⁰OC(O)-, N₃, -N(R¹⁰)₂, or R¹¹OC(O)NR¹⁰-, and
- d) C₁-C₆ alkyl substituted with an unsubstituted or substituted group selected from aryl, heterocyclic and C₃-C₁₀ cycloalkyl;

R^{4b} and R^{7b} are hydrogen;

R⁶ is independently selected from hydrogen or C₁-C₆ alkyl;

R⁸ is independently selected from:

- a) hydrogen,

- 115 -

- b) C₁-C₆ alkyl, C₂-C₆ alkenyl, C₂-C₆ alkynyl, C₁-C₆ perfluoroalkyl, F, Cl, R¹⁰O-, R¹⁰C(O)NR¹⁰-, CN, NO₂, (R¹⁰)₂N-C(NR¹⁰)-, R¹⁰C(O)-, R¹⁰OC(O)-, -N(R¹⁰)₂, or R¹¹OC(O)NR¹⁰-, and
- 5 c) C₁-C₆ alkyl substituted by C₁-C₆ perfluoroalkyl, R¹⁰O-, R¹⁰C(O)NR¹⁰-, (R¹⁰)₂N-C(NR¹⁰)-, R¹⁰C(O)-, R¹⁰OC(O)-, -N(R¹⁰)₂, or R¹¹OC(O)NR¹⁰-;

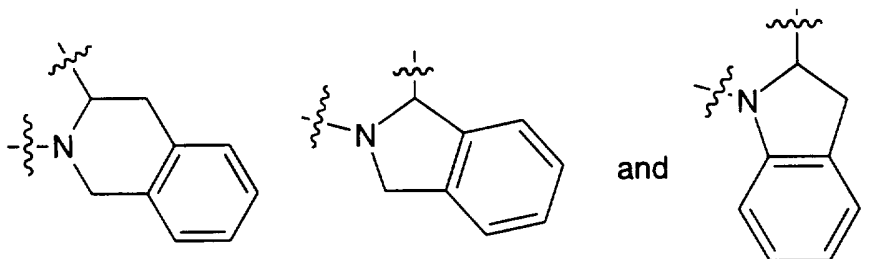
R⁹ is selected from:

- 10 a) hydrogen,
- b) C₂-C₆ alkenyl, C₂-C₆ alkynyl, C₁-C₆ perfluoroalkyl, F, Cl, R¹⁰O-, R¹¹S(O)_m-, R¹⁰C(O)NR¹⁰-, CN, NO₂, (R¹⁰)₂N-C(NR¹⁰)-, R¹⁰C(O)-, R¹⁰OC(O)-, -N(R¹⁰)₂, or R¹¹OC(O)NR¹⁰-, and
- 15 c) C₁-C₆ alkyl unsubstituted or substituted by C₁-C₆ perfluoroalkyl, F, Cl, R¹⁰O-, R¹¹S(O)_m-, R¹⁰C(O)NR¹⁰-, CN, (R¹⁰)₂N-C(NR¹⁰)-, R¹⁰C(O)-, R¹⁰OC(O)-, -N(R¹⁰)₂, or R¹¹OC(O)NR¹⁰-;

20 R¹⁰ is independently selected from hydrogen, C₁-C₆ alkyl, benzyl and aryl;

R¹¹ is independently selected from C₁-C₆ alkyl and aryl;

25 Q is selected from:



30 A¹ and A² are independently selected from: a bond, -CH=CH-, -C≡C-, -C(O)-, -C(O)NR¹⁰-, O, -N(R¹⁰)-, or S(O)_m;

- 116 -

V is selected from:

- a) hydrogen,
- b) heterocycle selected from pyrrolidinyl, imidazolyl, pyridinyl,
5 thiazolyl, pyridonyl, 2-oxopiperidinyl, indolyl, quinolinyl,
isoquinolinyl, and thienyl,
- c) aryl,
- d) C₁-C₂₀ alkyl wherein from 0 to 4 carbon atoms are replaced
with a heteroatom selected from O, S, and N, and
- 10 e) C₂-C₂₀ alkenyl, and

provided that V is not hydrogen if A¹ is S(O)_m and V is not hydrogen if
A¹ is a bond, n is 0 and A² is S(O)_m;

15 W is a heterocycle selected from pyrrolidinyl, imidazolyl, pyridinyl,
thiazolyl, pyridonyl, 2-oxopiperidinyl, indolyl, quinolinyl, or
isoquinolinyl;

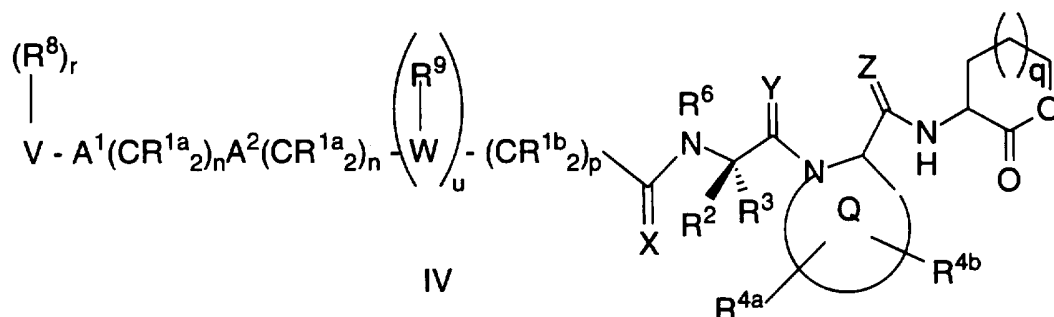
X, Y and Z are independently H₂ or O;

- 20 m is 0, 1 or 2;
- n is 0, 1, 2, 3 or 4;
- p is 0, 1, 2, 3 or 4;
- q is 0, 1 or 2;
- r is 0 to 5, provided that r is 0 when V is hydrogen;
- 25 t is 3, 4 or 5; and
- u is 0 or 1;

or a pharmaceutically acceptable salt thereof.

30 8. The compound according to Claim 4 of the formula
Formula IV:

- 117 -



wherein:

5 R^{1a} is independently selected from: hydrogen or C_1 - C_6 alkyl;

R^{1b} is independently selected from:

- 10 a) hydrogen,
 b) aryl, heterocycle, cycloalkyl, $R^{10}O-$, $-N(R^{10})_2$ or alkenyl,
 c) C_1 - C_6 alkyl unsubstituted or substituted by aryl,
 heterocycle, cycloalkyl, alkenyl, $R^{10}O-$, or $-N(R^{10})_2$;

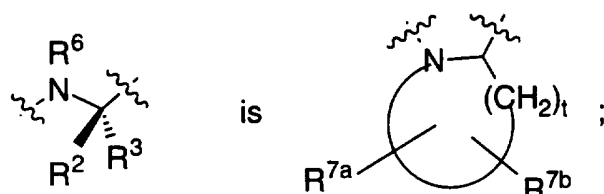
R^2 and R^3 are independently selected from:

- 15 a) a side chain of a naturally occurring amino acid,
 b) an oxidized form of a side chain of a naturally occurring
 amino acid which is:
 i) methionine sulfoxide, or
 ii) methionine sulfone,
 20 c) substituted or unsubstituted C_1 - C_{10} alkyl, C_2 - C_{10} alkenyl,
 C_3 - C_{10} cycloalkyl, aryl or heterocyclic group,
 wherein the substituent is selected from F, Cl, Br,
 NO_2 , $R^{10}O-$, $R^{11}S(O)_m-$, $R^{10}C(O)NR^{10}-$, CN,
 $(R^{10})_2N-C(NR^{10})-$, $R^{10}C(O)-$, $R^{10}OC(O)-$, N_3 ,
 $-N(R^{10})_2$, $R^{11}OC(O)NR^{10}-$ and C_1 - C_{20} alkyl, and
 25 d) C_1 - C_6 alkyl substituted with an unsubstituted or
 substituted group selected from aryl, heterocycle and C_3 -
 C_{10} cycloalkyl; or

R^2 and R^3 are combined to form $-(CH_2)_s-$; or

- 118 -

R² or R³ are combined with R⁶ to form a ring such that



5

R^{4a} and R^{7a} are independently selected from:

- a) hydrogen,
- b) C₁-C₆ alkyl unsubstituted or substituted by alkenyl, R¹⁰O-, R¹¹S(O)_m-, R¹⁰C(O)NR¹⁰-, CN, N₃, (R¹⁰)₂N-C(NR¹⁰)-, R¹⁰C(O)-, R¹⁰OC(O)-, -N(R¹⁰)₂, or R¹¹OC(O)NR¹⁰-,
- c) aryl, heterocycle, cycloalkyl, alkenyl, R¹⁰O-, R¹¹S(O)_m-, R¹⁰C(O)NR¹⁰-, CN, NO₂, (R¹⁰)₂N-C(NR¹⁰)-, R¹⁰C(O)-, R¹⁰OC(O)-, N₃, -N(R¹⁰)₂, or R¹¹OC(O)NR¹⁰-, and
- d) C₁-C₆ alkyl substituted with an unsubstituted or substituted group selected from aryl, heterocyclic and C₃-C₁₀ cycloalkyl;

10

15

20

R^{4b} and R^{7b} are hydrogen;

20

R⁶ is independently selected from hydrogen or C₁-C₆ alkyl;

R⁸ is independently selected from:

- a) hydrogen,
- b) C₁-C₆ alkyl, C₂-C₆ alkenyl, C₂-C₆ alkynyl, C₁-C₆ perfluoroalkyl, F, Cl, R¹⁰O-, R¹⁰C(O)NR¹⁰-, CN, NO₂, (R¹⁰)₂N-C(NR¹⁰)-, R¹⁰C(O)-, R¹⁰OC(O)-, -N(R¹⁰)₂, or R¹¹OC(O)NR¹⁰-, and
- c) C₁-C₆ alkyl substituted by C₁-C₆ perfluoroalkyl, R¹⁰O-, R¹⁰C(O)NR¹⁰-, (R¹⁰)₂N-C(NR¹⁰)-, R¹⁰C(O)-, R¹⁰OC(O)-, -N(R¹⁰)₂, or R¹¹OC(O)NR¹⁰-;

25

30

- 119 -

R⁹ is selected from:

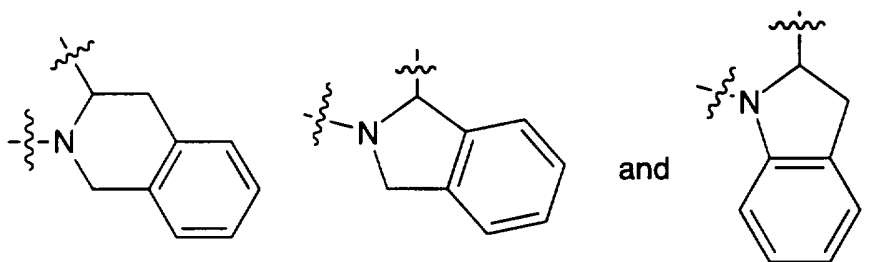
- 5 a) hydrogen,
 b) C₂-C₆ alkenyl, C₂-C₆ alkynyl, C₁-C₆ perfluoroalkyl, F, Cl, R¹⁰O-, R¹¹S(O)_m-, R¹⁰C(O)NR¹⁰-, CN, NO₂, (R¹⁰)₂N-C(NR¹⁰)-, R¹⁰C(O)-, R¹⁰OC(O)-, -N(R¹⁰)₂, or R¹¹OC(O)NR¹⁰-, and
 10 c) C₁-C₆ alkyl unsubstituted or substituted by C₁-C₆ perfluoroalkyl, F, Cl, R¹⁰O-, R¹¹S(O)_m-, R¹⁰C(O)NR¹⁰-, CN, (R¹⁰)₂N-C(NR¹⁰)-, R¹⁰C(O)-, R¹⁰OC(O)-, -N(R¹⁰)₂, or R¹¹OC(O)NR¹⁰-;

R¹⁰ is independently selected from hydrogen, C₁-C₆ alkyl, benzyl and aryl;

15

R¹¹ is independently selected from C₁-C₆ alkyl and aryl;

Q is selected from:



A¹ and A² are independently selected from: a bond, -CH=CH-, -C≡C-, -C(O)-, -C(O)NR¹⁰-, O, -N(R¹⁰)-, or S(O)_m;

25

V is selected from:

- 30 a) hydrogen,
 b) heterocycle selected from pyrrolidinyl, imidazolyl, pyridinyl, thiazolyl, pyridonyl, 2-oxopiperidinyl, indolyl, quinolinyl, isoquinolinyl, and thienyl,

- 120 -

- c) aryl,
 d) C₁-C₂₀ alkyl wherein from 0 to 4 carbon atoms are replaced with a heteroatom selected from O, S, and N, and
 e) C₂-C₂₀ alkenyl, and
 5 provided that V is not hydrogen if A¹ is S(O)_m and V is not hydrogen if A¹ is a bond, n is 0 and A² is S(O)_m;

W is a heterocycle selected from pyrrolidinyl, imidazolyl, pyridinyl, thiazolyl, pyridonyl, 2-oxopiperidinyl, indolyl, quinolinyl, or
 10 isoquinolinyl;

X, Y and Z are independently H₂ or O;

- m is 0, 1 or 2;
 15 n is 0, 1, 2, 3 or 4;
 p is 0, 1, 2, 3 or 4;
 q is 0, 1 or 2;
 r is 0 to 5, provided that r is 0 when V is hydrogen;
 t is 3, 4 or 5; and
 20 u is 0 or 1;

or a pharmaceutically acceptable salt thereof.

9. A compound which inhibits farnesyl-protein
 25 transferase which is:

N-[(1H-imidazol-4-ylacetyl-2(S)-amino)-3(S)-methylpentyl]-1,2,3,4-tetrahydro-3(S)-isoquinolinecarbonyl-methionine methyl ester

- 30 N-[(1H-imidazol-4-ylacetyl-2(S)-amino)-3(S)-methylpentyl]-1,2,3,4-tetrahydro-3(S)-isoquinolinecarbonyl-methionine

N-[L-Pyroglutamyl-2(S)-amino-3(S)-methylpentyl]-1,2,3,4-tetrahydro-3(S)-isoquinolinecarbonyl-methionine methyl ester

35

- 121 -

N-[L-Pyroglutamyl-2(S)-amino-3(S)-methylpentyl]-1,2,3,4-tetrahydro-3(S)-isoquinolinecarbonyl-methionine

5 N-[(1H-imidazol-4-ylpropionyl)-2(S)-amino-3(S)-methylpentyl]-1,2,3,4-tetrahydro-3(S)-isoquinolinecarbonyl-methionine methyl ester

N-[(1H-imidazol-4-ylpropionyl)-2(S)-amino-3(S)-methylpentyl]-1,2,3,4-tetrahydro-3(S)-isoquinolinecarbonyl-methionine

10 N-[(1-(4-cyanobenzyl)-1H-imidazol-5-yl)acetyl]-2(S)-amino-3(S)-methylpentyl]-1,2,3,4-tetrahydro-3(S)-isoquinolinecarbonyl methionine methyl ester

15 N-[(1-(4-cyanobenzyl)-1H-imidazol-5-yl)acetyl]-2(S)-amino-3(S)-methylpentyl]-1,2,3,4-tetrahydro-3(S)-isoquinolinecarbonyl methionine

N-[N-(4-cyanobenzyl)-L-pyroglutamyl-2(S)-amino-3(S)-methylpentyl]-1,2,3,4-tetrahydro-3(S)-isoquinolinecarbonyl-methionine methyl ester or

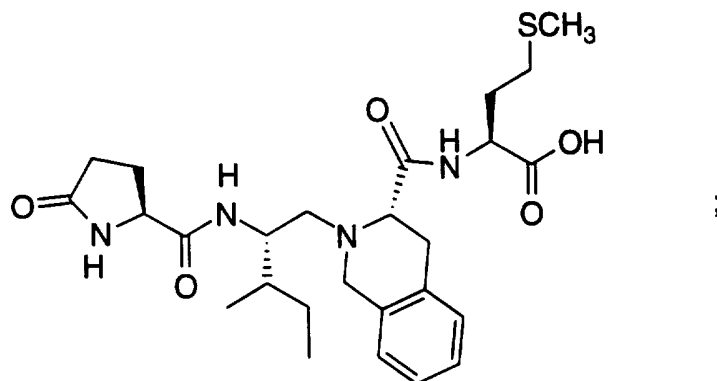
20 N-[N-(4-cyanobenzyl)-L-pyroglutamyl-2(S)-amino-3(S)-methylpentyl]-1,2,3,4-tetrahydro-3(S)-isoquinolinecarbonyl-methionine

or a pharmaceutically acceptable salt or optical isomer thereof.

25 10. The compound according to Claim 9 which inhibits farnesyl-protein transferase which is:

N-[L-Pyroglutamyl-2(S)-amino-3(S)-methylpentyl]-1,2,3,4-tetrahydro-3(S)-isoquinolinecarbonyl-methionine

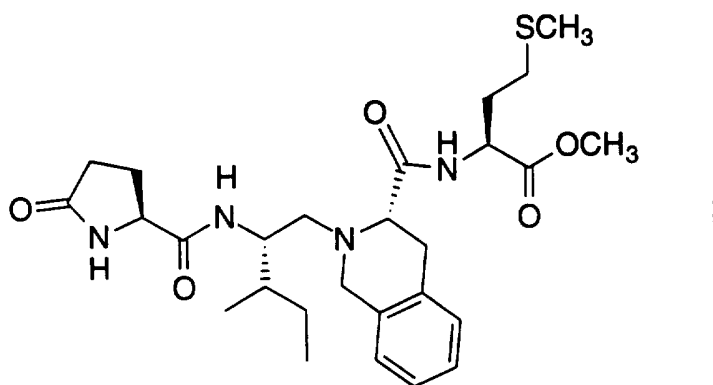
- 122 -



or a pharmaceutically acceptable salt or optical isomer thereof.

- 5 11. The compound according to Claim 9 which inhibits farnesyl-protein transferase which is:

N-[L-Pyroglutamyl-2(S)-amino-3(S)-methylpentyl]-1,2,3,4-tetrahydro-3(S)-isoquinolinecarbonyl-methionine methyl ester



10

or a pharmaceutically acceptable salt or optical isomer thereof.

- 15 12. A pharmaceutical composition comprising a pharmaceutical carrier, and dispersed therein, a therapeutically effective amount of a compound of Claim 2.

- 123 -

13. A pharmaceutical composition comprising a pharmaceutical carrier, and dispersed therein, a therapeutically effective amount of a compound of Claim 4.

5 14. A pharmaceutical composition comprising a pharmaceutical carrier, and dispersed therein, a therapeutically effective amount of a compound of Claim 9.

10 15. A method for inhibiting farnesylation of Ras protein which comprises administering to a mammal in need thereof a therapeutically effective amount of the composition of Claim 12.

15 16. A method for inhibiting farnesylation of Ras protein which comprises administering to a mammal in need thereof a therapeutically effective amount of the composition of Claim 13.

20 17. A method for inhibiting farnesylation of Ras protein which comprises administering to a mammal in need thereof a therapeutically effective amount of the composition of Claim 14.

18. A method for treating cancer which comprises administering to a mammal in need thereof a therapeutically effective amount of a composition of Claim 12.

25 19. A method for treating cancer which comprises administering to a mammal in need thereof a therapeutically effective amount of a composition of Claim 13.

30 20. A method for treating cancer which comprises administering to a mammal in need thereof a therapeutically effective amount of a composition of Claim 14.

21. A method for treating neurofibromin benign proliferative disorder which comprises administering to a mammal in

- 124 -

need thereof a therapeutically effective amount of a composition of Claim 12.

5 22. A method for treating blindness related to retinal vascularization which comprises administering to a mammal in need thereof a therapeutically effective amount of a composition of Claim 12.

10 23. A method for treating infections from hepatitis delta and related viruses which comprises administering to a mammal in need thereof a therapeutically effective amount of a composition of Claim 12.

15 24. A method for preventing restenosis which comprises administering to a mammal in need thereof a therapeutically effective amount of a composition of Claim 12.

 25. A method for treating polycystic kidney disease which comprises administering to a mammal in need thereof a therapeutically effective amount of a composition of Claim 12.