



US00D420939S

# United States Patent [19]

[11] Patent Number: **Des. 420,939**

Faurote et al.

[45] Date of Patent: **\*\* Feb. 22, 2000**

[54] **VEHICLE BODY**

[75] Inventors: **Brandon L. Faurote**, Rochester Hills;  
**Glenn W. Abbott**, West Bloomfield;  
**John P. Sgalia**, Farmington Hills, all of Mich.

|            |         |                      |        |
|------------|---------|----------------------|--------|
| D. 350,504 | 9/1994  | Nixon .....          | D12/91 |
| D. 352,485 | 11/1994 | Creed et al. ....    | D12/98 |
| D. 357,213 | 4/1995  | Hunter et al. ....   | D12/98 |
| D. 365,783 | 1/1996  | Starr et al. ....    | D12/91 |
| D. 373,979 | 9/1996  | Starr et al. ....    | D12/98 |
| D. 396,828 | 8/1998  | Baccus et al. ....   | D12/91 |
| D. 411,815 | 7/1999  | Yamamoto et al. .... | D12/91 |

[73] Assignee: **Chrysler Corporation**, Auburn Hills, Mich.

*Primary Examiner*—Melody N. Brown  
*Attorney, Agent, or Firm*—Mark Calcaterra

[\*\*] Term: **14 Years**

## [57] CLAIM

[21] Appl. No.: **29/101,222**

The ornamental design for a vehicle body, as shown and described.

[22] Filed: **Feb. 11, 1999**

## DESCRIPTION

### Related U.S. Application Data

FIG. 1 is a front perspective view of a vehicle body constructed in accordance with the teachings of the present invention.

[63] Continuation of application No. 29/084,652, Mar. 6, 1998, abandoned.

FIG. 2 is a rear perspective view thereof.

[51] **LOC (7) Cl.** ..... **12-08**

FIG. 3 is a left view thereof, the right side being a substantial mirror image.

[52] **U.S. Cl.** ..... **D12/91**

FIG. 4 is a front view thereof; and,

[58] **Field of Search** ..... D12/90-92; 296/185

FIG. 5 is a rear view thereof.


[56] **References Cited**

The broken line portions of the vehicle are for illustrative purposes only and form no part of the claim.

### U.S. PATENT DOCUMENTS

D. 336,266 6/1993 Hunter ..... D12/98

**1 Claim, 4 Drawing Sheets**



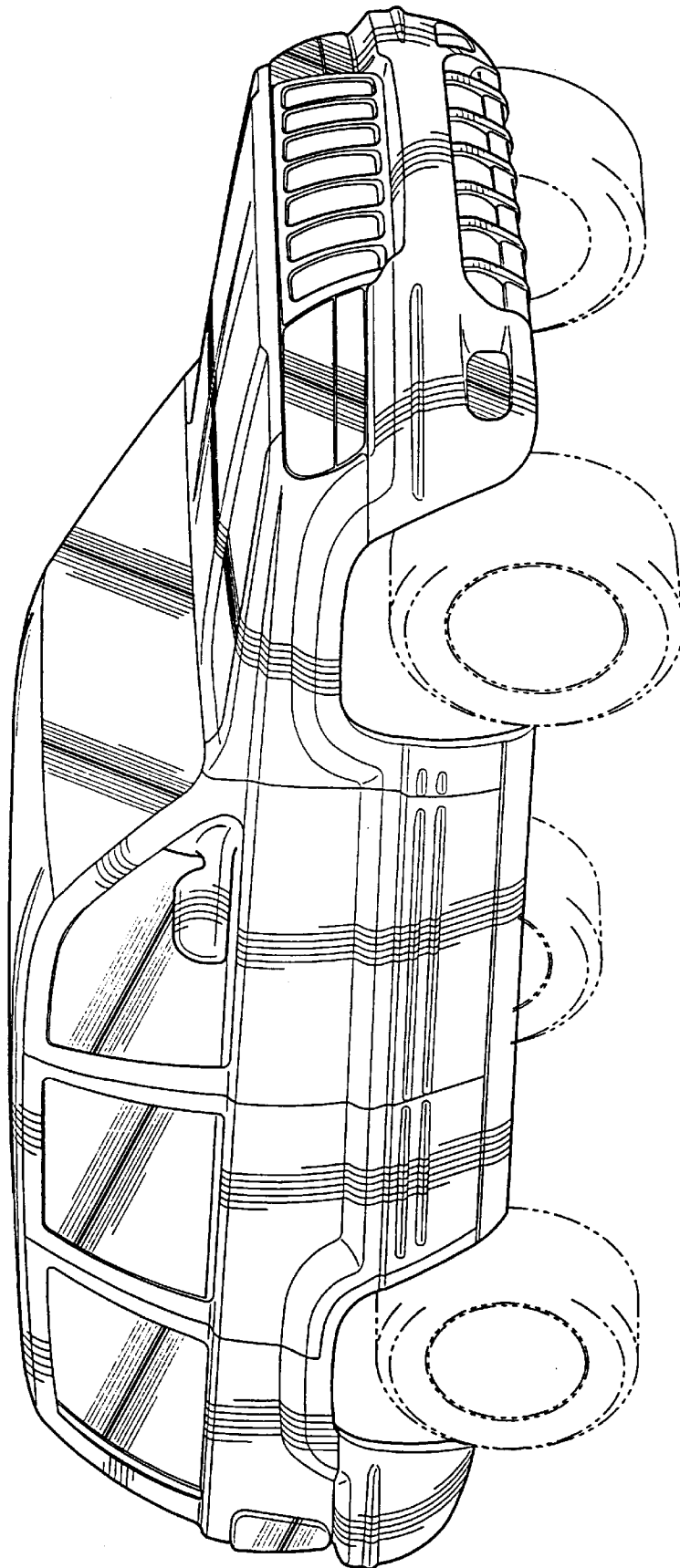


Fig-1

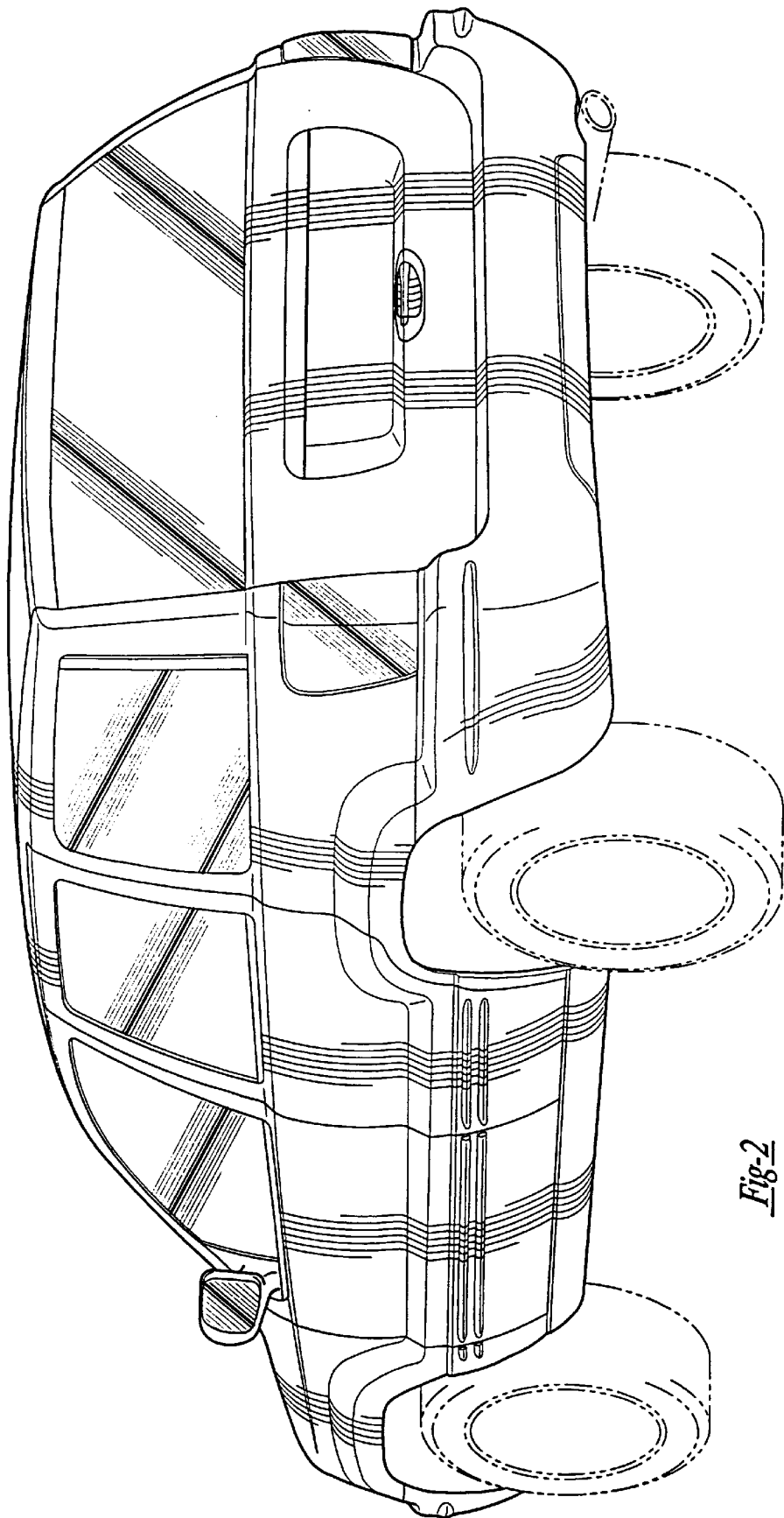


Fig-2

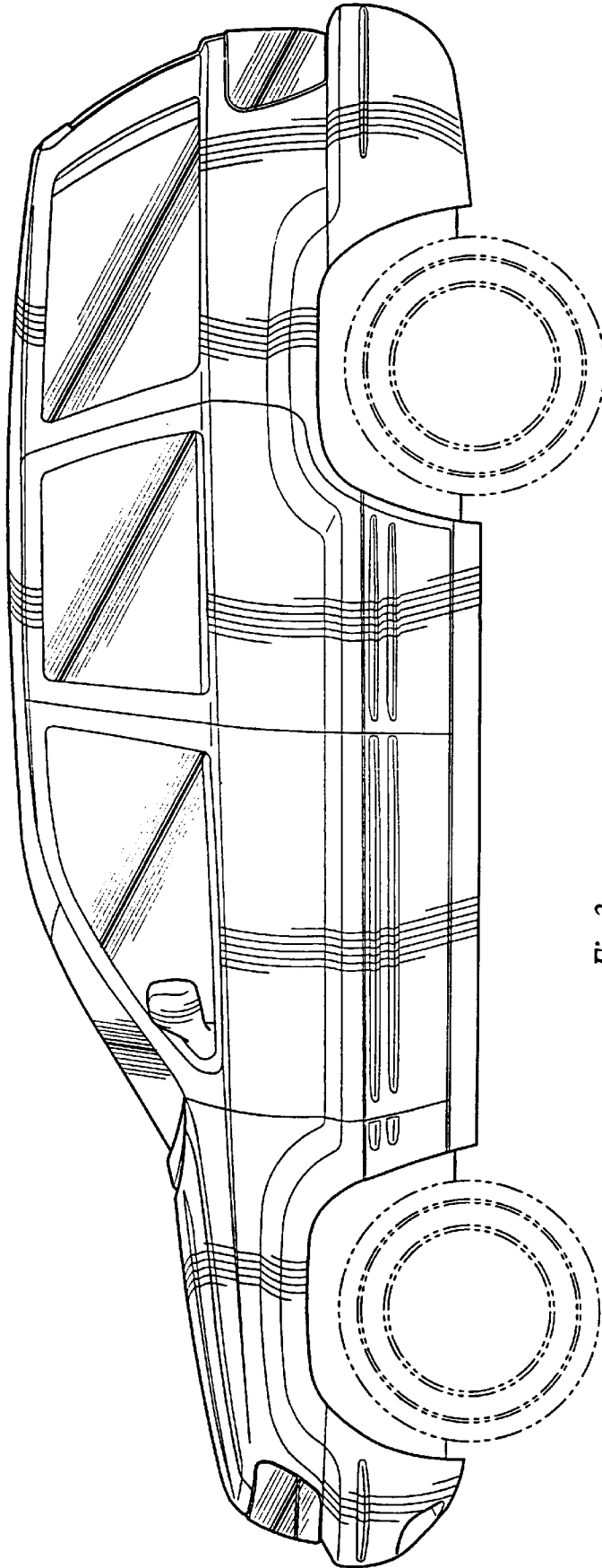


Fig-3




Fig-4




Fig-5