



US00D690424S

(12) **United States Design Patent**  
**Ponsi et al.**

(10) **Patent No.:** **US D690,424 S**

(45) **Date of Patent:** **\*\* Sep. 24, 2013**

(54) **SET OF COMPONENTS FOR A PATIENT REPOSITIONING SYSTEM**

(75) Inventors: **Lawrence Ponsi**, Wheeling, IL (US);  
**Paul M. Fowler**, Rockford, IL (US);  
**Jeffrey B. Steffens**, Cary, IL (US);  
**David P. Beck**, Crystal Lake, IL (US);  
**Gregory T. Davis**, Crystal Lake, IL (US)

(73) Assignee: **Sage Products, Inc.**, Cary, IL (US)

(\*\*) Term: **14 Years**

(21) Appl. No.: **29/384,071**

(22) Filed: **Jan. 26, 2011**

(51) **LOC (9) Cl.** ..... **24-01**

(52) **U.S. Cl.**

USPC ..... **D24/183**

(58) **Field of Classification Search**

USPC ..... D24/183–184, 188, 190, 231; D6/595,  
D6/596, 601, 604, 333, 606; 5/630, 632,  
5/636, 638, 640, 644, 652, 652.1, 653–656,  
5/487, 626, 81.1 R, 81.1 T; D29/100; D12/128,  
D12/132

See application file for complete search history.

(56) **References Cited**

**U.S. PATENT DOCUMENTS**

4,617,690	A	10/1986	Grebe	
4,744,115	A *	5/1988	Marchione	5/81.1 T
4,872,226	A *	10/1989	Lonardo	5/81.1 T
5,067,189	A	11/1991	Weedling et al.	
D325,185	S *	4/1992	Markiw	D12/128

(Continued)

**FOREIGN PATENT DOCUMENTS**

WO	WO 86/03965	7/1986
WO	WO 94/09686	5/1994
WO	WO 01/82856 A1	11/2001
WO	WO 2007/126311 A2	11/2007

*Primary Examiner* — T. Chase Nelson

*Assistant Examiner* — Mark Cavanna

(74) *Attorney, Agent, or Firm* — Miller, Matthias & Hull LLP

(57) **CLAIM**

The ornamental design for a set of components for a patient repositioning system, as shown and described.

**DESCRIPTION**

FIG. 1 is a top left perspective view of a bed, patient and a set of components for a patient repositioning system showing our new design;

FIG. 2 is top left perspective view of the set of components for a patient repositioning system of FIG. 1;

FIG. 3 is a left side exploded view of the set of components for a patient repositioning system of FIGS. 1-2;

FIG. 4 is a right side exploded view of the set of components for a patient repositioning system shown in FIGS. 1-3;

FIG. 5 is a top exploded view of the set of components for a patient repositioning system shown in FIGS. 1-4;

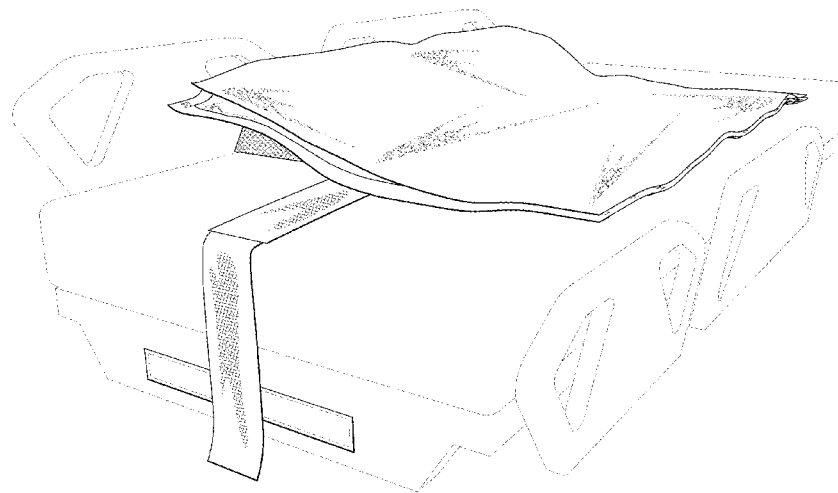
FIG. 6 is a bottom right exploded view of the set of components for a patient repositioning system shown in FIGS. 1-5;

FIG. 7 is a bottom left perspective and exploded view of the set of components for a patient repositioning system shown in FIGS. 1-6; and,

FIG. 8 is a top left perspective view of a bed equipped with a set of components for a patient repositioning system showing our new design.

The broken lines seen in FIGS. 1 and 8 showing a bed and a human form are included for the purpose of illustrating environment and form no part of the claimed design. The broken lines seen on portions of the set of components for a patient repositioning system represent stitching and form part of the claimed design.

**1 Claim, 8 Drawing Sheets**



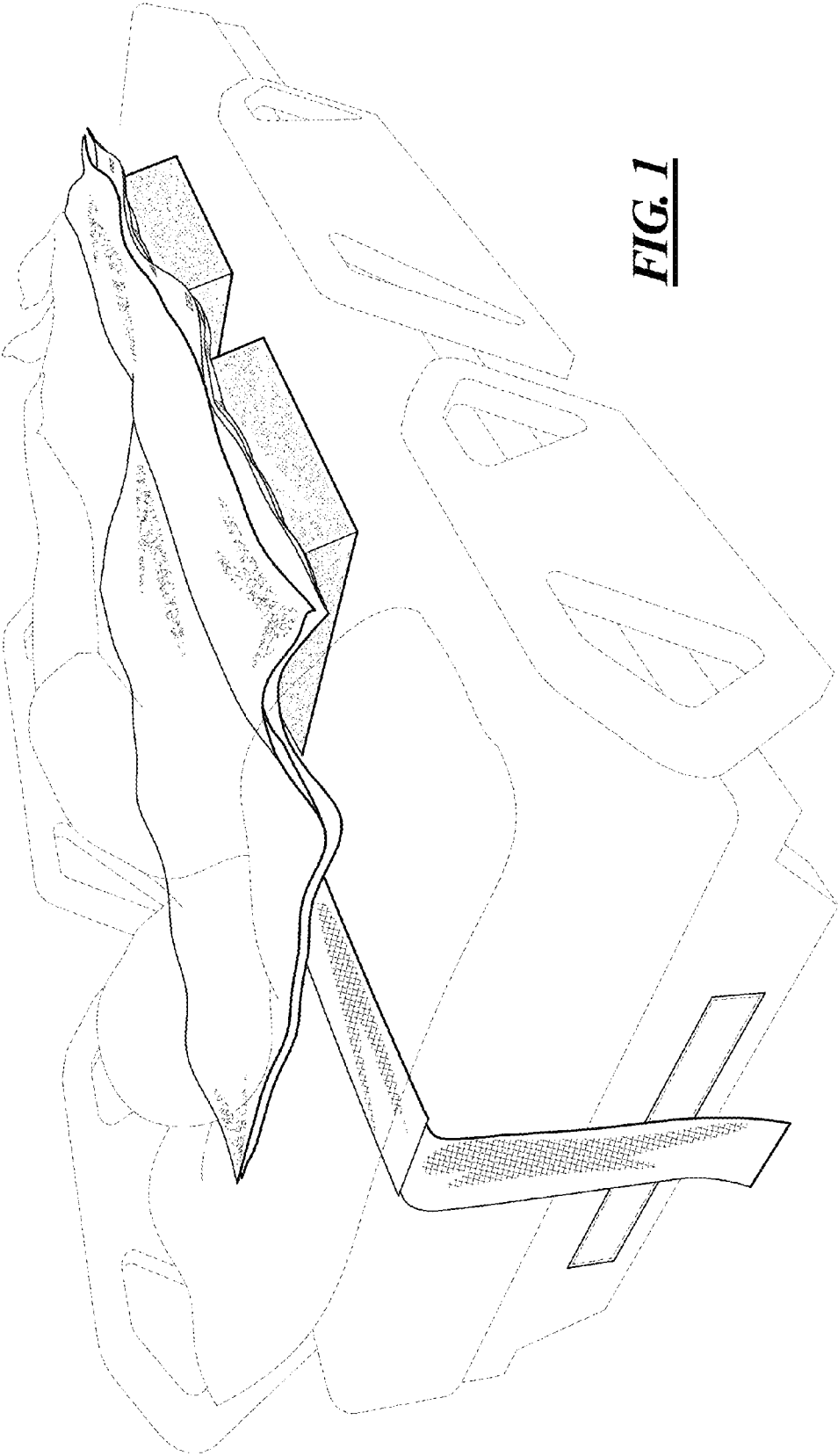
(56)

References Cited

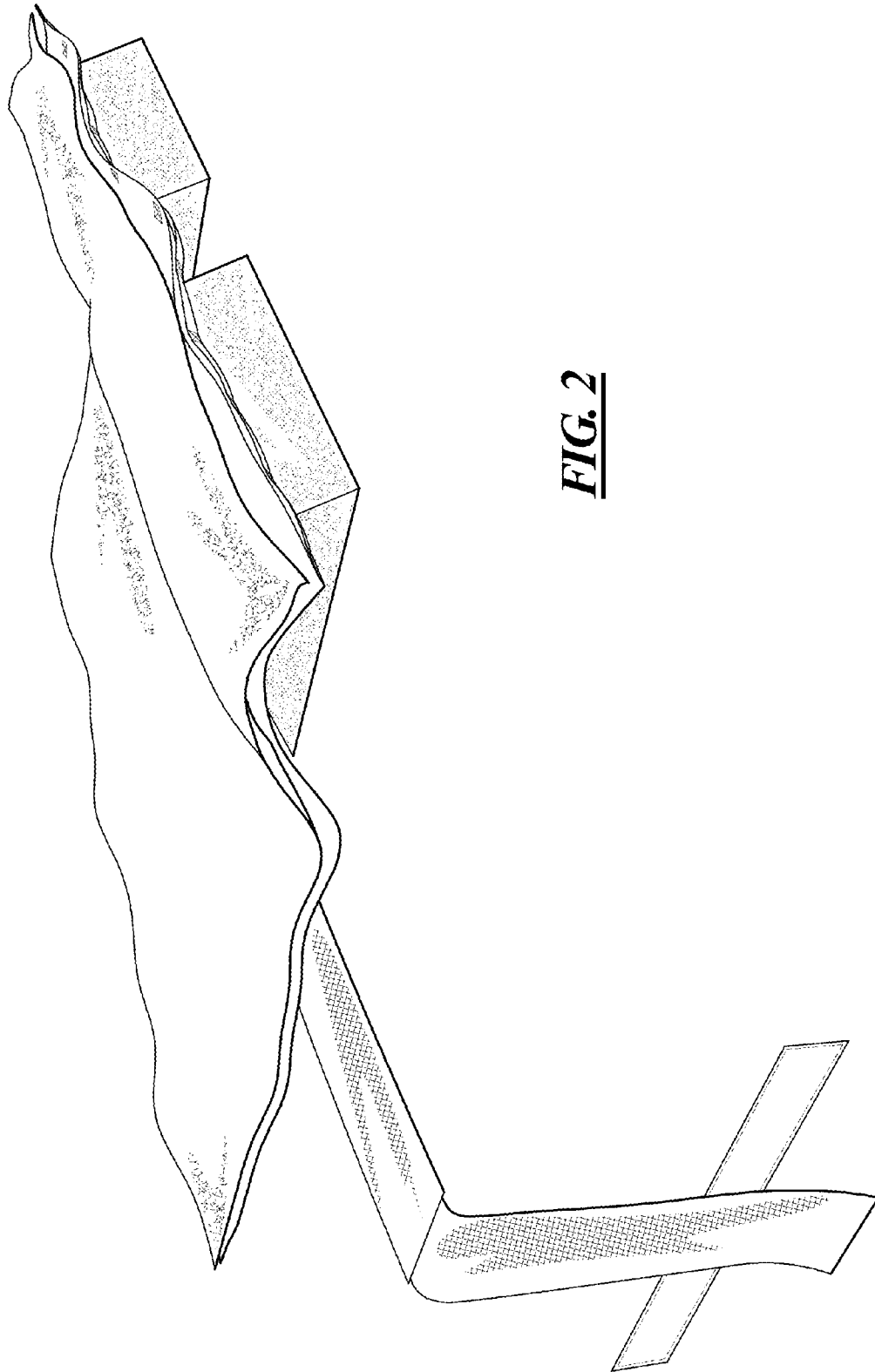
U.S. PATENT DOCUMENTS

5,103,519	A	4/1992	Hasty		7,464,422	B2	12/2008	Townsend
5,142,719	A	9/1992	Vrzalik		7,469,436	B2	12/2008	Meyer et al.
D339,771	S *	9/1993	Newman	D12/128	7,480,953	B2	1/2009	Romano et al.
5,373,595	A	12/1994	Johnson et al.		7,681,269	B2	3/2010	Biggie et al.
5,375,273	A	12/1994	Bodine, Jr. et al.		7,818,836	B2 *	10/2010	Stinson ..... 5/487
5,487,196	A	1/1996	Wilkinson et al.		D675,467	S *	2/2013	Gil Gomez et al. .... D6/606
5,560,057	A	10/1996	Madsen et al.		2002/0029417	A1 *	3/2002	Walker ..... 5/81.1 R
5,685,036	A	11/1997	Kopfstein et al.		2003/0150057	A1	8/2003	Malstaff et al.
5,774,917	A	7/1998	Liu		2005/0091753	A1	5/2005	Salvatini et al.
D397,643	S *	9/1998	Nicholas	D12/128	2005/0102749	A1	5/2005	Heimbrock
6,009,873	A	1/2000	Neviaser		2006/0075559	A1	4/2006	Skinner et al.
6,073,279	A	6/2000	Skaler		2006/0112489	A1	6/2006	Bobey et al.
6,154,900	A	12/2000	Shaw		2006/0117490	A1	6/2006	Hung et al.
D436,281	S *	1/2001	Thompson	D6/596	2006/0185078	A1 *	8/2006	Perry ..... 5/81.1 T
6,269,505	B1	8/2001	Wilkinson		2006/0213010	A1 *	9/2006	Davis ..... 5/626
6,282,737	B1	9/2001	Vrzalik		2007/0143928	A1	6/2007	Biggie et al.
6,560,793	B2	5/2003	Walker		2007/0235036	A1	10/2007	Bobey et al.
6,604,252	B1	8/2003	Lee et al.		2007/0240260	A1 *	10/2007	White et al. .... 5/81.1 R
6,826,795	B2	12/2004	Wilkinson		2008/0028533	A1	2/2008	Stacy et al.
6,859,961	B1	3/2005	Barr		2008/0040860	A1	2/2008	Price et al.
7,007,330	B2	3/2006	Kuiper et al.		2008/0120780	A1	5/2008	Genaro et al.
7,032,261	B2	4/2006	Heimbrock		2008/0141463	A1	6/2008	Dionne et al.
7,080,422	B2	7/2006	Ben-Levi		2008/0209630	A1 *	9/2008	Kazala et al. .... 5/81.1 T
7,146,660	B2	12/2006	Heimbrock		2008/0263763	A1	10/2008	Butler
7,219,380	B2	5/2007	Beck et al.		2008/0271245	A1	11/2008	Flick
7,308,725	B2	12/2007	Cazzini et al.		2009/0119846	A1	5/2009	Meyer et al.
7,409,735	B2	8/2008	Kramer et al.		2009/0144894	A1 *	6/2009	Shiffert ..... 5/81.1 T
7,441,290	B1	10/2008	Flick		2009/0217460	A1	9/2009	Bobey et al.
					2010/0095461	A1	4/2010	Romano et al.
					2010/0299836	A1 *	12/2010	Tanaka et al. .... 5/626

\* cited by examiner

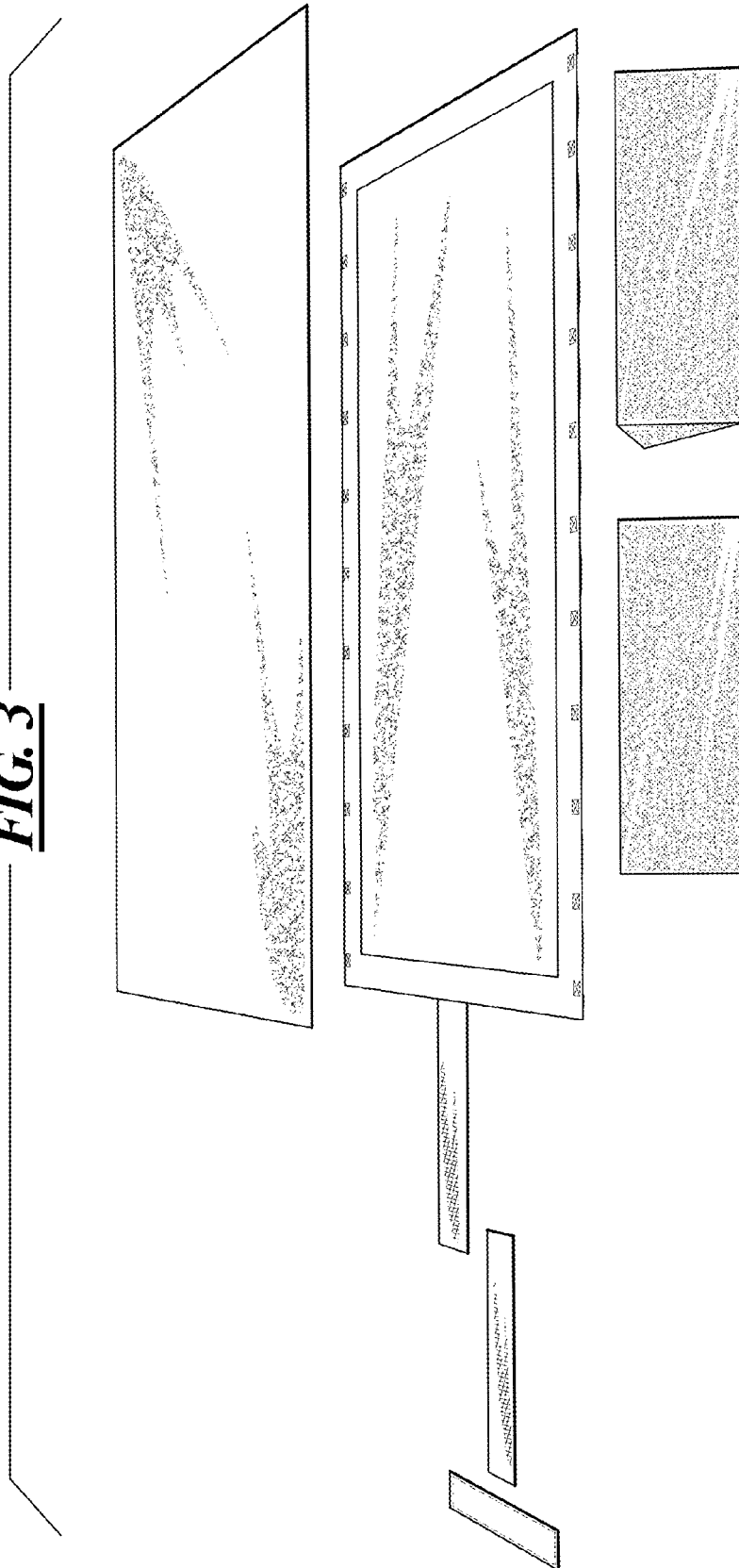


**FIG. 1**




**FIG. 2**

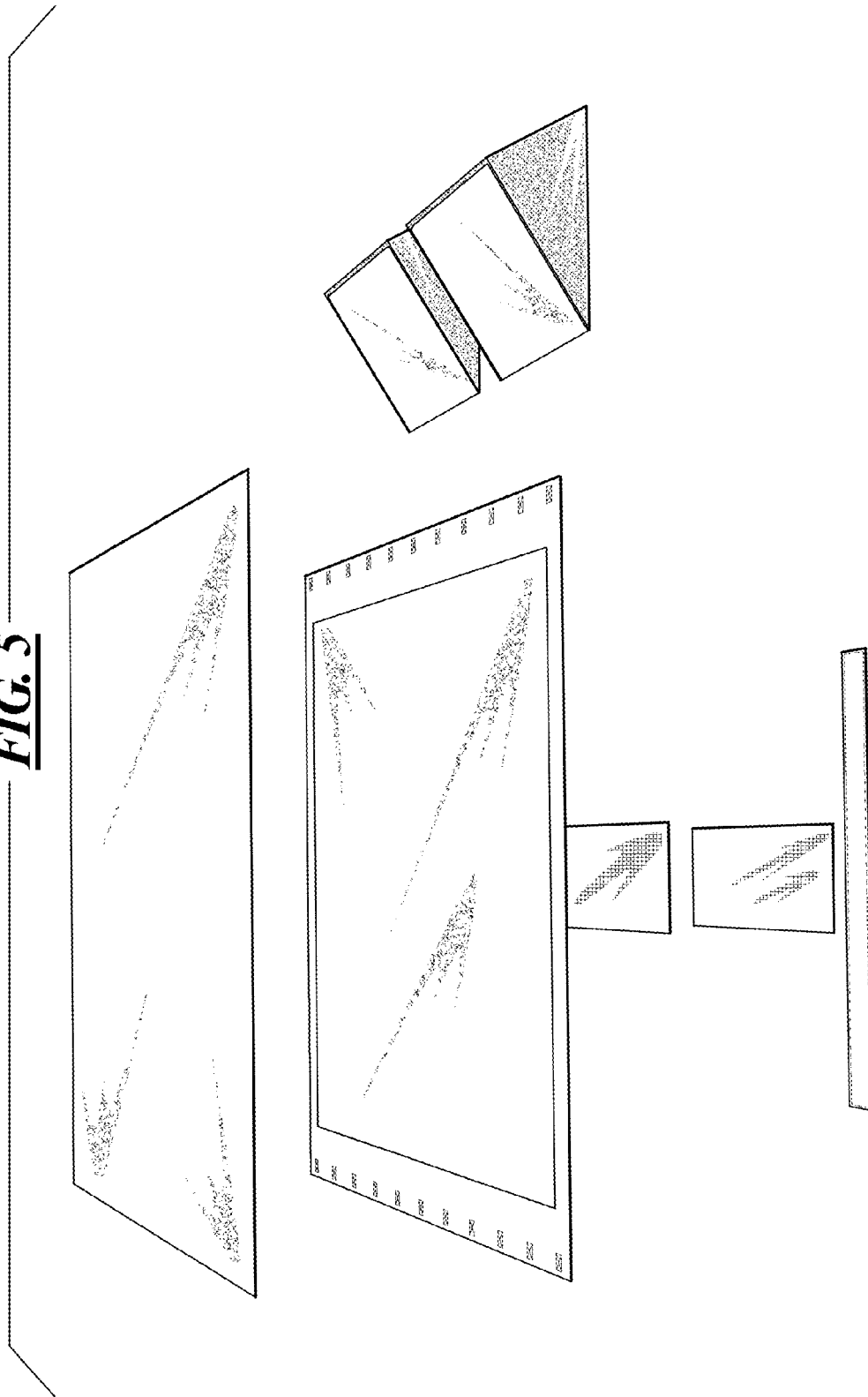
**FIG. 3**



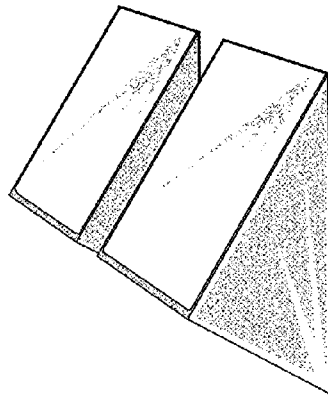
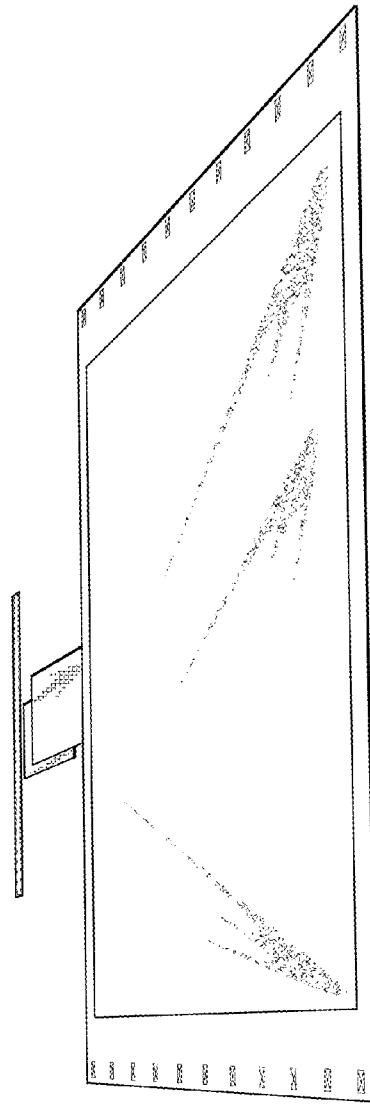

**FIG. 4**



**FIG. 5**

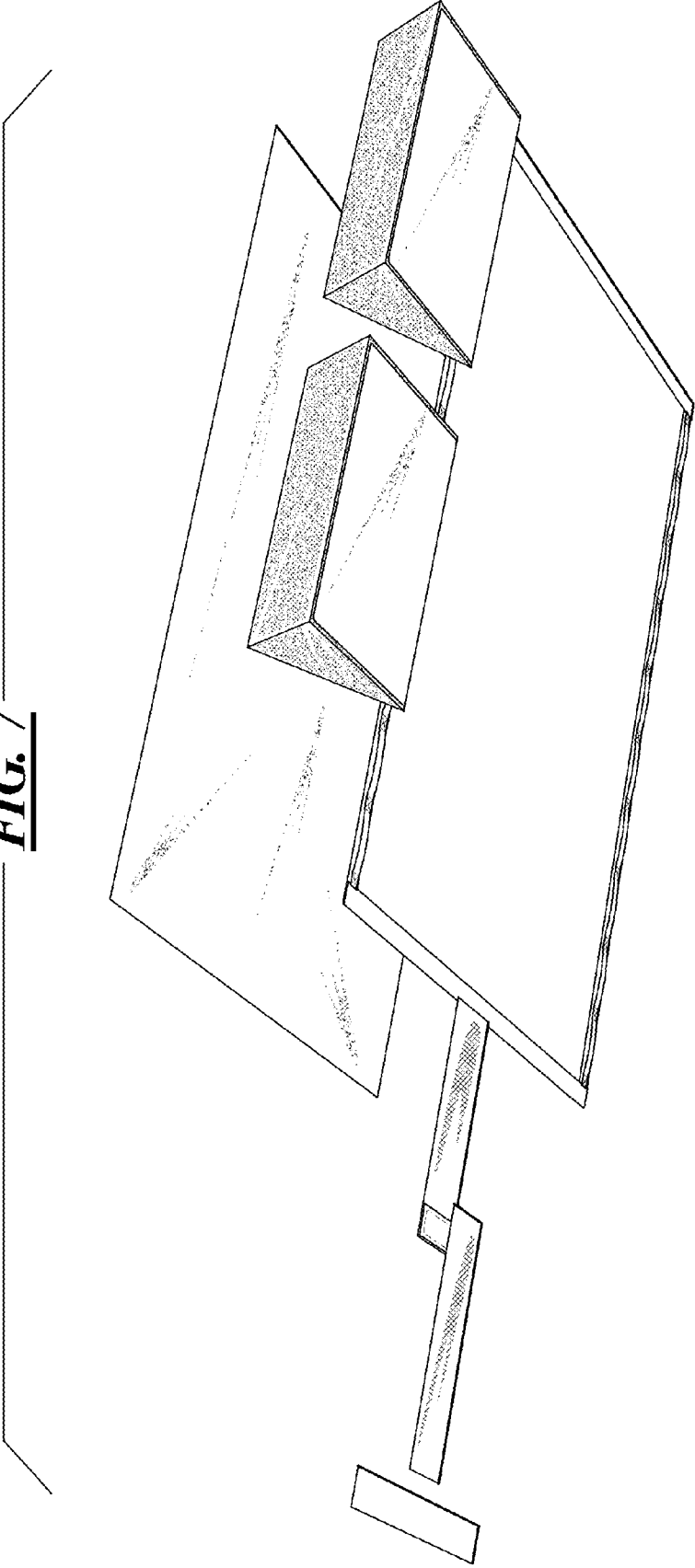


**FIG. 6**





**FIG. 7**



**FIG. 8**

