



US00D637564S

(12) **United States Design Patent**
Tseng et al.

(10) **Patent No.:** **US D637,564 S**

(45) **Date of Patent:** **** May 10, 2011**

(54) **LIGHT EMITTING DIODE**

(75) Inventors: **Chung-Ting Tseng**, Taipei County (TW); **Ming-Sung Tsai**, Taipei (TW); **Shih-Tai Chuang**, Taipei (TW)

(73) Assignee: **Edison Opto Corporation**, Taipei (TW)

(**) Term: **14 Years**

(21) Appl. No.: **29/377,201**

(22) Filed: **Oct. 19, 2010**

(51) **LOC (9) Cl.** **13-03**

(52) **U.S. Cl.** **D13/180**

(58) **Field of Classification Search** D13/180;
D26/2; 257/79, 80, 81, 88, 89, 95, 98, 99,
257/100, E33.058; 313/483, 498, 500; 362/555,
362/800

See application file for complete search history.

(56) **References Cited**

U.S. PATENT DOCUMENTS

D512,694 S * 12/2005 Kim et al. D13/180
D570,797 S * 6/2008 Song D13/180

D589,470 S * 3/2009 Chen D13/180
D593,043 S * 5/2009 Song D13/180
D603,813 S * 11/2009 Nishimura et al. D13/180
D607,420 S * 1/2010 Imai et al. D13/180
D615,052 S * 5/2010 Imai et al. D13/180
D628,169 S * 11/2010 Yamada D13/180

* cited by examiner

Primary Examiner — Selina Sikder

(74) *Attorney, Agent, or Firm* — CKC & Partners Co., Ltd.

(57) **CLAIM**

The ornamental design for a light emitting diode, as shown.

DESCRIPTION

FIG. 1 is a perspective view of a light emitting diode showing our new design;

FIG. 2 is a front view thereof;

FIG. 3 is a rear view thereof;

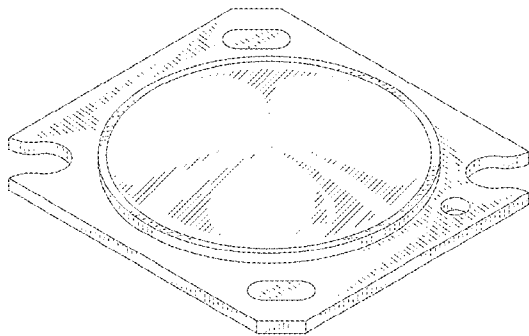
FIG. 4 is a left side view thereof;

FIG. 5 is a right side view thereof;

FIG. 6 is a top view thereof; and,

FIG. 7 is a bottom view thereof.

1 Claim, 5 Drawing Sheets



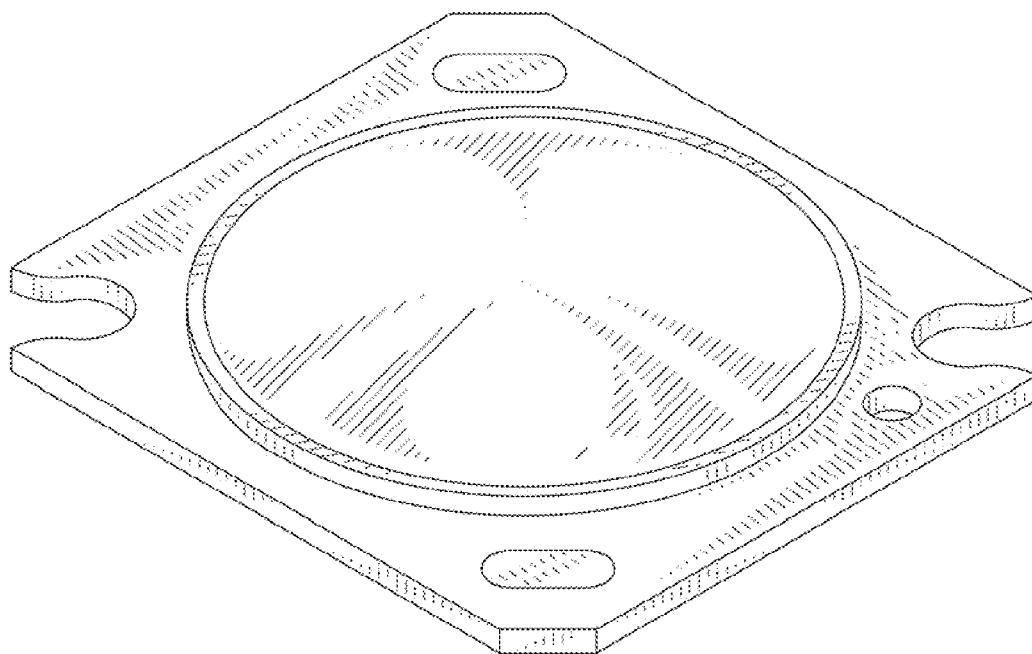


FIG. 1




FIG. 2



FIG. 3




FIG. 4




FIG. 5




FIG. 6




FIG. 7