

(12) **United States Design Patent**
Larson et al.

(10) **Patent No.:** **US D841,450 S**
(45) **Date of Patent:** **** *Feb. 26, 2019**

- (54) **DRYING CLIP**
- (71) Applicants: **Greta Larson**, Afton, MN (US); **John Anthony DePaola**, Jackson, NJ (US)
- (72) Inventors: **Greta Larson**, Afton, MN (US); **John Anthony DePaola**, Jackson, NJ (US)
- (*) Notice: This patent is subject to a terminal disclaimer.
- (**) Term: **15 Years**
- (21) Appl. No.: **29/602,038**
- (22) Filed: **Apr. 27, 2017**
- (51) **LOC (11) Cl.** **08-08**
- (52) **U.S. Cl.**
USPC **D8/395; D8/396**
- (58) **Field of Classification Search**
USPC D8/349, 382, 394, 395, 396, 373; D23/249
CPC F16L 3/00; F16L 3/08; F16B 7/00; F16B 2/02; F16B 2/20; F16B 7/04
See application file for complete search history.

D257,950 S *	1/1981	Van Meter, Jr.	D13/154
4,407,472 A *	10/1983	Beck	A62C 33/04 24/339
D275,175 S *	8/1984	Rolli, Jr.	D13/154
D294,457 S *	3/1988	Doty	D8/373
D295,315 S *	4/1988	Nelson	D24/130
4,765,584 A *	8/1988	Lazaris	B25H 3/04 211/70.1
5,398,365 A *	3/1995	MacKenzie	A46B 11/063 15/160
D361,259 S *	8/1995	LoJacono, Jr.	D8/356
D363,211 S *	10/1995	Noble	D8/371
D374,751 S *	10/1996	Vong	D32/54
D375,890 S *	11/1996	Takai	D8/380
D375,894 S *	11/1996	Ogawa	D8/396
D393,201 S *	4/1998	Hearidge	D8/395
D421,897 S *	3/2000	Washecheck	D8/395
D430,699 S *	9/2000	Coleman, Jr.	D26/138
D432,404 S *	10/2000	Garfinkle	D8/395
D432,905 S *	10/2000	Sutker	D8/394
D440,005 S *	4/2001	Blanton	24/16 R
D483,254 S *	12/2003	Sels	D8/394
D522,352 S *	6/2006	Van Straaten	D8/395

(Continued)

Primary Examiner — John Windmuller

Assistant Examiner — Steven J Czyz

(74) *Attorney, Agent, or Firm* — Charney IP Law LLC

(57) **CLAIM**

The ornamental design for a drying clip, as shown and described.

DESCRIPTION

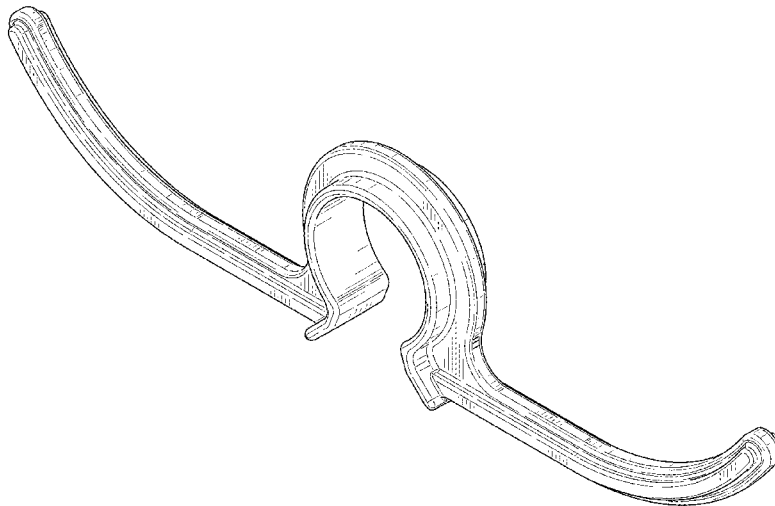
FIG. 1 is a front perspective view of a drying clip of the present invention;
FIG. 2 is a front view thereof;
FIG. 3 is a rear view thereof;
FIG. 4 is a right side view thereof;
FIG. 5 is a left side view thereof;
FIG. 6 is a top view thereof; and,
FIG. 7 is a bottom view thereof.

1 Claim, 3 Drawing Sheets

(56) **References Cited**

U.S. PATENT DOCUMENTS

1,212,979 A *	1/1917	Mann et al.	A47K 3/281 248/213
2,446,142 A *	7/1948	Root	F16K 27/00 248/212
2,807,431 A *	9/1957	McHale	B44D 3/123 24/535
D222,430 S *	10/1971	Jarvis et al.	D8/373
D227,745 S *	7/1973	Kitson et al.	D8/380
D228,376 S *	9/1973	Martz et al.	D8/356
D229,030 S *	11/1973	Kitson et al.	D8/380
4,002,349 A *	1/1977	Dopp	A63C 11/021 280/809
D257,324 S *	10/1980	Huff, Jr.	D8/366



(56)

References Cited

U.S. PATENT DOCUMENTS

7,124,465 B1 * 10/2006 Kaminstein A47L 13/16
15/244.3
D541,637 S * 5/2007 Heindl D8/382
D570,673 S * 6/2008 Geiger D8/394
D573,448 S * 7/2008 Young, IV D8/356
D593,852 S * 6/2009 Hoebeek D8/394
D601,412 S * 10/2009 Brown D8/395
D628,465 S * 12/2010 Hernandez D8/356
D628,468 S * 12/2010 Camp, Jr. D8/395
D730,721 S * 6/2015 Degan D8/356
D736,065 S * 8/2015 Castellano D8/354
D745,368 S * 12/2015 Lutze D13/184
2014/0306082 A1 10/2014 Harvala

* cited by examiner

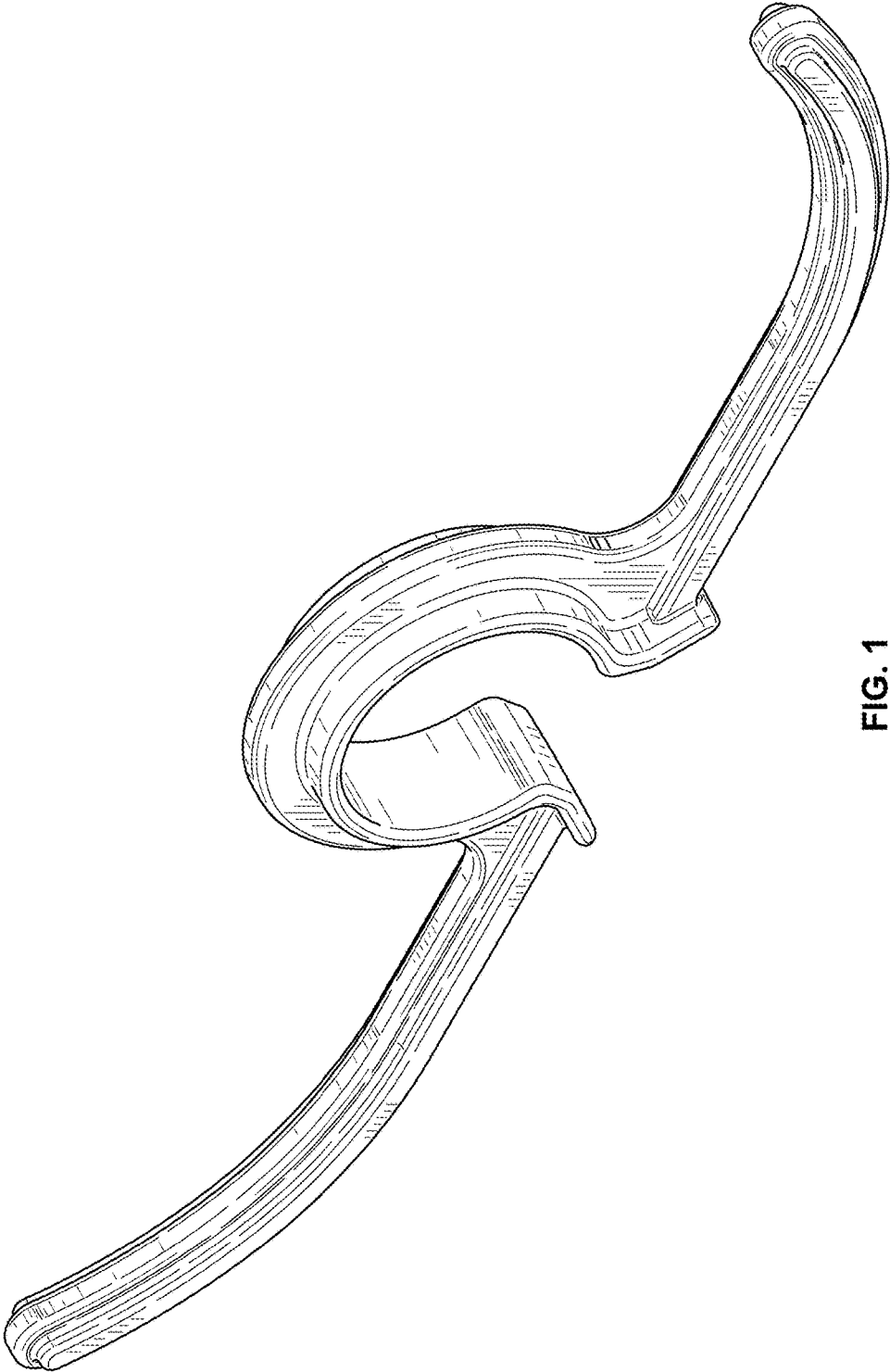


FIG. 1

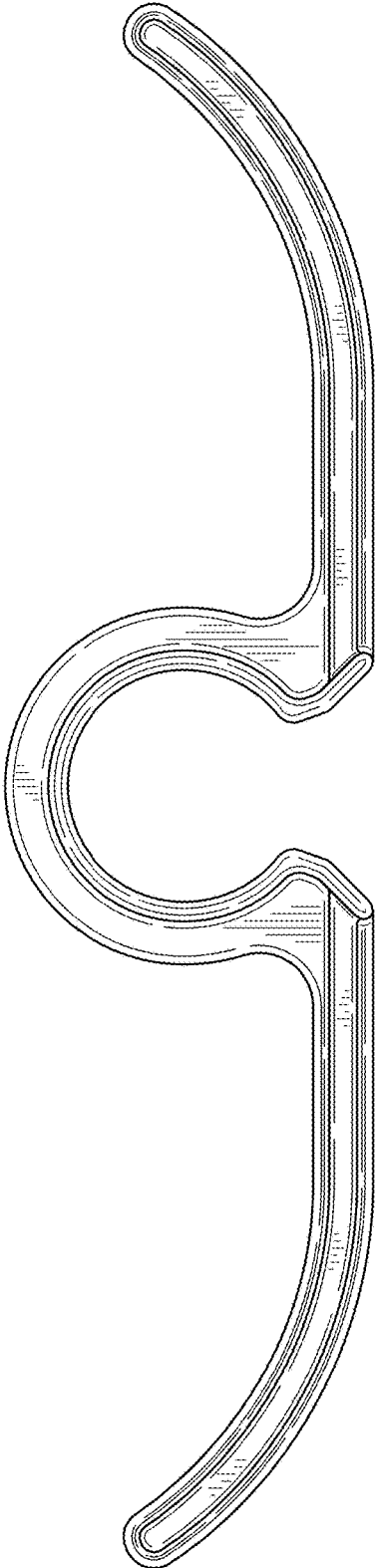


FIG. 2

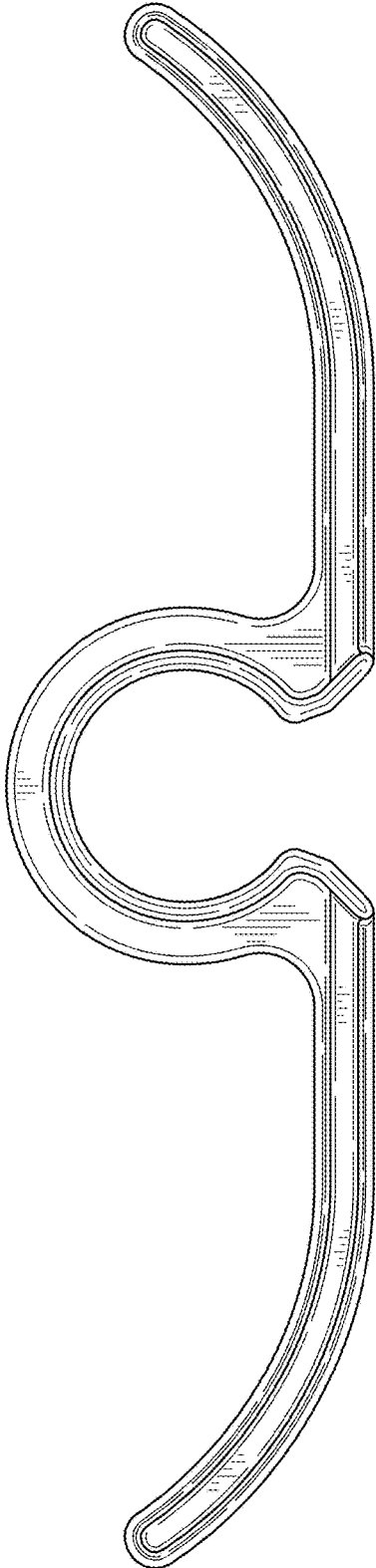


FIG. 3

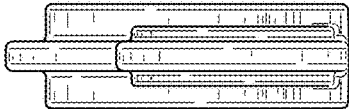


FIG. 4

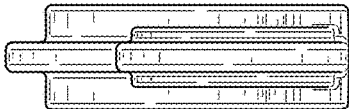


FIG. 5

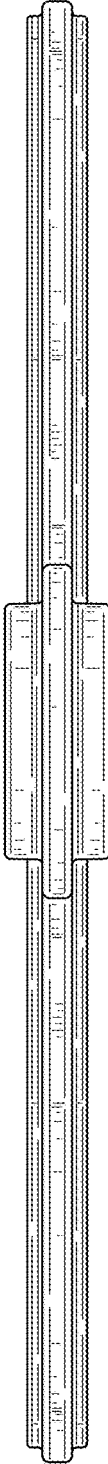


FIG. 6




FIG. 7