



US00D875964S

(12) **United States Design Patent**  
**Doebele et al.**

(10) **Patent No.:** **US D875,964 S**

(45) **Date of Patent:** **\*\* Feb. 18, 2020**

(54) **PIPETTE**

(71) Applicant: **IKA—WERKE GMBH & CO. KG,**  
Staufen (DE)

(72) Inventors: **Philip Doebele,** Freiburg (DE); **Franco Luciani,** Freiburg (DE)

(73) Assignee: **IKA—Werke GmbH & Co. KG,**  
Staufen (DE)

(\*\*) Term: **15 Years**

(21) Appl. No.: **35/505,216**

(22) Filed: **Apr. 26, 2018**

(80) **Hague Agreement Data**

Int. Filing Date: **Apr. 26, 2018**

Int. Reg. No.: **DM/101634**

Int. Reg. Date: **Apr. 26, 2018**

Int. Reg. Pub. Date: **Jun. 29, 2018**

(51) **LOC (12) Cl.** ..... **24-02**

(52) **U.S. Cl.**  
USPC ..... **D24/222**

(58) **Field of Classification Search**  
USPC ..... D24/114, 216, 186, 220, 224, 227, 232,  
D24/234, 222, 108, 130  
CPC .. B01L 3/0217; B01L 2200/087; G01N 35/10  
See application file for complete search history.

(56) **References Cited**

**U.S. PATENT DOCUMENTS**

D426,643	S	*	6/2000	Rainin	.....	D24/222
D438,630	S	*	3/2001	Honore	.....	D24/222
D460,193	S	*	7/2002	Schieffer	.....	D24/222
D584,418	S	*	1/2009	Rylski	.....	D24/222
D584,828	S	*	1/2009	Rylski	.....	D24/222
D591,865	S	*	5/2009	Hintikka	.....	D24/222
D592,314	S	*	5/2009	Guo	.....	D24/222
D625,429	S	*	10/2010	Link	.....	D24/222

D635,273	S	*	3/2011	Malvoisin	.....	D24/222
D664,263	S	*	7/2012	Ramsamy	.....	D24/222
D809,668	S	*	2/2018	Ramsamy	.....	D24/222
D848,018	S	*	5/2019	Yang	.....	D24/216
2012/0107193	A1	*	5/2012	Salo	.....	B01L 3/0217 422/501

\* cited by examiner

*Primary Examiner* — Eliza Z Bennett-Hattan

(74) *Attorney, Agent, or Firm* — Volpe and Koenig, P.C.

(57) **CLAIM**

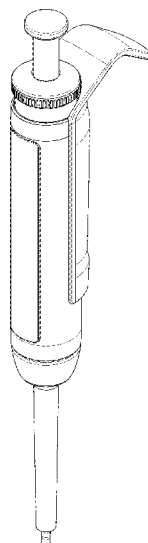
The ornamental design for pipette, as shown and described.

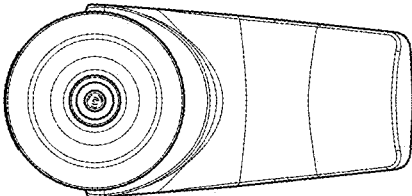
**DESCRIPTION**

- 2.-4. Pipette
- 2.1 :Bottom
- 2.2: Right
- 2.3 : Front
- 2.4: Left
- 2.5: Back
- 2.6: Top
- 2.7 : Perspective
- 3.1 :Bottom
- 3.2: Right
- 3.3 : Front
- 3.4: Left
- 3.5: Back
- 3.6: Top
- 3.7 : Perspective
- 4.1 :Bottom
- 4.2: Right
- 4.3 : Front
- 4.4: Left
- 4.5: Back
- 4.6: Top
- 4.7 : Perspective

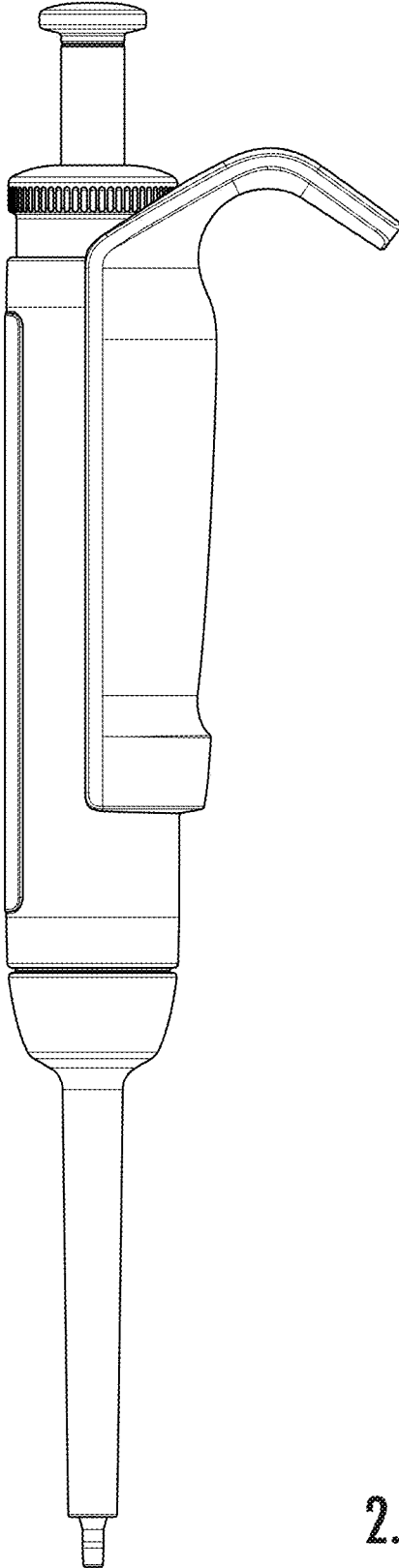
The broken lines represent portions of the pipette that form no part of the claimed design.

**1 Claim, 21 Drawing Sheets**

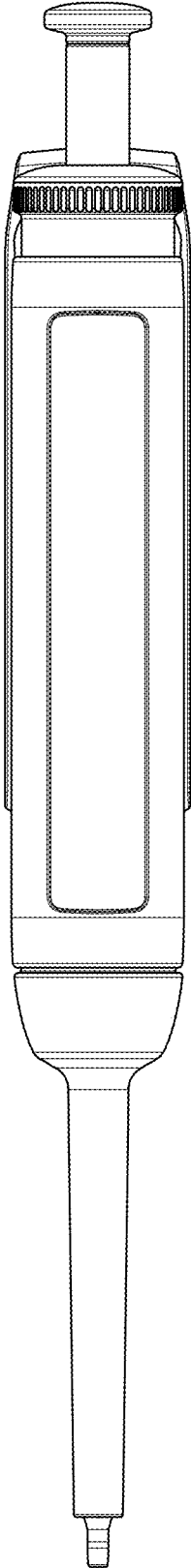




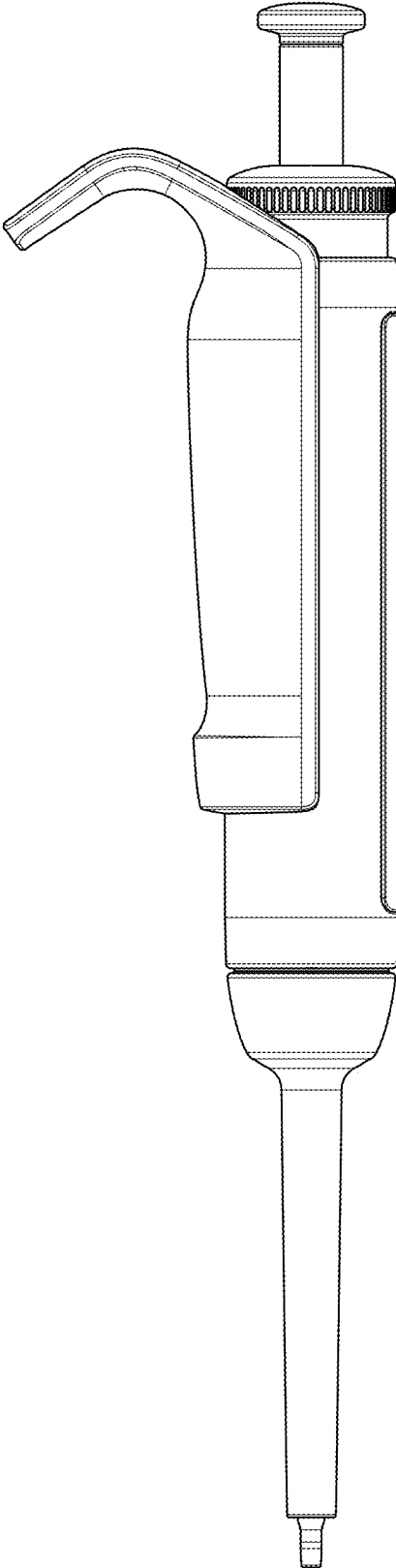
2.1



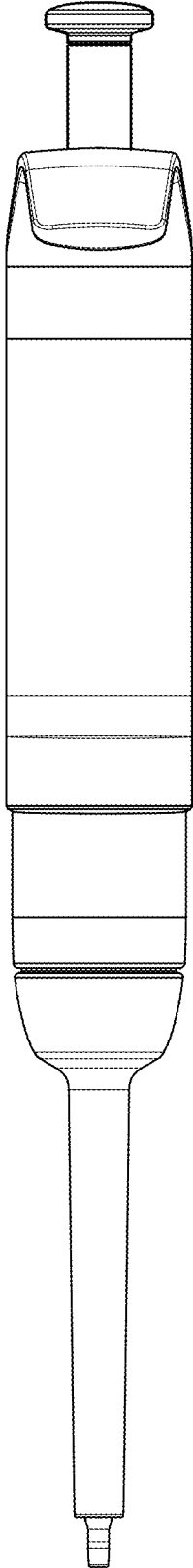
2.2



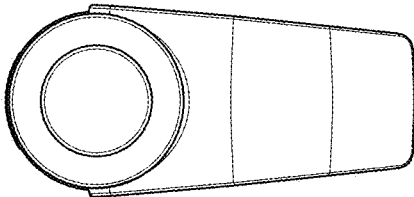
2.3



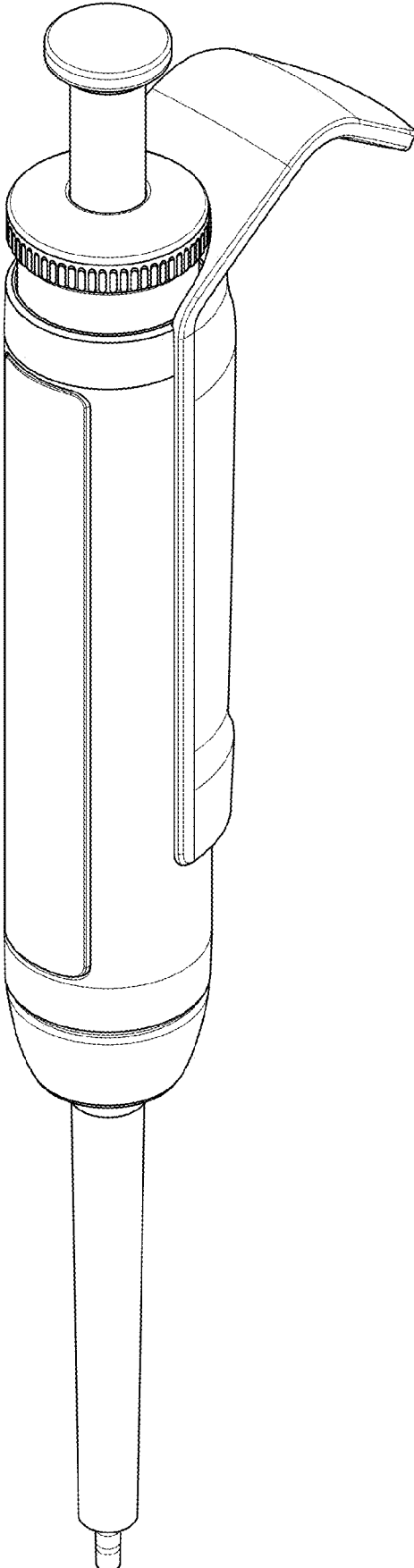
2.4



2.5

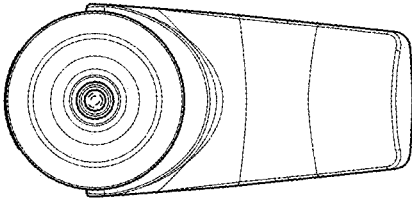


2.6

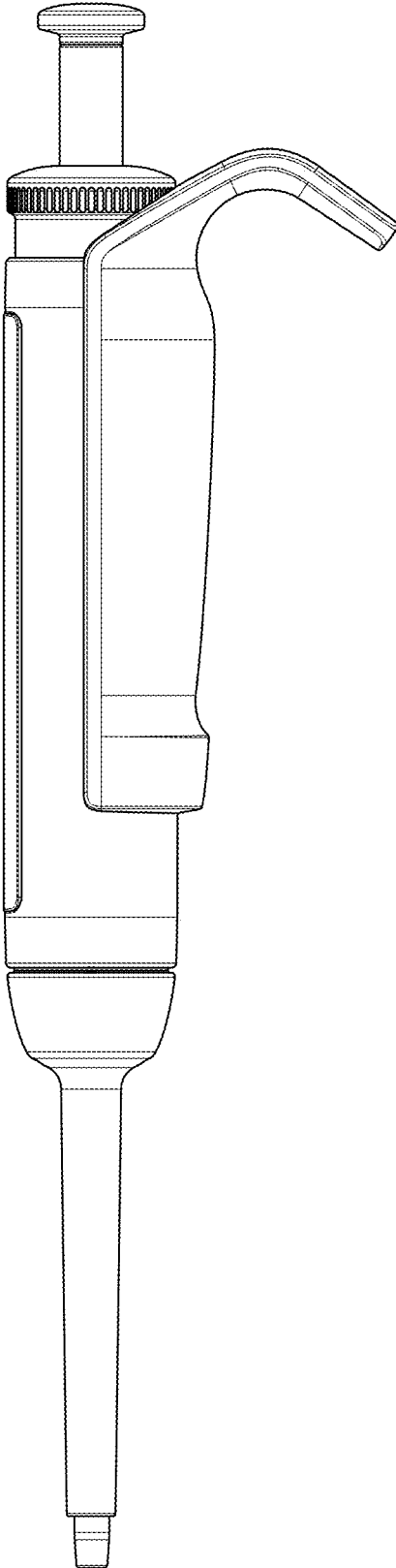


2.7

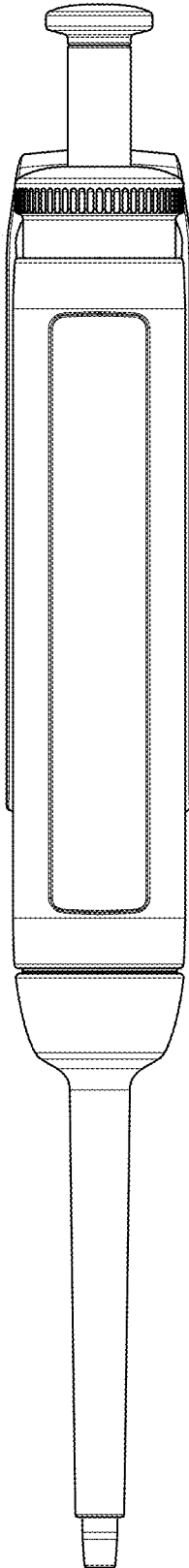




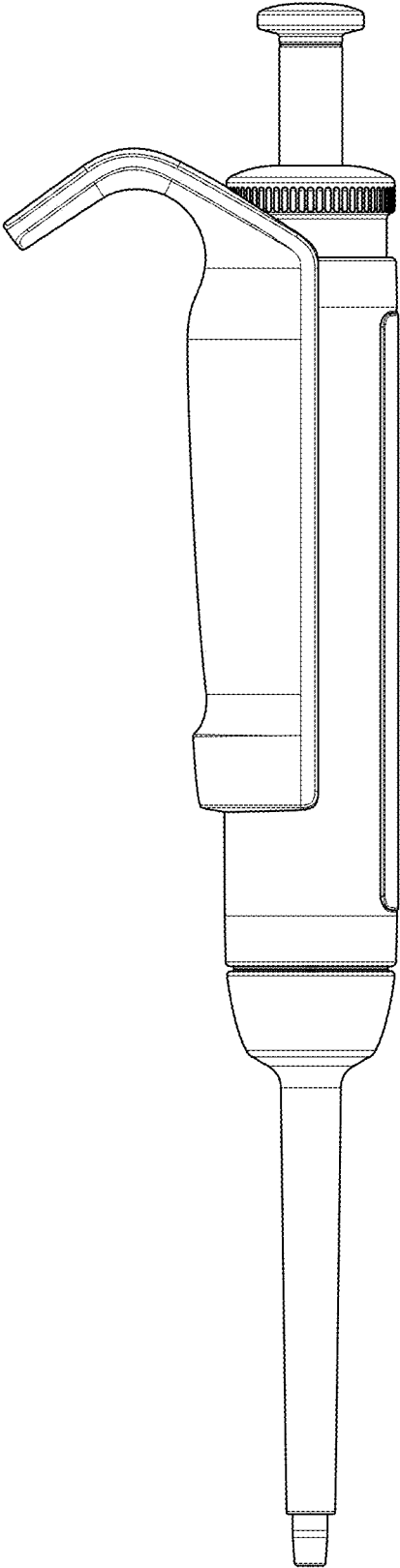
3.1



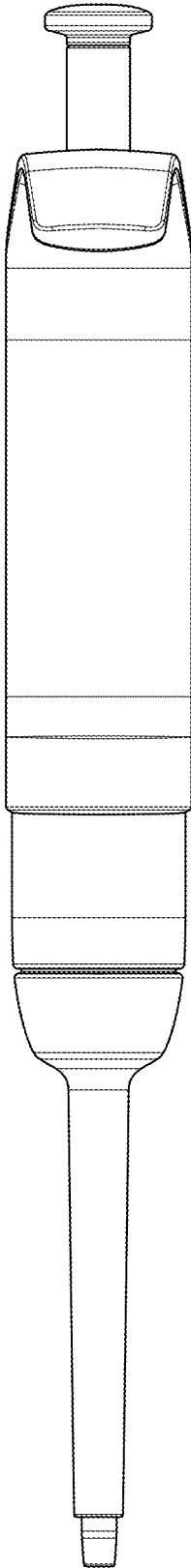
3.2



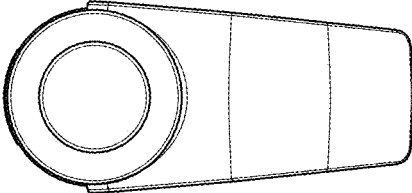
3.3



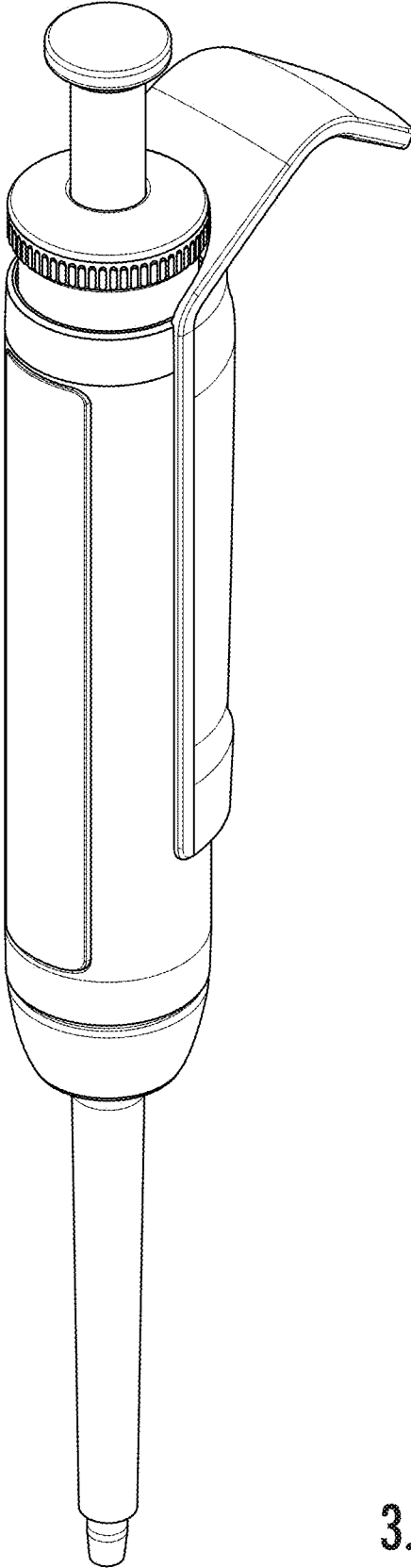
3.4



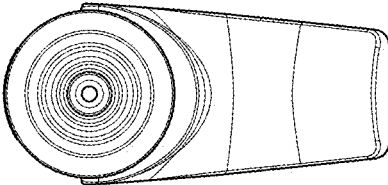
3.5



3.6

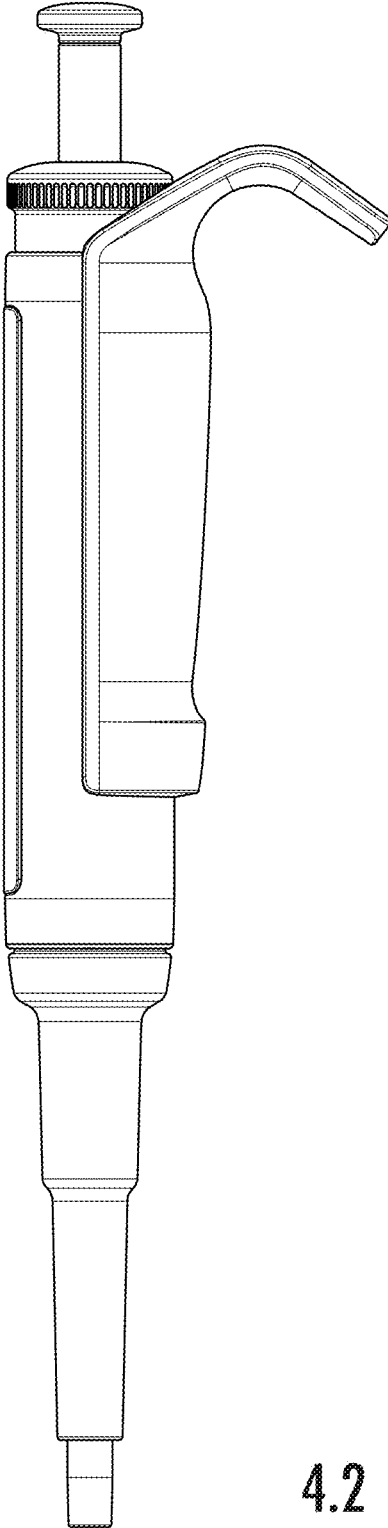


3.7

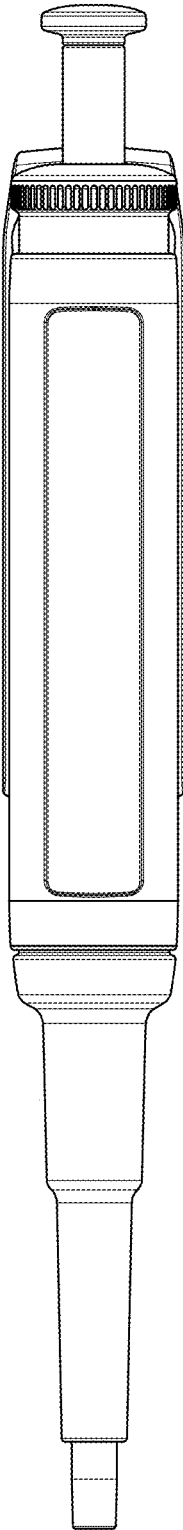


4.1

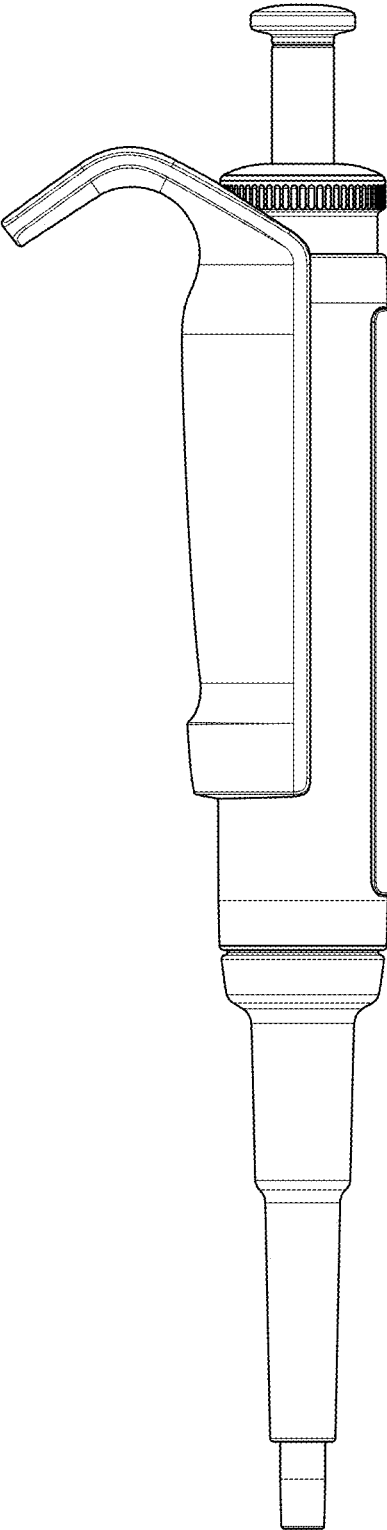




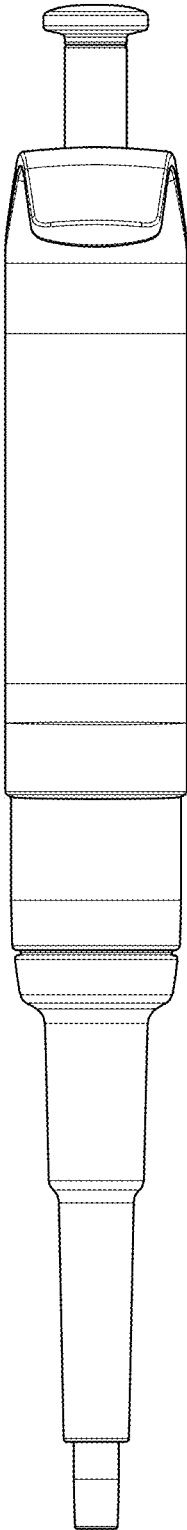
4.2



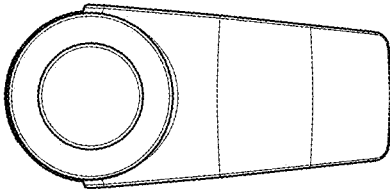
4.3



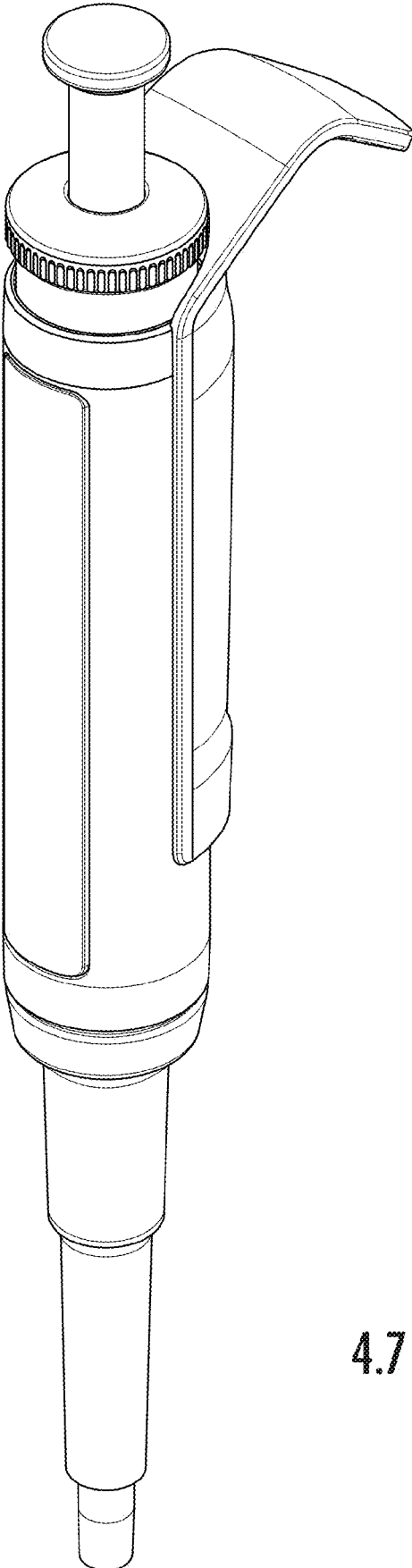
4.4



4.5



4.6



4.7