



US00D756958S

(12) **United States Design Patent**
Lee et al.

(10) **Patent No.:** US D756,958 S
(45) **Date of Patent:** ** May 24, 2016

(54) **WIRELESS HEADSET**
(71) Applicant: **LG ELECTRONICS INC.**, Seoul (KR)
(72) Inventors: **Hophil Lee**, Seoul (KR); **Yooshin Ahn**, Seoul (KR); **Seungbeom Park**, Seoul (KR)
(73) Assignee: **LG ELECTRONICS INC.**, Seoul (KR)
(**) Term: **14 Years**
(21) Appl. No.: **29/524,381**
(22) Filed: **Apr. 20, 2015**
(30) **Foreign Application Priority Data**

6,603,863 B1 * 8/2003 Nagayoshi H04R 5/0335
381/370
6,799,018 B1 * 9/2004 Lam H04B 10/11
381/384
D508,908 S * 8/2005 Chueh D14/205
D514,552 S * 2/2006 Lee D14/205
D516,540 S * 3/2006 Beauchemin D14/192
D525,235 S * 7/2006 Koizumi D14/205
D533,539 S * 12/2006 Mah D14/205
D550,202 S * 9/2007 Meier D14/206
D557,685 S * 12/2007 Lee D14/205
D575,268 S * 8/2008 Christopher D14/205
D576,149 S * 9/2008 Malik D14/205
D579,442 S * 10/2008 Kim D14/205
D593,067 S * 5/2009 Millora D14/205
D593,538 S * 6/2009 Chon D14/205
D594,442 S * 6/2009 Chon D14/205
D596,617 S * 7/2009 Devlas D14/205
D604,269 S * 11/2009 Choe D14/205
D617,308 S * 6/2010 Nousiainen D14/205

(Continued)

Oct. 21, 2014 (KR) 30-2014-0050486

(51) **LOC (10) Cl.** **14-01**
(52) **U.S. Cl.**
USPC **D14/205**

(58) **Field of Classification Search**
USPC D14/205, 192, 188, 372; D24/106, 174;
D29/112; 2/209; 181/129, 130, 135;
379/430, 431, 435; 381/380, 381, 74,
381/378, 374, 384, 183, 351; 455/575.2,
455/569.1
CPC H04R 25/00; H04R 1/10; H04R 1/1066;
H04R 1/1091; H04R 5/0335
See application file for complete search history.

Primary Examiner — Paula Greene
(74) *Attorney, Agent, or Firm* — Birch, Stewart, Kolasch & Birch, LLP

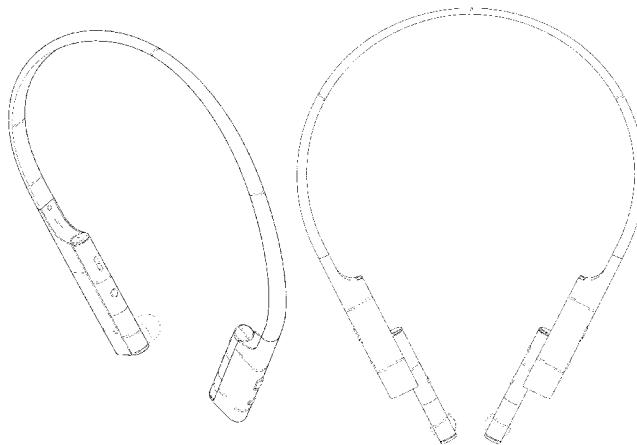
(57) **CLAIM**
The ornamental design for wireless headset, as shown and described.

DESCRIPTION

FIG. 1 is a perspective view of a wireless headset showing our new design;
FIG. 2 is a front view thereof;
FIG. 3 is a rear view thereof;
FIG. 4 is a left side view thereof where the right side view is a mirror image;
FIG. 5 is a top plan view thereof;
FIG. 6 is a bottom plan view thereof;
FIG. 7 is a reference view thereof showing the way of the earphone parts being detached from the subject design; and,
FIG. 8 is a reference view thereof showing an example of the usage of the subject design.
The broken lines depict portions of the wireless headset that form no part of the claimed design.

(56) **References Cited**
U.S. PATENT DOCUMENTS
2,891,116 A * 6/1959 Nichols H04R 25/602
381/323
4,649,570 A * 3/1987 Terbrack H04R 1/08
379/452
D321,879 S * 11/1991 Emmerling D14/188
5,457,751 A * 10/1995 Such H04M 1/05
348/115
D371,558 S * 7/1996 Yoshizawa D14/205
D386,181 S * 11/1997 Fisher D14/192
6,010,216 A * 1/2000 Jesiek H04B 1/385
351/158

1 Claim, 7 Drawing Sheets



(56)

References Cited

U.S. PATENT DOCUMENTS

7,920,902 B2 * 4/2011 Carroll H04M 1/6066
 381/74
 D643,830 S * 8/2011 Fish D14/205
 D663,714 S * 7/2012 Kang D14/205
 D669,881 S * 10/2012 Clements D14/205
 D678,858 S * 3/2013 Feng D14/205
 8,433,082 B2 * 4/2013 Abolfathi H04R 1/46
 381/151
 D686,189 S * 7/2013 Lu D14/205
 D703,634 S * 4/2014 Han D14/205
 D706,745 S * 6/2014 Nakagawa D14/205

D707,199 S * 6/2014 Cepass D14/205
 D712,371 S * 9/2014 Henning D14/205
 D716,759 S * 11/2014 Ha D14/205
 D721,673 S * 1/2015 Park D14/205
 D730,867 S * 6/2015 Park D14/205
 D731,999 S * 6/2015 Cepass D14/205
 D752,542 S * 3/2016 Lamar D14/205
 2001/0010727 A1 * 8/2001 Urwyler H04R 1/1033
 381/384
 2011/0170702 A1 * 7/2011 Bays H04R 5/0335
 381/74
 2013/0329903 A1 * 12/2013 Ting H04R 1/105
 381/74

* cited by examiner

FIG. 1

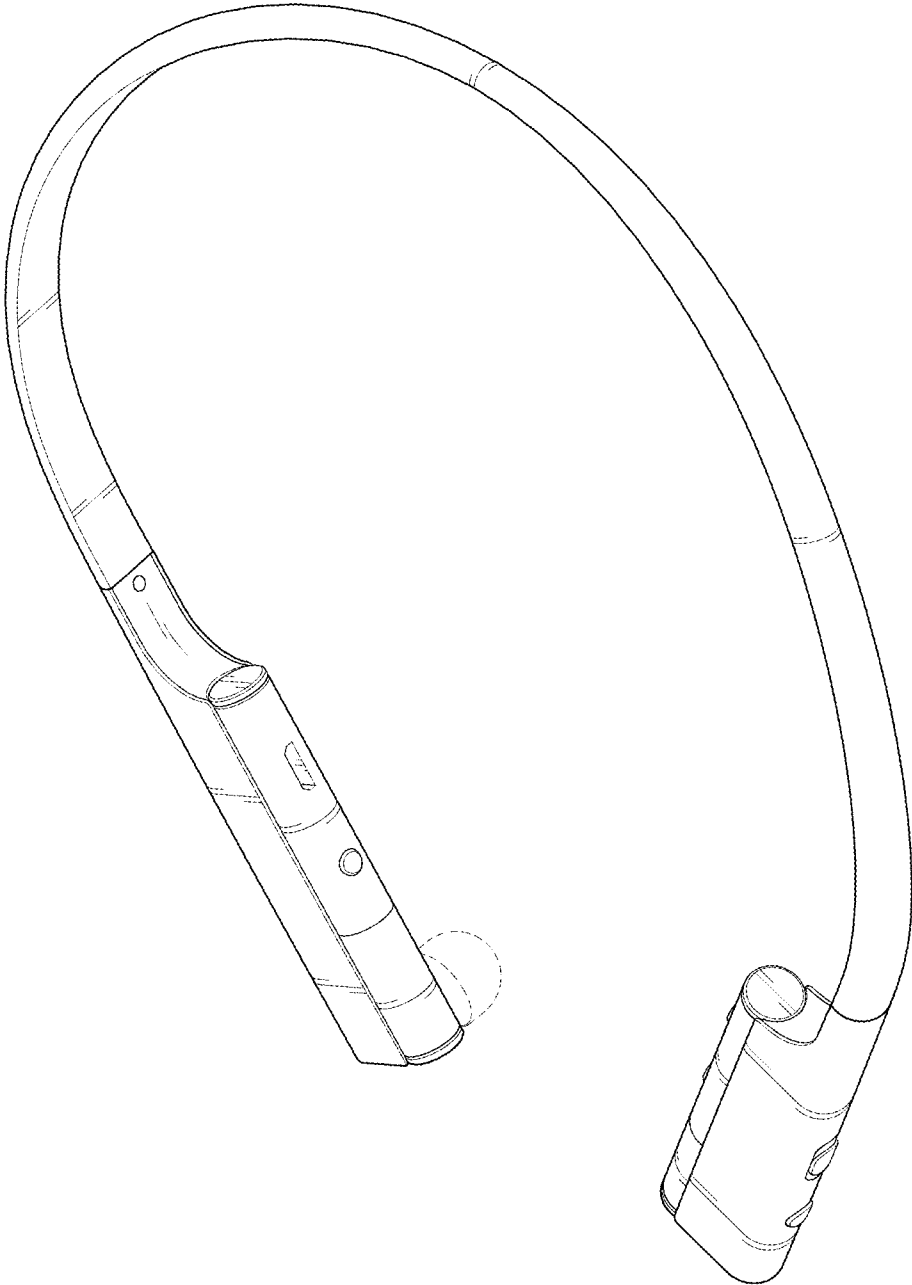


FIG. 2

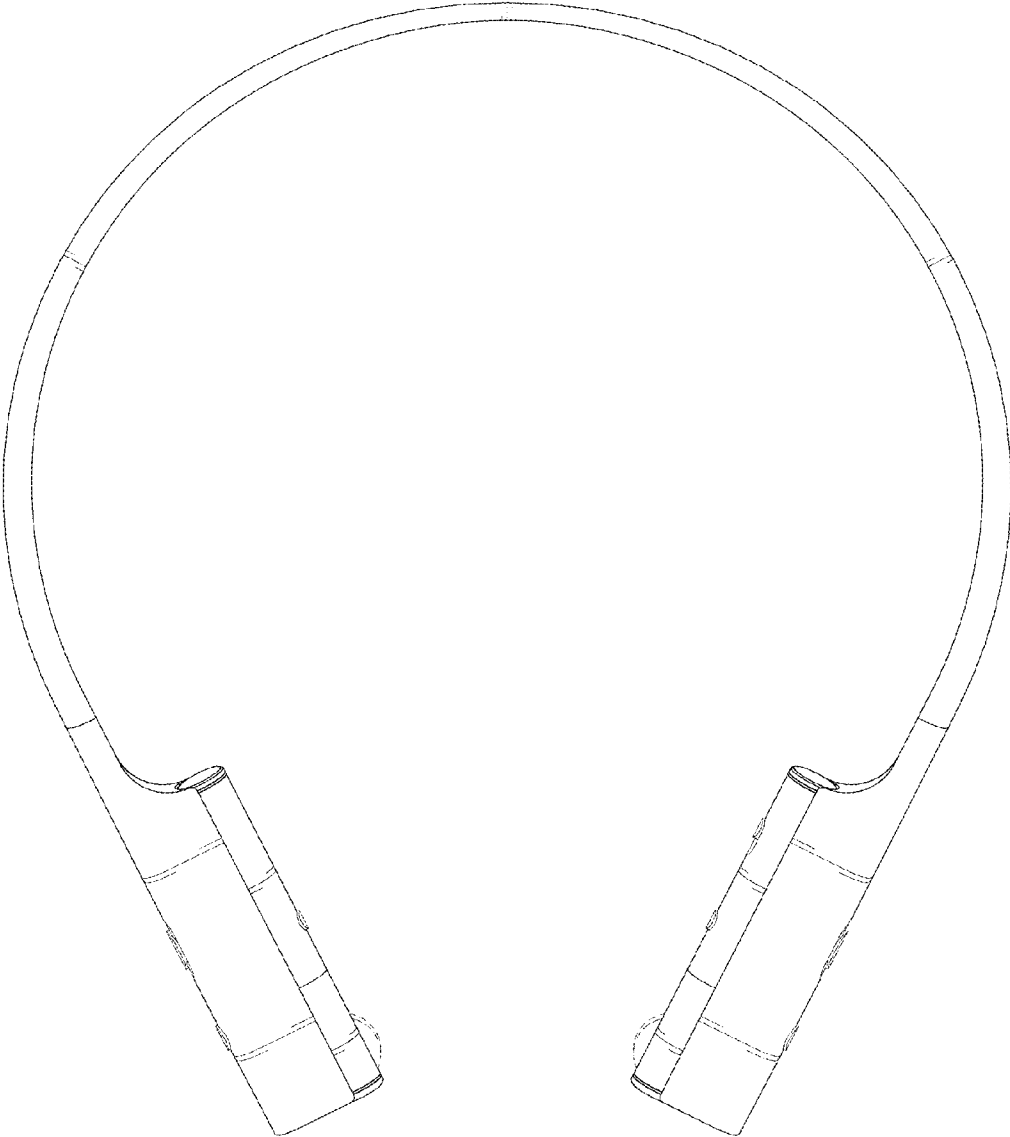


FIG. 3

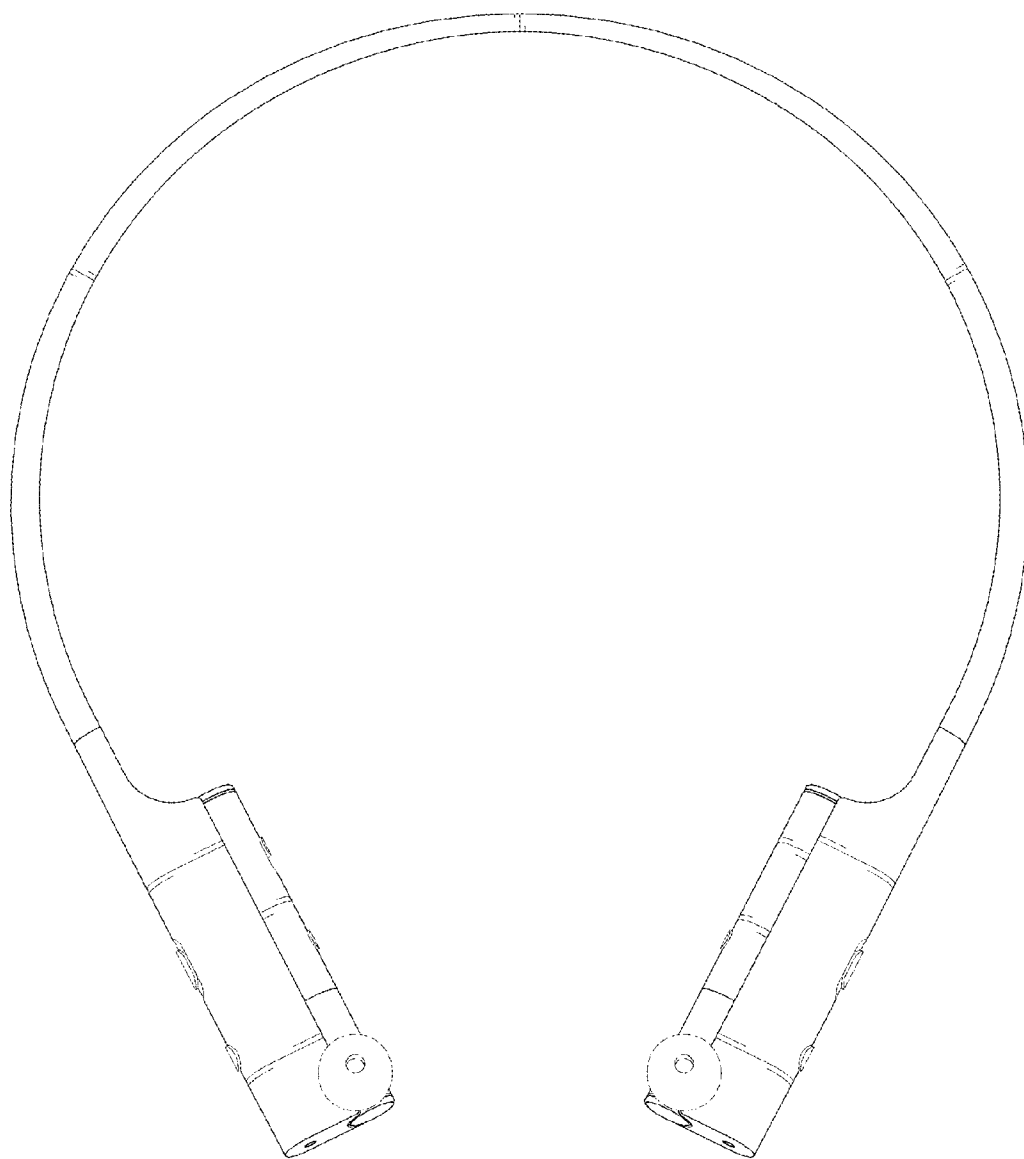


FIG. 4

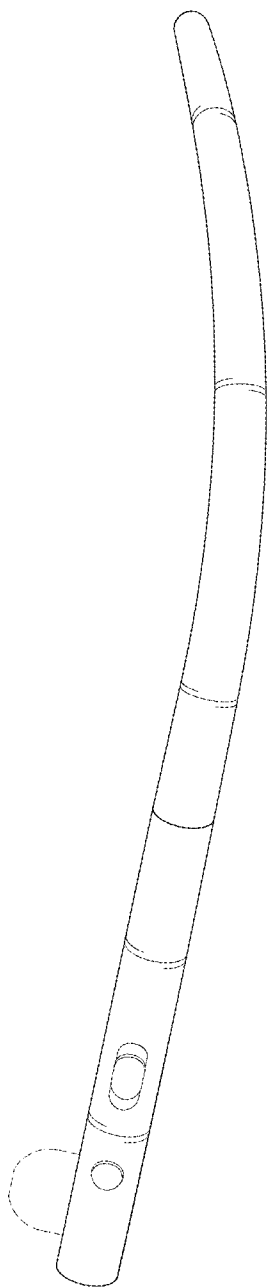


FIG. 5

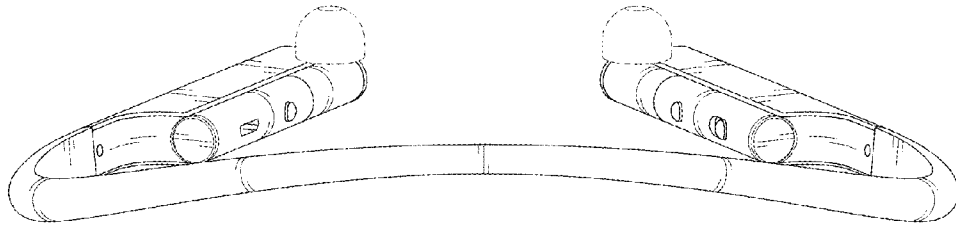


FIG. 6

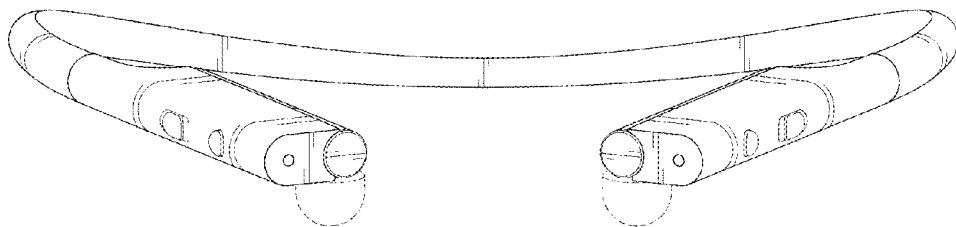


FIG. 7

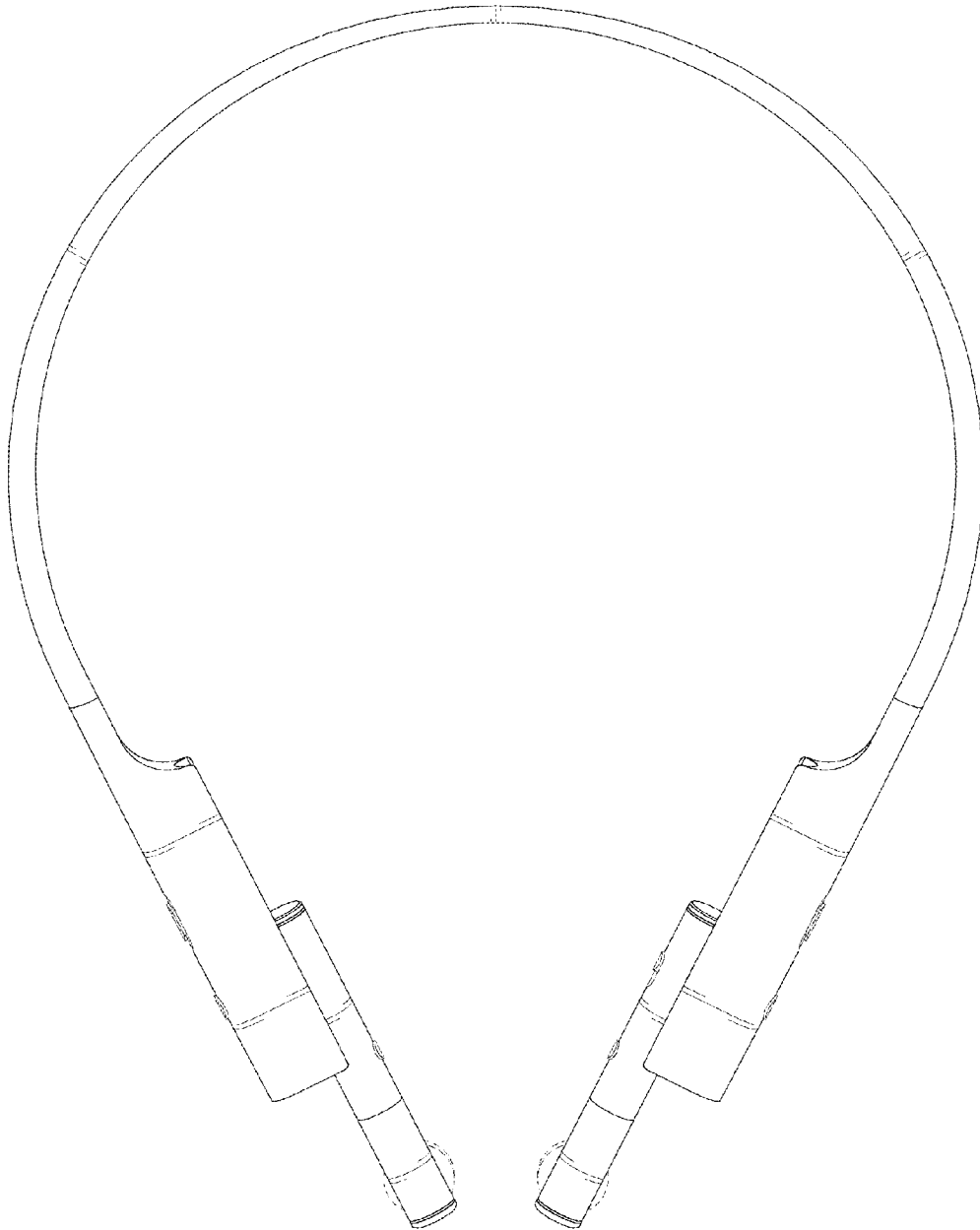


FIG. 8

