



US00D639653S

(12) **United States Design Patent**
Kanda et al.

(10) **Patent No.:** **US D639,653 S**

(45) **Date of Patent:** **** Jun. 14, 2011**

- (54) **RING FOR A CARTRIDGE TANK**
- (75) Inventors: **Norio Kanda**, Sakuragawa (JP);
Yoshitomo Sato, Sakuragawa (JP)
- (73) Assignee: **Lube Corporation**, Tokyo (JP)
- (**) Term: **14 Years**
- (21) Appl. No.: **29/371,113**
- (22) Filed: **Oct. 26, 2010**

D417,390 S *	12/1999	Hofman	D8/395
D426,577 S *	6/2000	Mackey et al.	D19/89
6,393,675 B1 *	5/2002	Gaetke	24/563
D487,482 S *	3/2004	Disher	D19/65
D508,841 S *	8/2005	Jordan, Jr.	D8/395
D540,153 S *	4/2007	Tanaka et al.	D8/354
D564,351 S *	3/2008	Leclerc	D9/434
D569,241 S *	5/2008	O'Neill	D8/395
D592,508 S *	5/2009	Perignon	D9/456
D592,509 S *	5/2009	Lecoutre	D9/456
D597,828 S *	8/2009	Tanaka et al.	D8/396
D625,183 S *	10/2010	Bartsch et al.	D9/434
2003/0154579 A1 *	8/2003	Disher	24/462

* cited by examiner

(30) **Foreign Application Priority Data**

Sep. 29, 2010 (JP) 2010-023340

(51) **LOC (9) Cl.** **09-07**

(52) **U.S. Cl.** **D9/434**

(58) **Field of Classification Search** D9/456,
D9/455, 443, 435, 434; D8/349, 403, 356;
D7/622; D3/202; D25/122, 119, 103; D19/89,
D19/65; 452/187; 294/152, 149; 24/462,
24/30.5 R, 17 R; 224/240, 220, 148.7, 148.6;
220/742; 141/392

See application file for complete search history.

(56) **References Cited**

U.S. PATENT DOCUMENTS

D299,213 S *	1/1989	Puntillo	D8/395
4,886,408 A *	12/1989	Killian et al.	411/519
5,197,841 A *	3/1993	Tanaka	411/522
D344,449 S *	2/1994	Ward	D8/395
5,697,139 A *	12/1997	Gaetke	29/450

Primary Examiner — Susan Bennett Hattan

(74) *Attorney, Agent, or Firm* — Manabu Kanesaka

(57) **CLAIM**

The ornamental design for a ring for a cartridge tank, as shown and described.

DESCRIPTION

FIG. 1 is a front view of a ring for a cartridge tank showing my new design;

FIG. 2 is a back view thereof;

FIG. 3 is a right side view thereof;

FIG. 4 is a left side view thereof;

FIG. 5 is a top view thereof;

FIG. 6 is a bottom view thereof; and,

FIG. 7 is a perspective view thereof.

1 Claim, 4 Drawing Sheets

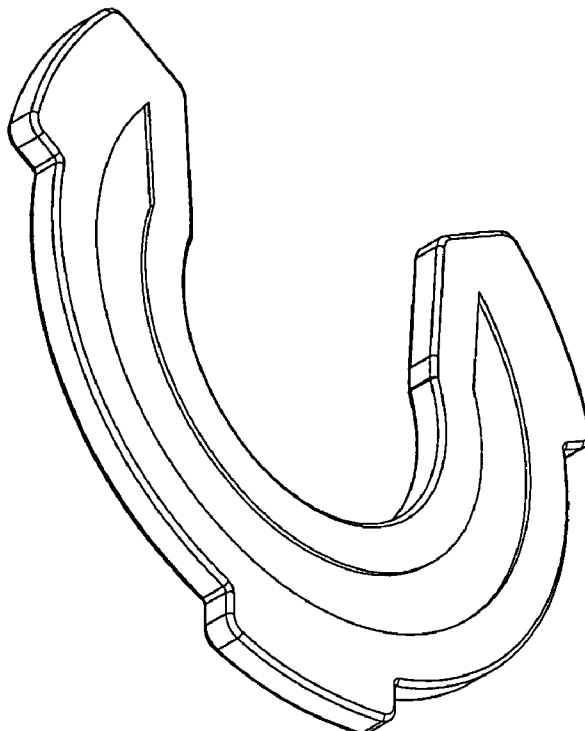


FIG. 1

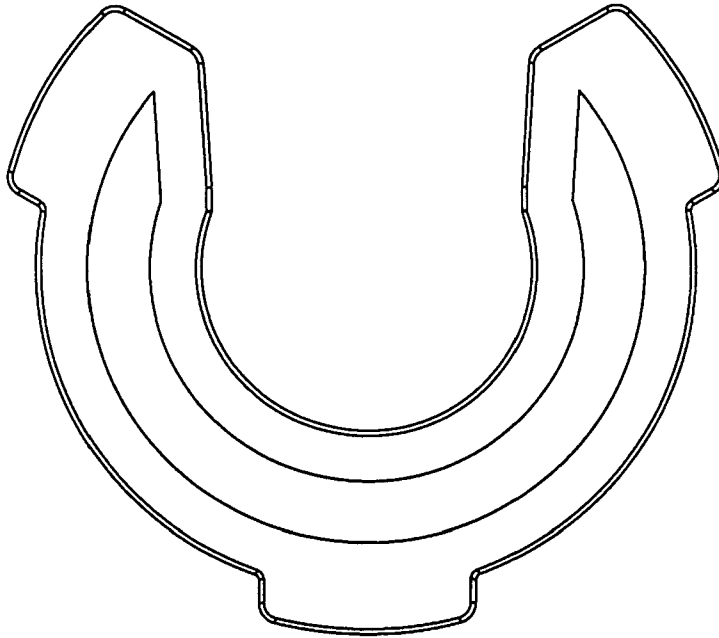


FIG. 2

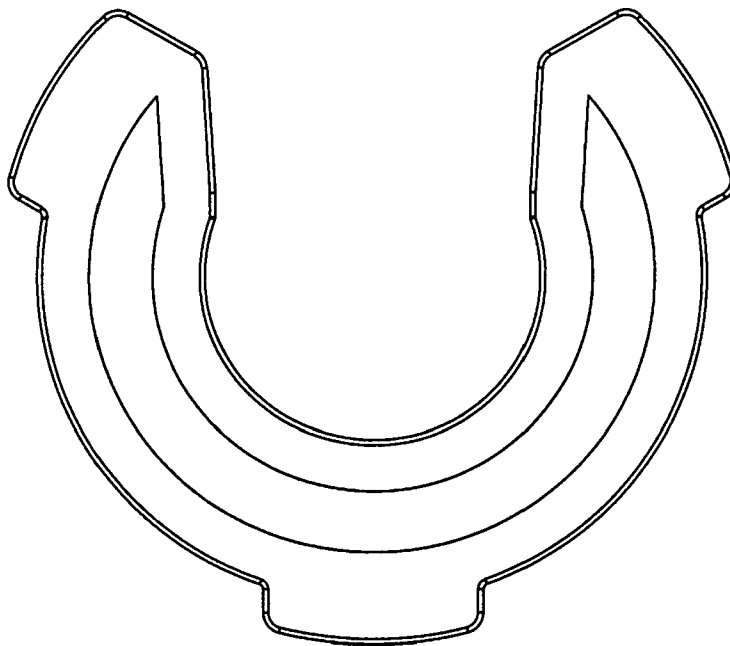


FIG. 3



FIG. 4



FIG. 5

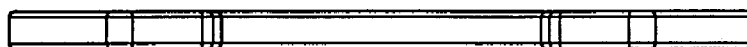


FIG. 6




FIG. 7

