



(12) **United States Design Patent**
Polka

(10) **Patent No.:** **US D752,494 S**
(45) **Date of Patent:** **** Mar. 29, 2016**

- (54) **AERODYNAMIC WHEEL COVER**
- (71) Applicant: **RealWheels Corporation**, Gurnee, IL (US)
- (72) Inventor: **John Polka**, Gurnee, IL (US)
- (73) Assignee: **RealWheels Corporation**, Gurnee, IL (US)
- (**) Term: **14 Years**

5,222,785 A 6/1993 Green
 5,263,770 A 11/1993 Goudey
 5,294,189 A 3/1994 Price et al.
 5,358,313 A 10/1994 Polka
 (Continued)

- (21) Appl. No.: **29/450,121**
- (22) Filed: **Mar. 15, 2013**
- (51) **LOC (10) Cl.** **12-16**
- (52) **U.S. Cl.**
USPC **D12/204**
- (58) **Field of Classification Search**
USPC D12/204–213
CPC B60B 7/00; B60B 7/02; B60B 7/04;
B60B 7/01; B60B 7/06; B60B 3/02; B60B
3/04; B60B 3/06; B60B 3/10; B60B 1/00;
B60B 1/08; B60B 1/10; B60B 1/12
See application file for complete search history.

FOREIGN PATENT DOCUMENTS

EP 0200812 B1 9/1985
 EP 0300538 B1 7/1988

Primary Examiner — Stacia Cadmus
 (74) *Attorney, Agent, or Firm* — Jansson Munger McKinley & Kirby Ltd.

(56) **References Cited**
U.S. PATENT DOCUMENTS

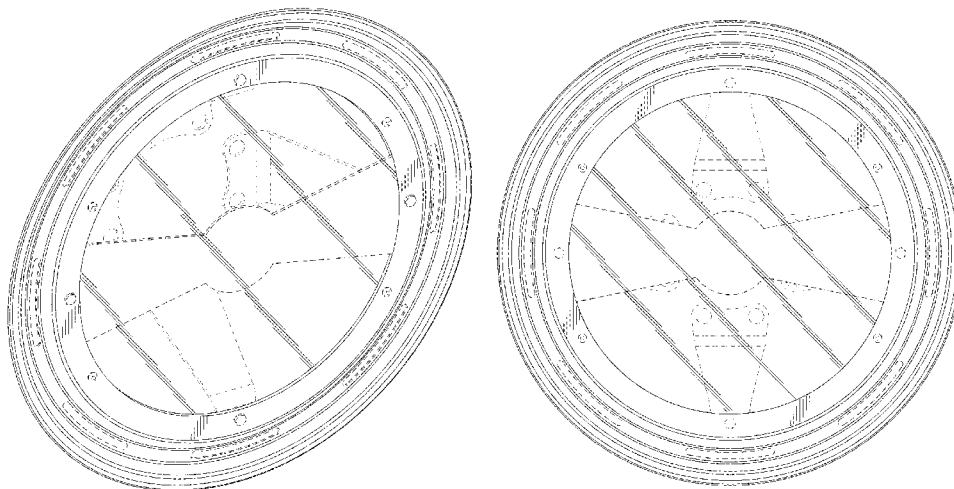
2,526,026 A	10/1950	Horn
2,794,684 A	6/1957	Lyon
3,532,385 A	10/1970	Foster et al.
3,724,905 A	4/1973	Kachler
3,988,039 A	10/1976	Spisak
4,593,953 A	6/1986	Baba et al.
4,725,100 A	2/1988	Patti
4,761,040 A	8/1988	Johnson
4,842,339 A	6/1989	Roulinson
4,889,394 A	12/1989	Ruspa
4,895,415 A	1/1990	Stay et al.
4,974,909 A	12/1990	Patti et al.
5,042,881 A	8/1991	Polka
5,061,014 A	10/1991	Polka
5,167,440 A	12/1992	FitzGerald

(57) **CLAIM**
 The ornamental design for an aerodynamic wheel cover, as shown and described.

DESCRIPTION

FIG. 1 is a front perspective view of the aerodynamic wheel cover;
 FIG. 2 is a rear perspective view of the aerodynamic wheel cover of FIG. 1;
 FIG. 3 is a front view of the aerodynamic wheel cover of FIG. 1;
 FIG. 4 is a top plan view of the aerodynamic wheel cover of FIG. 1;
 FIG. 5 is a bottom plan view of the aerodynamic wheel cover of FIG. 1;
 FIG. 6 is a left-side elevation of the aerodynamic wheel cover of FIG. 1;
 FIG. 7 is a right-side elevation of the aerodynamic wheel cover of FIG. 1; and,
 FIG. 8 is a rear view of the aerodynamic wheel cover of FIG. 1.
 The broken line showing of the four support brackets, the single large bracket and the attachment means is included for the purpose of illustrating environment and forms no part of the claimed design.

1 Claim, 6 Drawing Sheets



(56)

References Cited

U.S. PATENT DOCUMENTS

5,366,278 A	11/1994	Brumfield	6,595,596 B1	7/2003	Polka	
5,366,279 A	11/1994	Polka	6,682,151 B1	1/2004	Van Houten et al.	
RE35,497 E	4/1997	Carter, III	6,820,475 B2	11/2004	Wallach	
5,630,653 A	5/1997	Polka	6,983,998 B2	1/2006	Litzka	
5,770,797 A	6/1998	Lapohn	7,059,684 B1	6/2006	Polka	
5,795,035 A	8/1998	Fuller	7,218,210 B2	5/2007	Schoenberger et al.	
5,823,635 A	10/1998	Polka	D578,945 S *	10/2008	McGoon, IV	D12/204
6,378,954 B1	4/2002	Polka	D596,553 S *	7/2009	Kelly, Jr.	D12/213
6,386,642 B2	5/2002	Maloney et al.	7,677,677 B1	3/2010	Roberts	
6,409,277 B2	6/2002	Nunes et al.	D632,628 S *	2/2011	Mitchell, Jr.	D12/213
6,443,528 B1	9/2002	Polka	D663,674 S *	7/2012	Zane	D12/213
6,467,852 B1	10/2002	Polka	D726,084 S *	4/2015	Chu et al.	D12/204
			2005/0199328 A1	9/2005	Schoenberger et al.	
			2009/0224597 A1	9/2009	Wood	
			2013/0015698 A1	1/2013	Butler et al.	

* cited by examiner

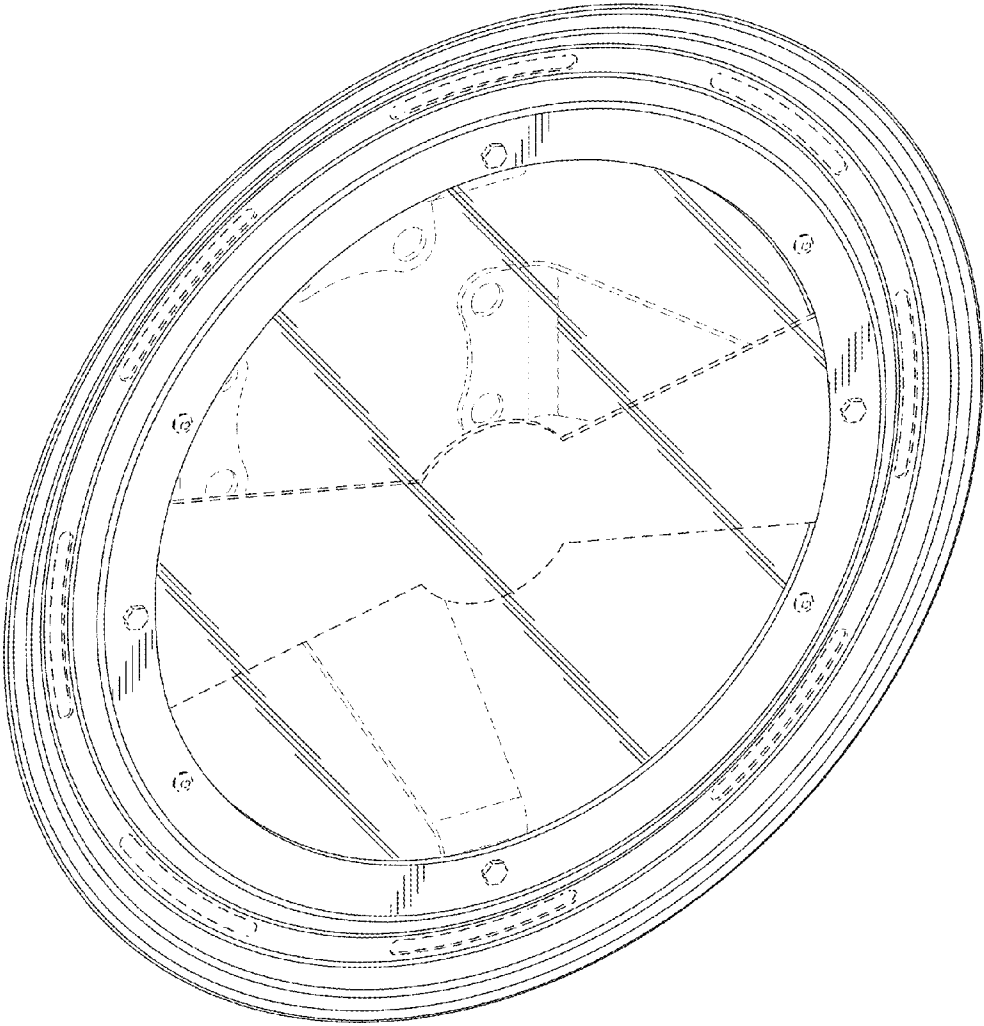


FIG. 1

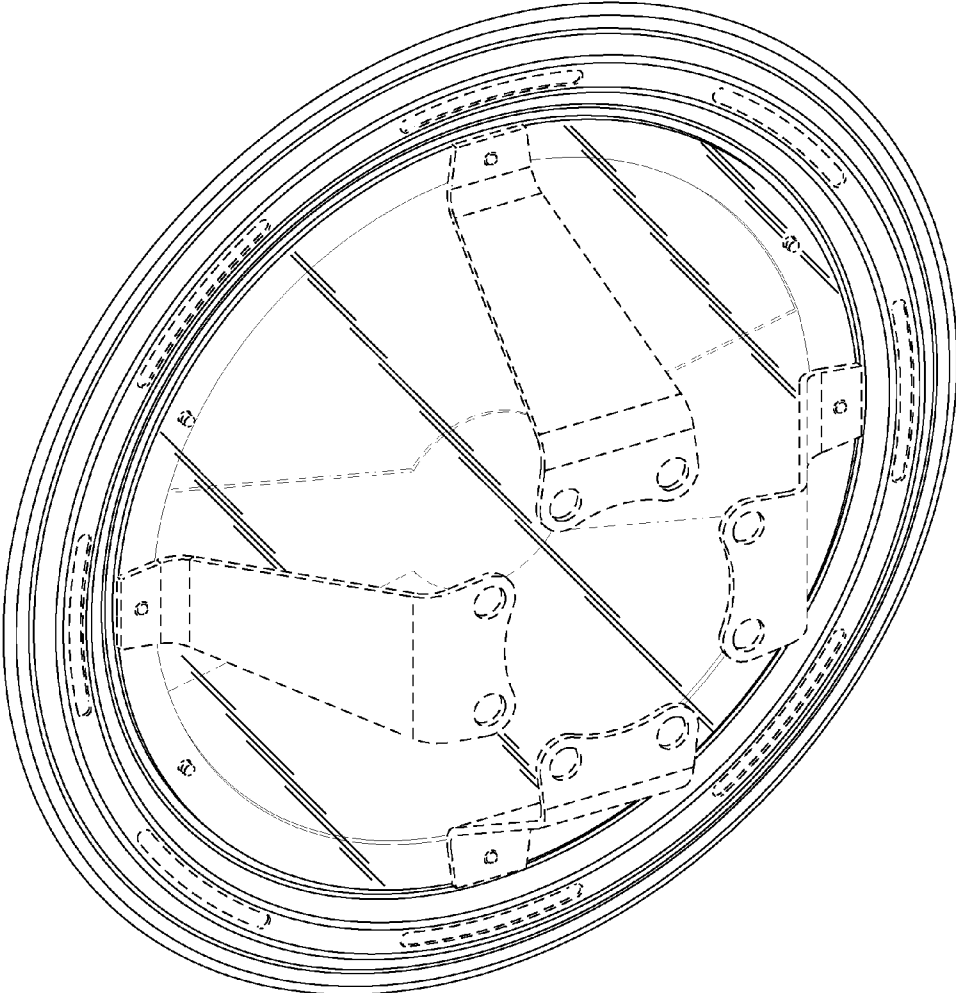


FIG. 2

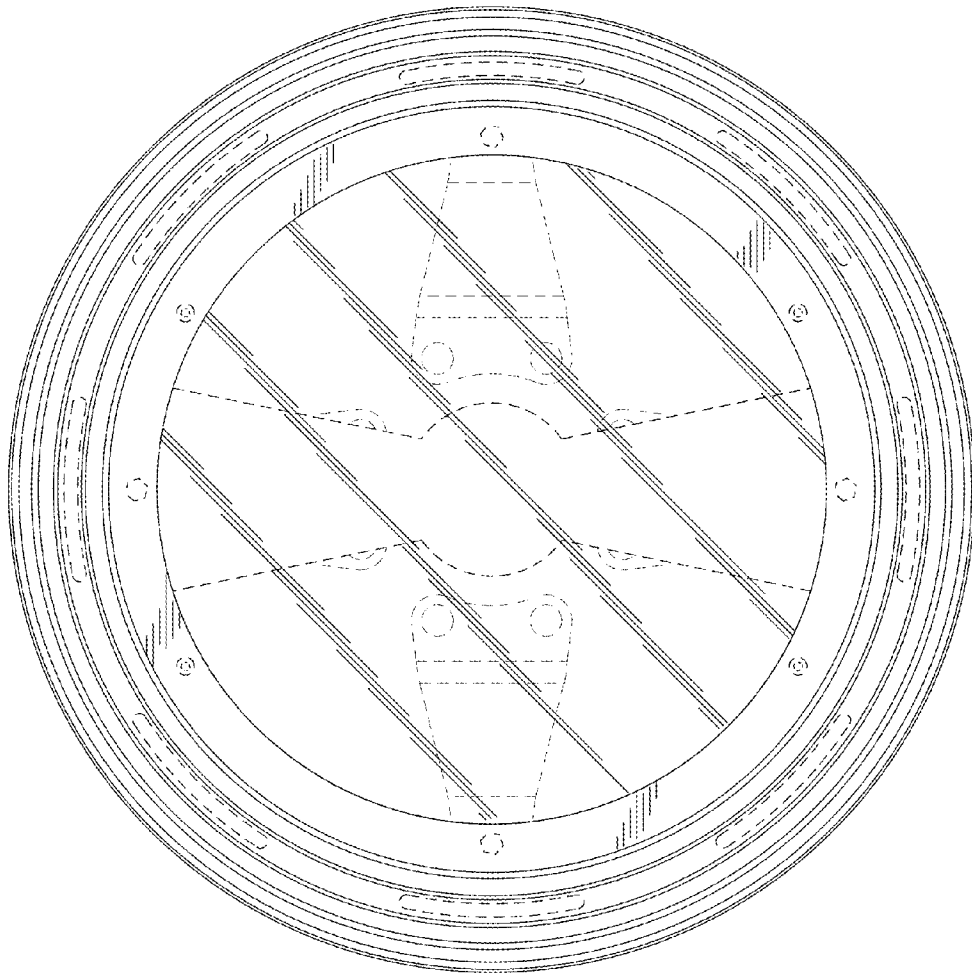


FIG. 3

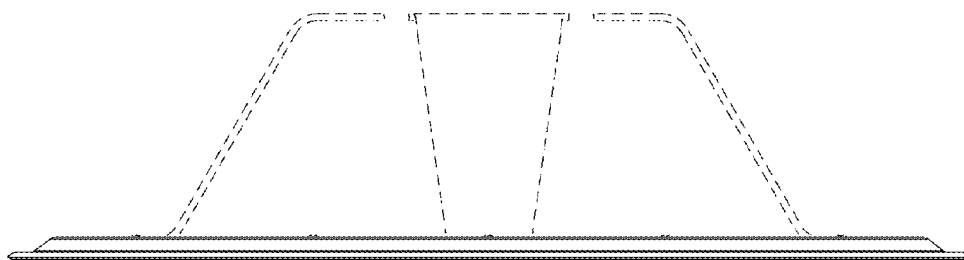


FIG. 4

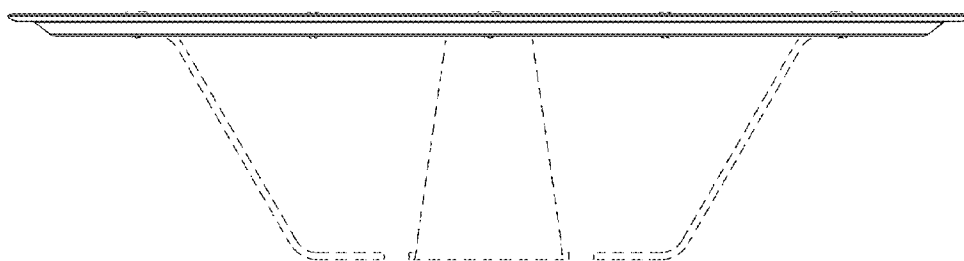


FIG. 5

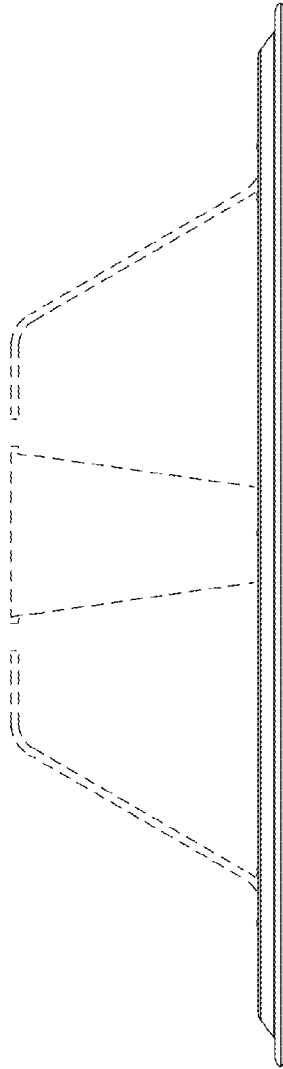


FIG. 6

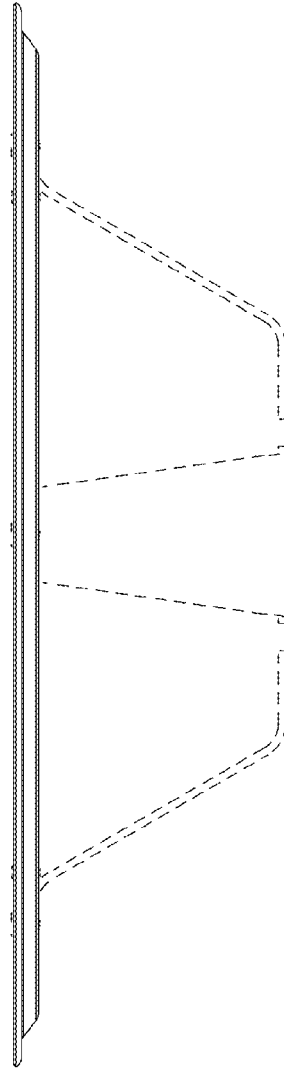


FIG. 7

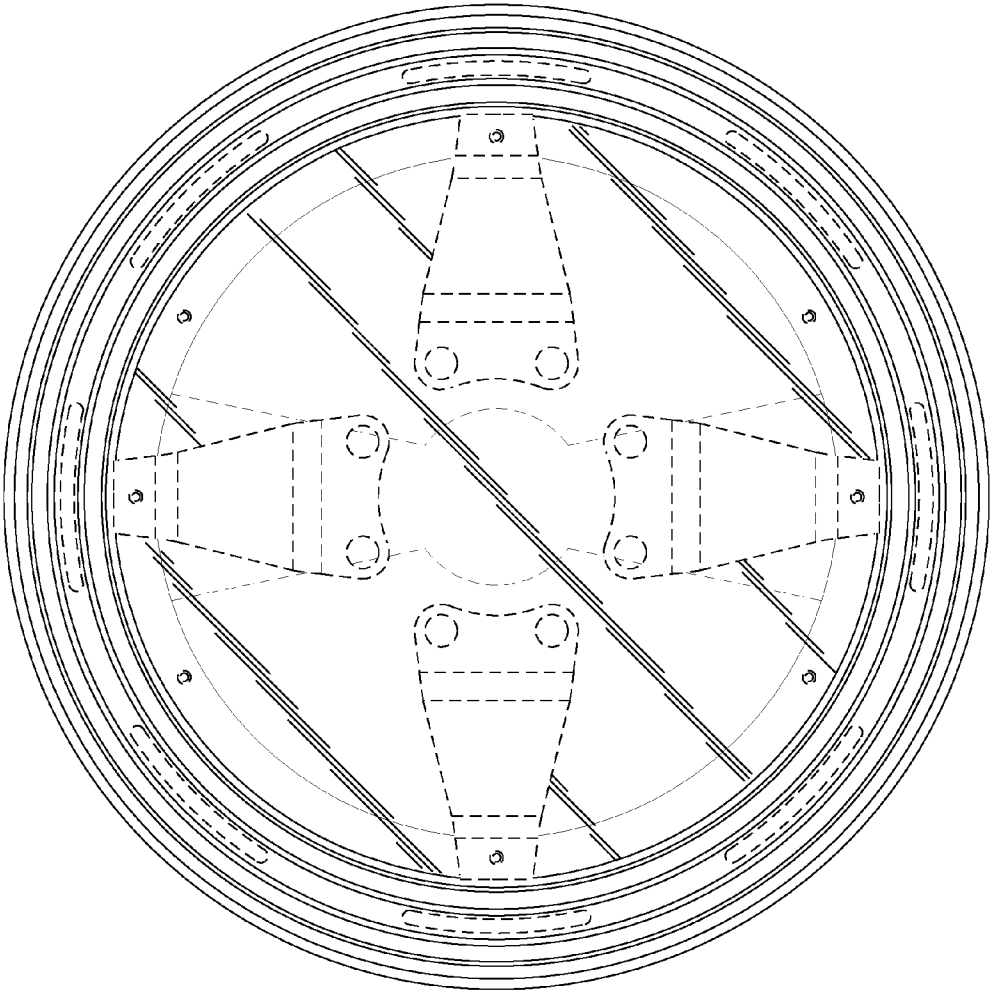


FIG. 8