



US00D958434S

(12) **United States Design Patent**
Xia

(10) **Patent No.:** **US D958,434 S**

(45) **Date of Patent:** **** Jul. 19, 2022**

(54) **SOLAR PATHWAY LIGHT**

(71) Applicant: **Xin Xia**, Shenzhen (CN)

(72) Inventor: **Xin Xia**, Shenzhen (CN)

(**) Term: **15 Years**

(21) Appl. No.: **29/797,930**

(22) Filed: **Jul. 3, 2021**

(30) **Foreign Application Priority Data**

Jun. 15, 2021 (CN) 202130366699.4

(51) **LOC (13) Cl.** **26-05**

(52) **U.S. Cl.**
USPC **D26/67**

(58) **Field of Classification Search**
USPC D26/67-70, 72, 85
CPC F21S 8/03; F21S 8/033; F21S 8/036; F21S
8/081; F21S 9/037; F21W 2111/02;
F21W 2111/023; F21W 2131/109
See application file for complete search history.

(56) **References Cited**

U.S. PATENT DOCUMENTS

D541,968 S *	5/2007	Tortel	D26/2
D551,790 S *	9/2007	Richmond	D26/8
D555,278 S	11/2007	Sanoner		
D574,535 S *	8/2008	Sanoner	D26/92
D574,537 S	8/2008	Sanoner		
D625,037 S *	10/2010	Liang	D26/68
D829,357 S *	9/2018	Chen	D26/68
D852,131 S *	6/2019	Tang	D13/102
D875,290 S *	2/2020	Hwang	D26/67
D880,039 S *	3/2020	Mai	D26/67
D882,853 S *	4/2020	Zhou	D26/67
D899,658 S *	10/2020	Wang	D26/67

D933,588 S *	10/2021	Li	D13/102
D945,675 S *	3/2022	Flindt	D26/69
2008/0074867 A1*	3/2008	Chen	F21S 10/04 362/183

OTHER PUBLICATIONS

Visflair Solar Pathway Lights, ASIN: B09MJ52MQS. Available from amazon.com Feb. 22, 2022. (Year: 2022).*
Go2garden Solar Pathway Garden Lights, ASIN: B07Y5665QT. Available from amazon.com Sep. 20, 2019. (Year: 2019).*
Go2garden 6Pcs Garden Solar Lights, ASIN: B08B3RY7JV. Available from amazon.com Jun. 12, 2020. (Year: 2020).*

* cited by examiner

Primary Examiner — Clare E Heflin
(74) *Attorney, Agent, or Firm* — Georgi Korobanov

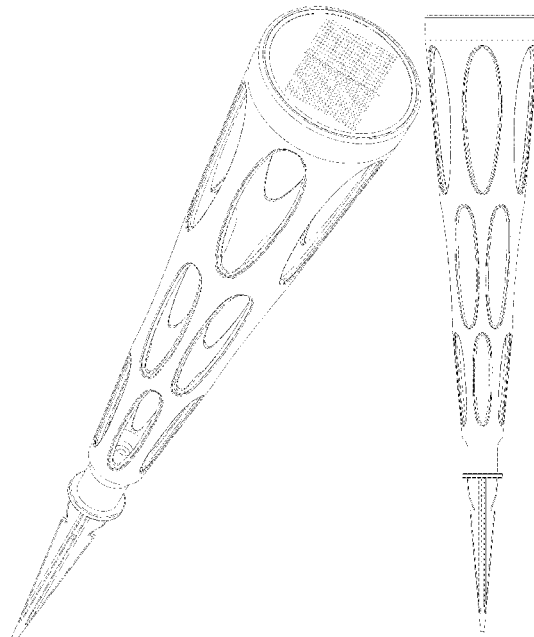
(57) **CLAIM**

The ornamental design for a solar pathway light, as shown and described.

DESCRIPTION

FIG. 1 is a perspective view of a solar pathway light showing my new design;
FIG. 2 is another perspective view thereof;
FIG. 3 is a front view thereof;
FIG. 4 is a rear view thereof;
FIG. 5 is a left side view thereof;
FIG. 6 is a right side view thereof;
FIG. 7 is a top plan view thereof; and,
FIG. 8 is a bottom plan view thereof.

1 Claim, 8 Drawing Sheets






FIG. 1

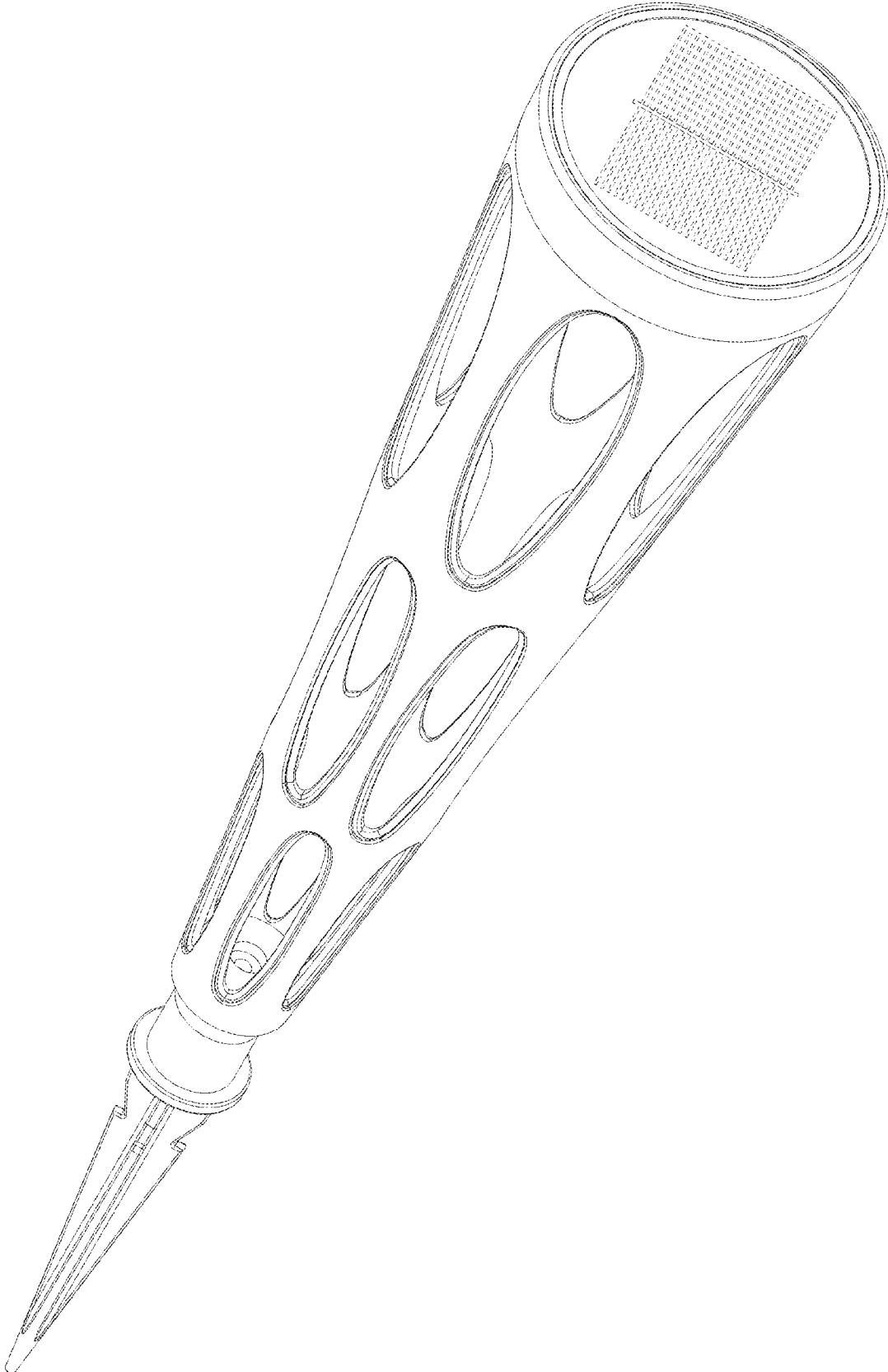


FIG. 2

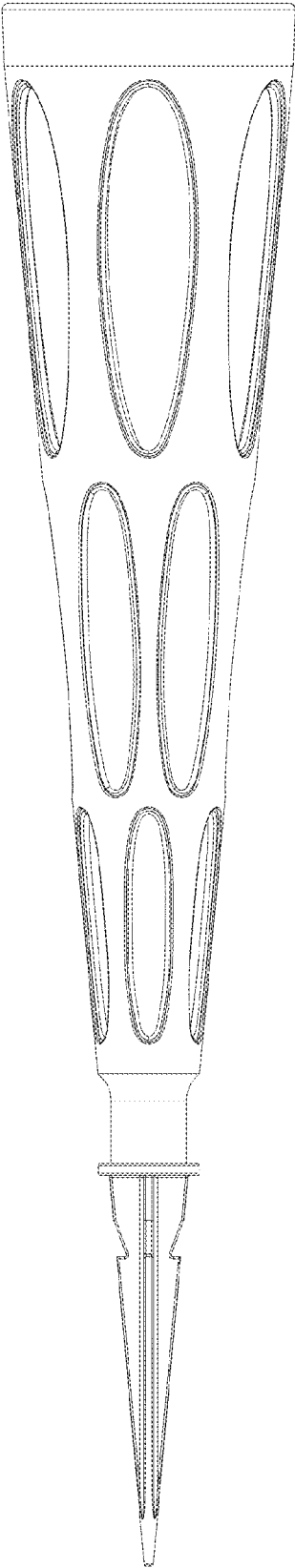


FIG. 3

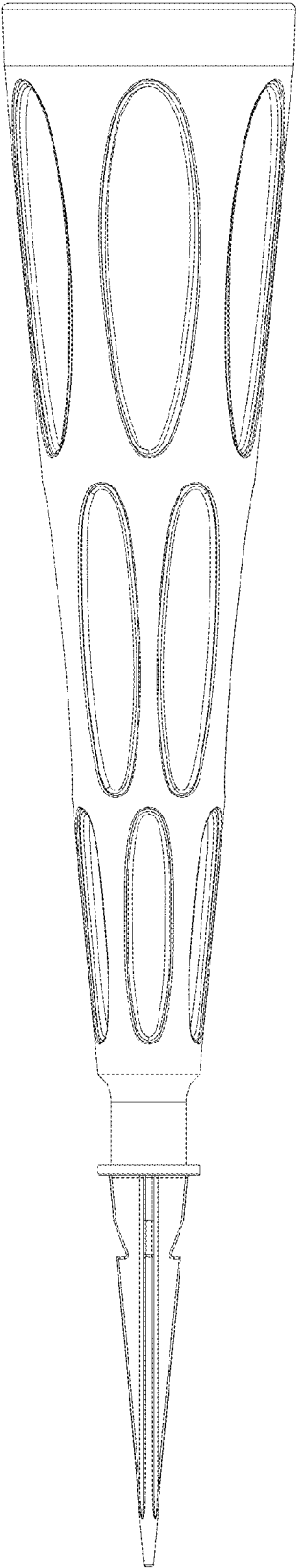


FIG. 4

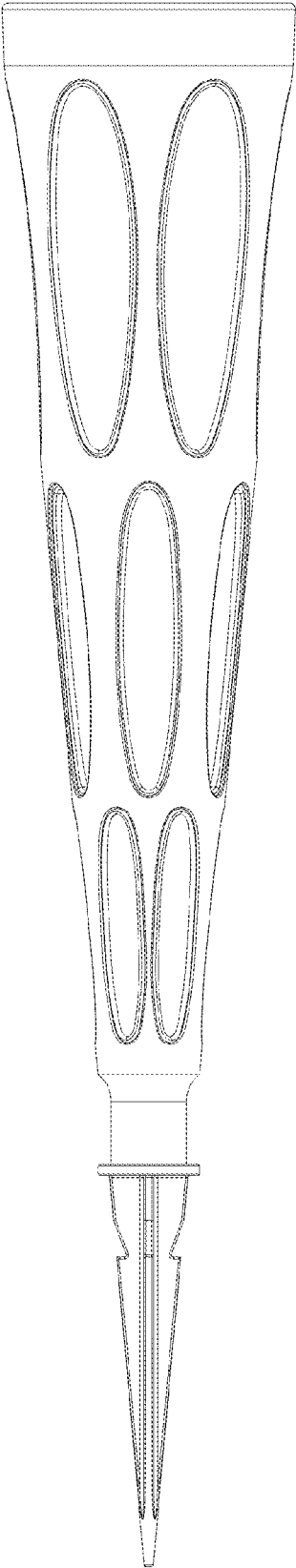


FIG. 5

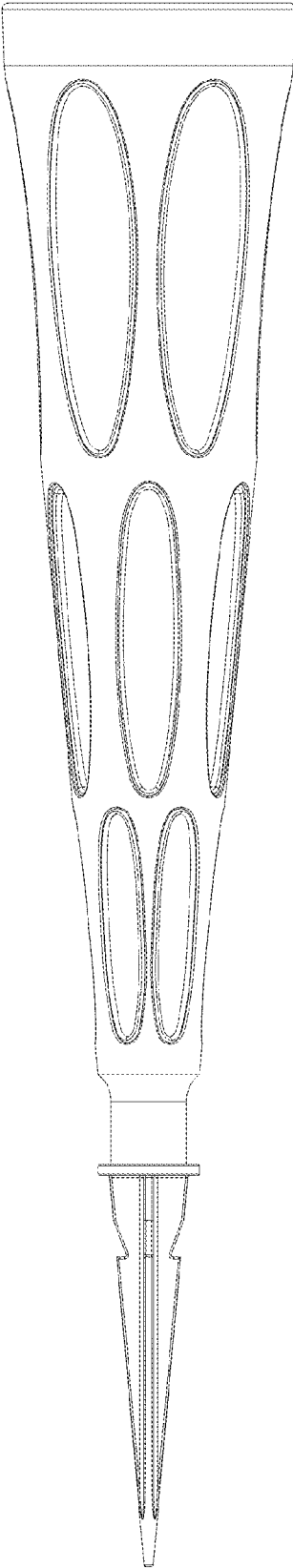


FIG. 6

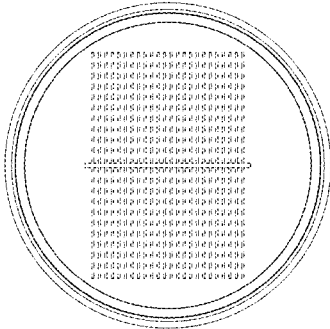


FIG. 7

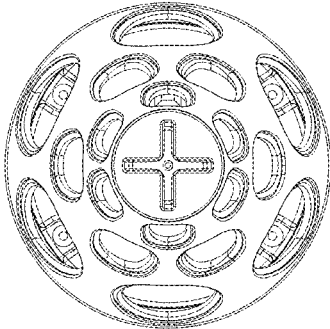


FIG. 8