



US00D880439S

(12) **United States Design Patent**
Roy

(10) **Patent No.:** **US D880,439 S**

(45) **Date of Patent:** **** *Apr. 7, 2020**

(54) **ELECTRONIC EQUIPMENT CABINET WITH HEAT INSULATING COMPARTMENT**

DESCRIPTION

(71) Applicant: **Switch, Ltd.**, Las Vegas, NV (US)

(72) Inventor: **Rob Roy**, Las Vegas, NV (US)

(73) Assignee: **Switch, Ltd.**, Las Vegas, NV (US)

(*) Notice: This patent is subject to a terminal disclaimer.

(**) Term: **15 Years**

(21) Appl. No.: **29/663,887**

(22) Filed: **Sep. 19, 2018**

(51) **LOC (12) Cl.** **13-03**

(52) **U.S. Cl.**

USPC **D13/184**

(58) **Field of Classification Search**

USPC D13/184, 177, 162, 158, 133, 139.4;
312/236, 239, 327-329

(Continued)

(56) **References Cited**

U.S. PATENT DOCUMENTS

D265,478 S * 7/1982 Seaman D14/140.3

D379,004 S * 4/1997 Keijser D13/184

(Continued)

Primary Examiner — Keli L Hill

Assistant Examiner — Harold E Blackwell, II


(74) *Attorney, Agent, or Firm* — Kevin D. Everage

(57) **CLAIM**

The ornamental design for an electronic equipment cabinet with heat insulated compartment, as shown and described.

FIG. 1 is a perspective view of the electronic equipment cabinet with heat insulated compartment in accordance with a first preferred embodiment of the present invention; FIG. 2 is a rear elevational view of the electronic equipment cabinet with heat insulated compartment of FIG. 1; FIG. 3 is a front elevational view of the electronic equipment cabinet with heat insulated compartment of FIG. 1; FIG. 4 is a right elevational view of the electronic equipment cabinet with heat insulated compartment of FIG. 1; FIG. 5 is a left elevational view of the electronic equipment cabinet with heat insulated compartment of FIG. 1; FIG. 6 is a top plan view of the electronic equipment cabinet with heat insulated compartment of FIG. 1; FIG. 7 is a bottom plan view of the electronic equipment cabinet with heat insulated compartment of FIG. 1; FIG. 8 is a perspective view of the electronic equipment cabinet with heat insulated compartment in accordance with a second preferred embodiment of the present invention; FIG. 9 is a rear elevational view of the electronic equipment cabinet with heat insulated compartment of FIG. 8; FIG. 10 is a front elevational view of the electronic equipment cabinet with heat insulated compartment of FIG. 8; FIG. 11 is a right elevational view of the electronic equipment cabinet with heat insulated compartment of FIG. 8; FIG. 12 is a left elevational view of the electronic equipment cabinet with heat insulated compartment of FIG. 8; FIG. 13 is a top plan view of the electronic equipment cabinet with heat insulated compartment of FIG. 8; and, FIG. 14 is a bottom plan view of the electronic equipment cabinet with heat insulated compartment of FIG. 8. The broken lines depict portions of the electronic equipment cabinet with heat insulated compartment that form no part of the claimed design.

1 Claim, 12 Drawing Sheets



US D880,439 S

(58) Field of Classification Search

CPC ... G02B 6/12; G02B 6/26; G02B 6/36; G02B 6/42; G02B 6/43; G02B 6/44; H01R 13/62

See application file for complete search history.

(56) References Cited

U.S. PATENT DOCUMENTS

D387,035 S * 12/1997 Hartel D13/184
D390,835 S * 2/1998 Mayfield, III D13/184
D391,232 S * 2/1998 Hartel D13/184
D428,605 S * 7/2000 Clapood D13/184
D432,098 S * 10/2000 Nelson D13/184
6,185,098 B1 * 2/2001 Benavides H05K 7/1488
174/387
6,882,531 B2 * 4/2005 Modica G06F 1/20
165/80.3
D530,287 S * 10/2006 Stolpe D13/162
D543,161 S * 5/2007 Stepputat D13/184
D572,672 S * 7/2008 Adducci D13/184
7,438,638 B2 * 10/2008 Lewis, II H05K 9/0041
361/679.48

D584,252 S * 1/2009 Lewis, II D13/184
D588,081 S * 3/2009 Lewis, II D13/184
D633,059 S * 2/2011 Delakowitz D13/184
D663,134 S * 7/2012 Wu D6/708
D706,228 S * 6/2014 Ishiura D13/110
8,913,382 B2 * 12/2014 Wang H05K 7/1492
361/679.5
8,917,513 B1 * 12/2014 Hazzard H05K 7/1498
361/724
9,019,706 B2 * 4/2015 Ning H05K 7/1492
312/223.2
D743,358 S * 11/2015 Cagliani D13/184
D801,084 S * 10/2017 Thuma D6/663
D801,291 S * 10/2017 Gerber D13/184
9,872,562 B2 * 1/2018 Brunner A47B 31/00
D812,025 S * 3/2018 Cagliani D13/184
D818,605 S * 5/2018 Menon D24/232
D843,335 S * 3/2019 Gilbreath D13/184
D870,687 S * 12/2019 Roy D13/184
D870,688 S * 12/2019 Roy D13/184
2012/0061335 A1 * 3/2012 Fan H05K 5/0239
211/26
2014/0027392 A1 * 1/2014 Crippen H05K 7/1488
211/26

* cited by examiner

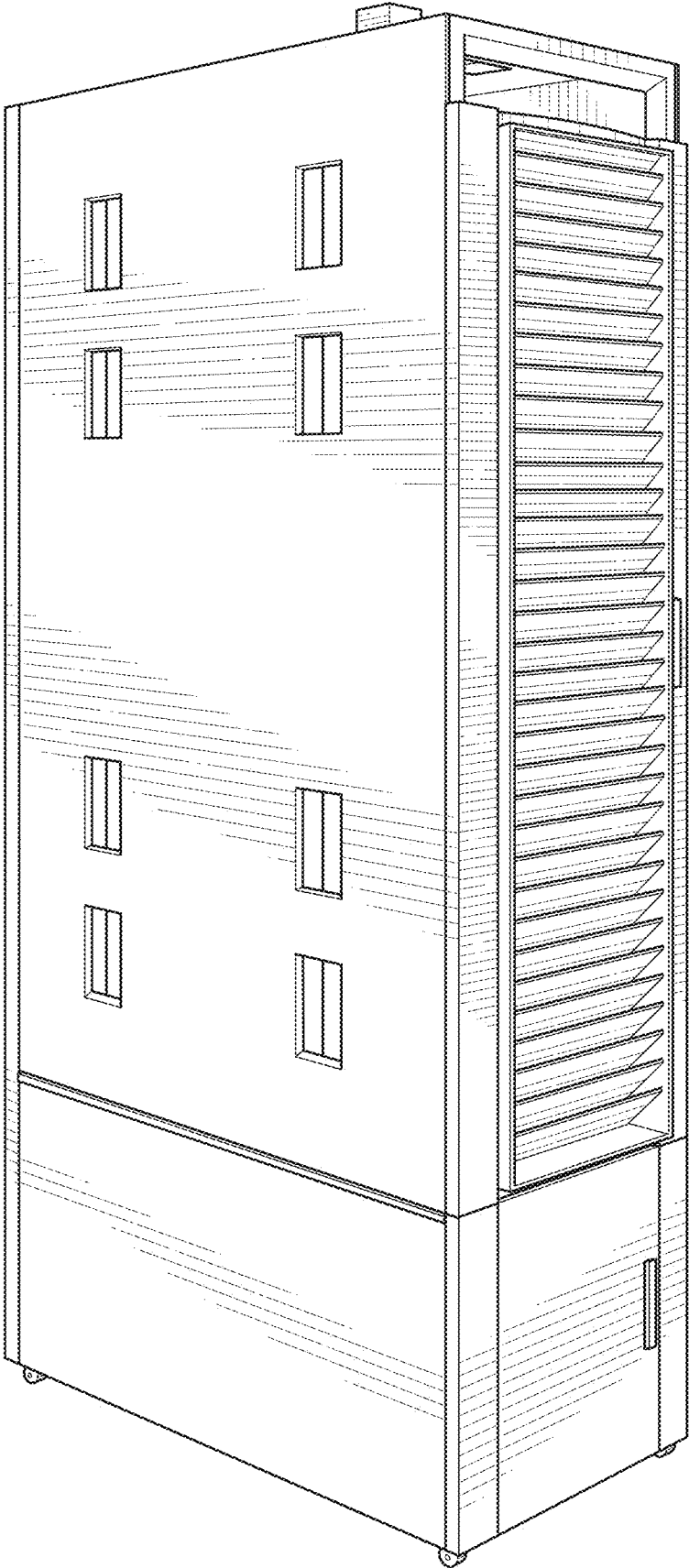


FIG. 1

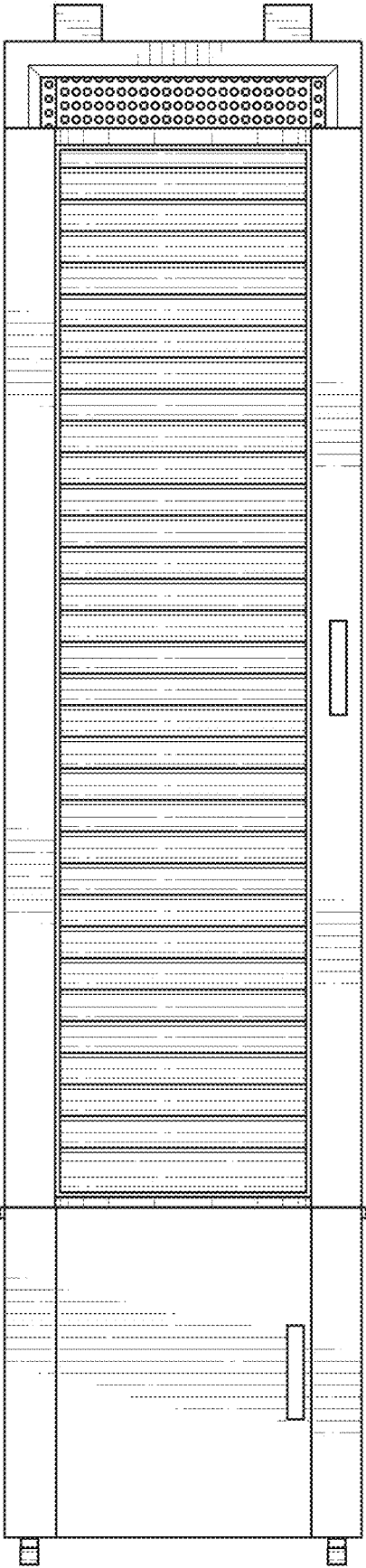


FIG. 2

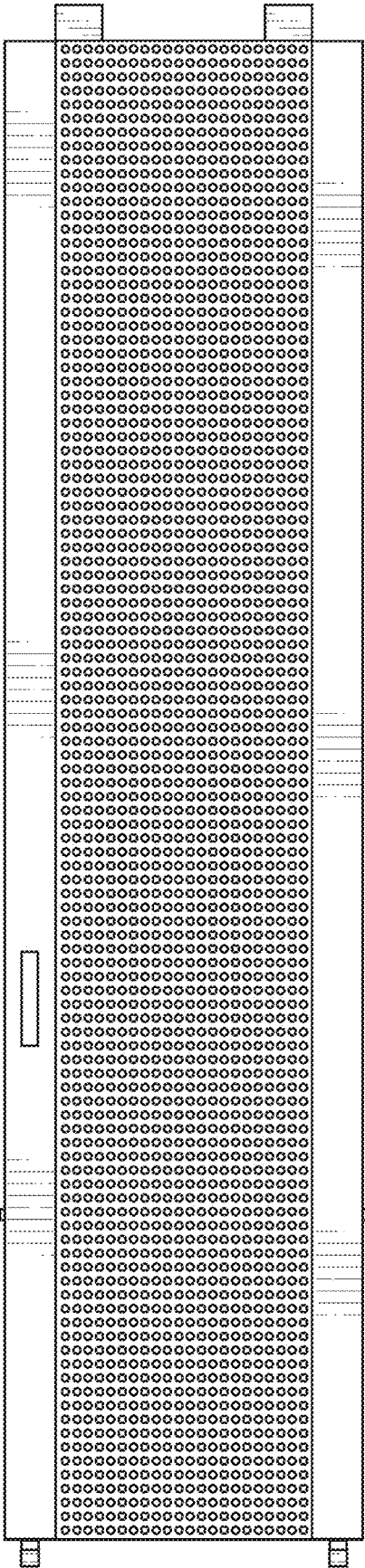


FIG. 3

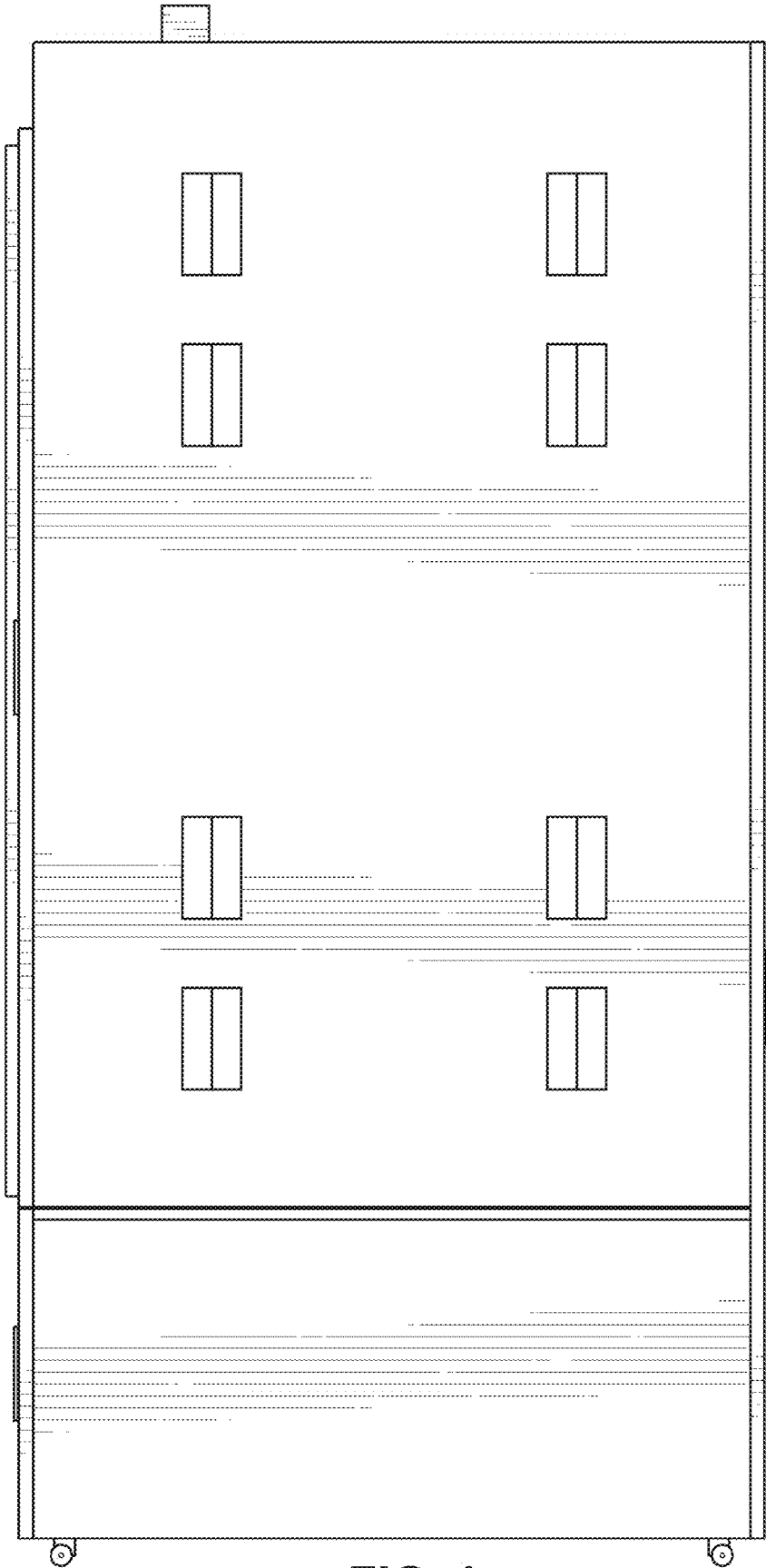


FIG. 4

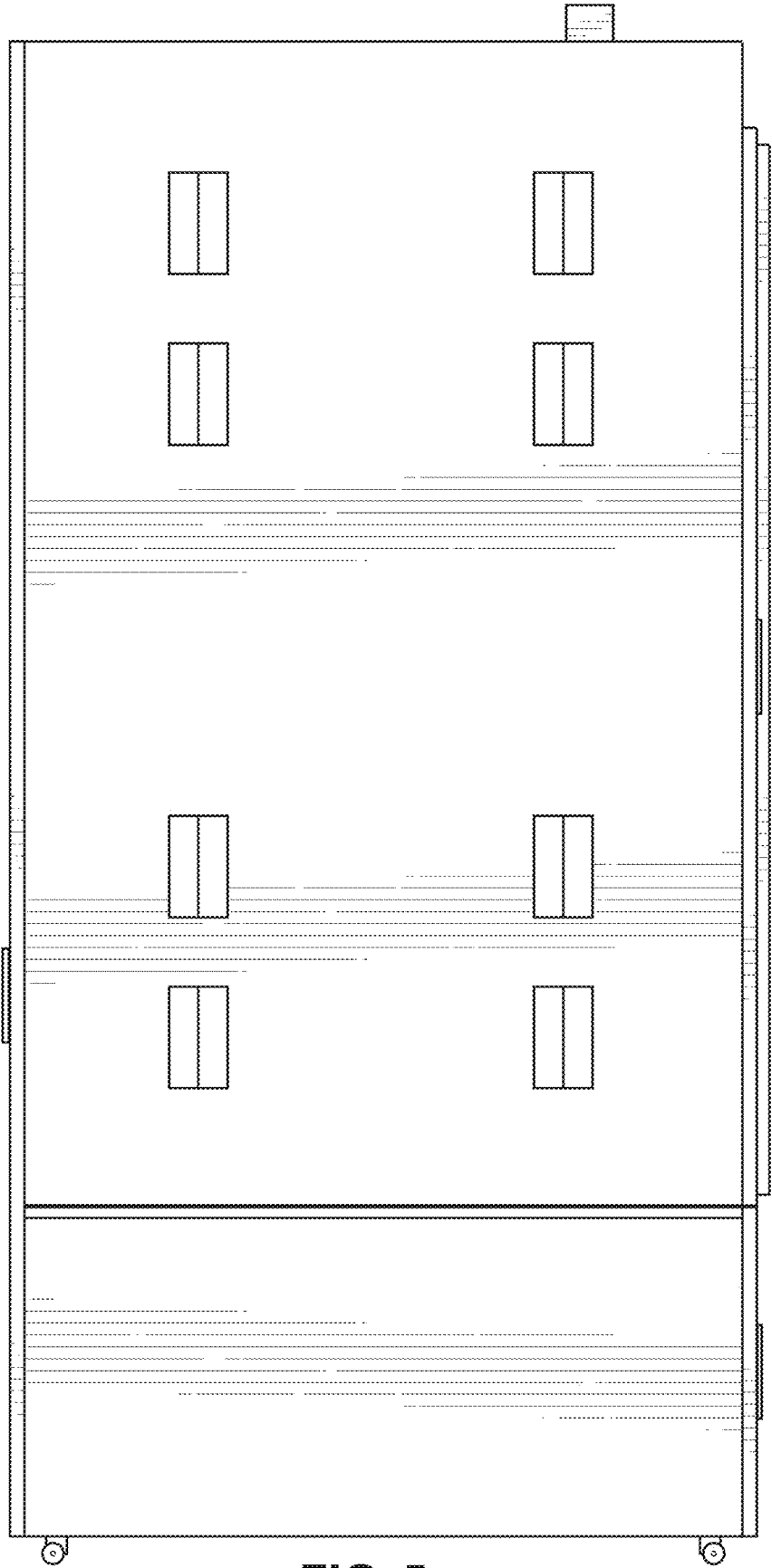


FIG. 5

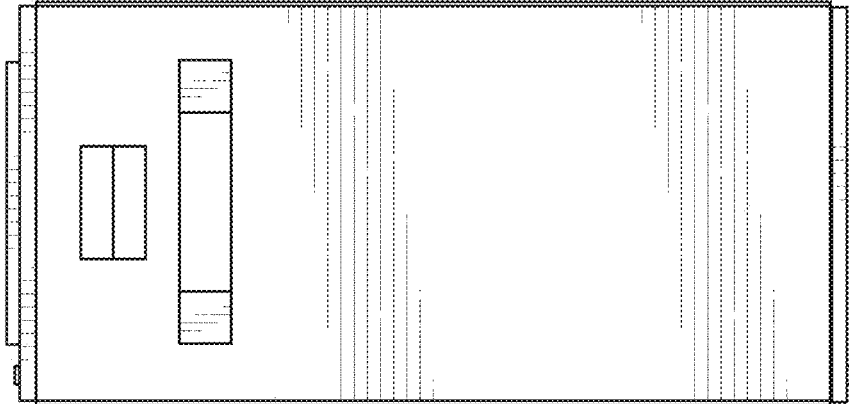


FIG. 6




FIG. 7

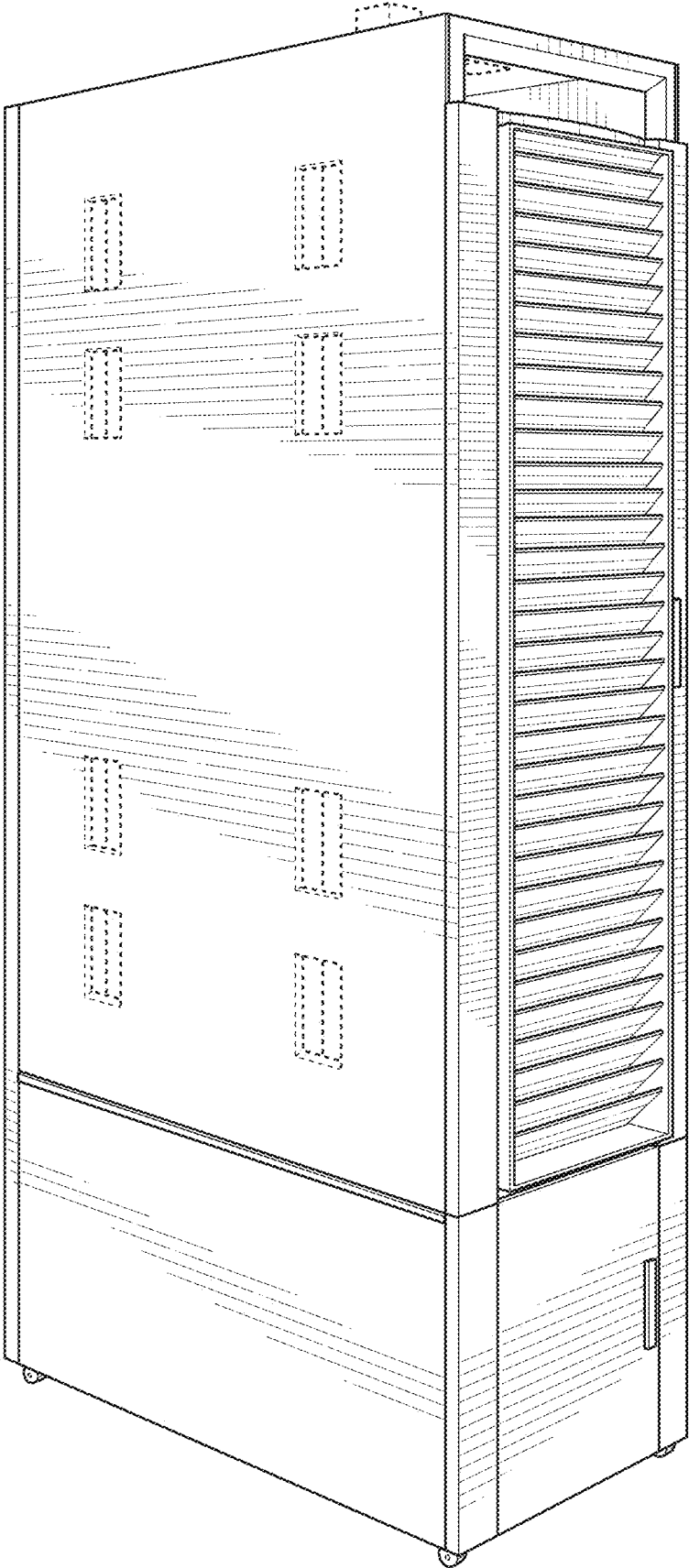


FIG. 8

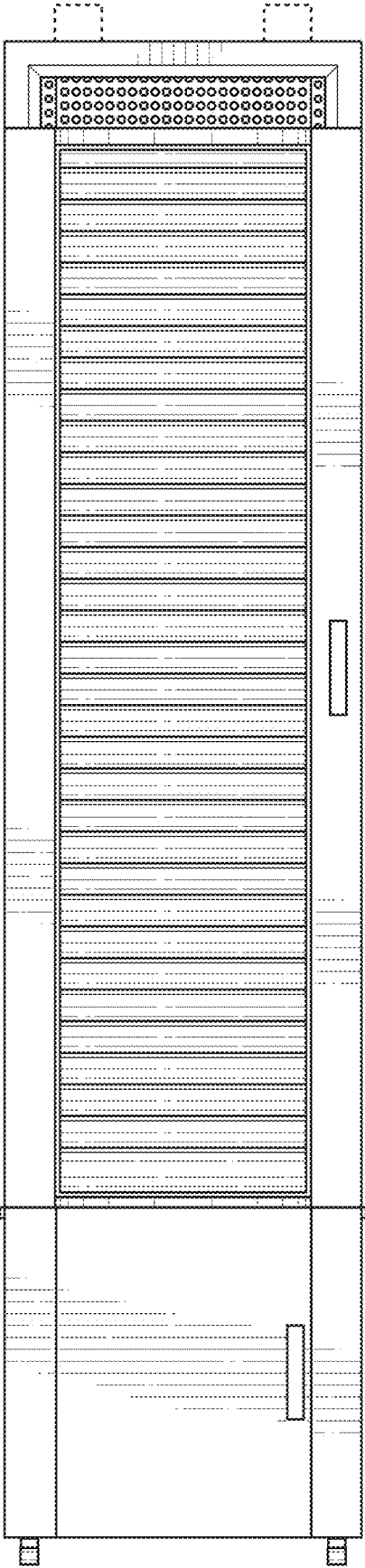


FIG. 9

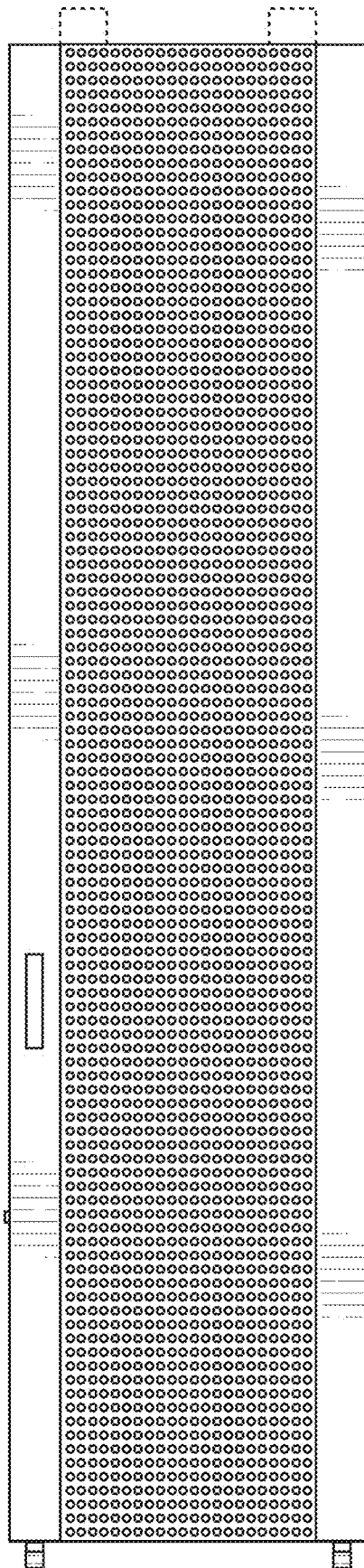


FIG. 10

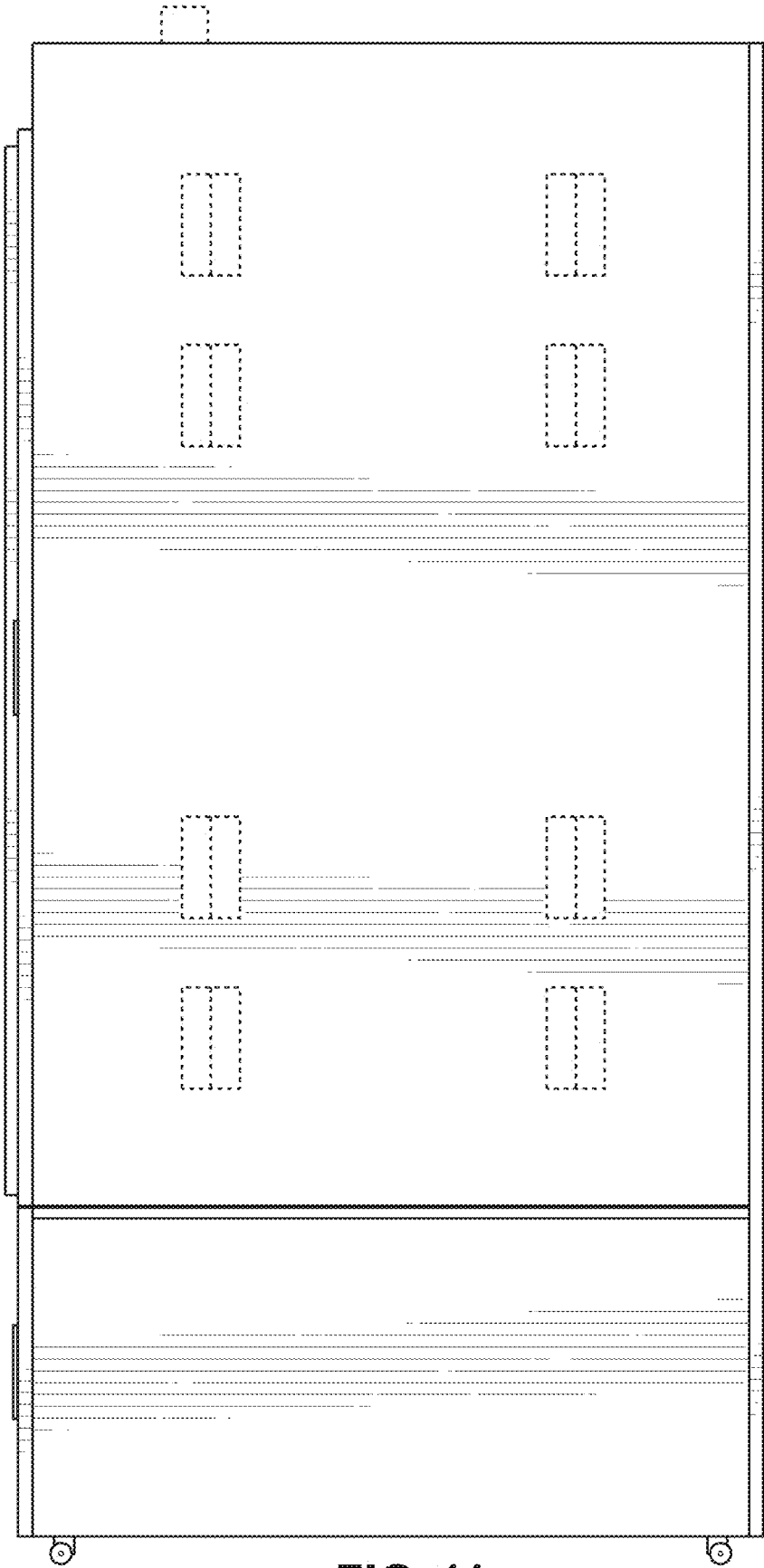


FIG. 11

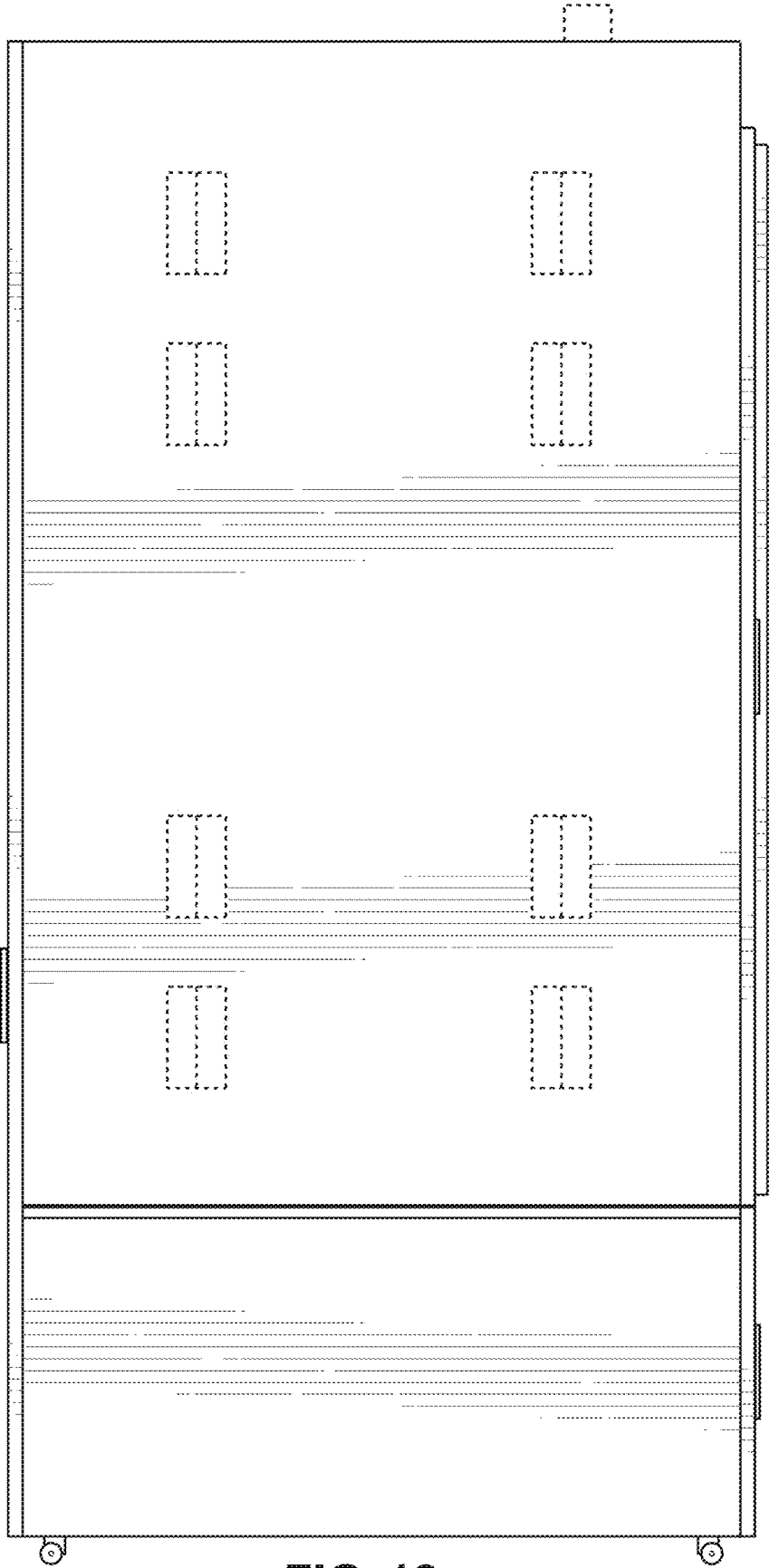


FIG. 12




FIG. 13




FIG. 14