



US00D752239S

(12) **United States Design Patent**
Stock

(10) **Patent No.:** **US D752,239 S**

(45) **Date of Patent:** **** Mar. 22, 2016**

(54) **FASCIAL TOOL**

(71) Applicant: **Brant Stock**, West Valley City, UT (US)

(72) Inventor: **Brant Stock**, West Valley City, UT (US)

(**) Term: **14 Years**

(21) Appl. No.: **29/525,617**

(22) Filed: **Apr. 30, 2015**

(51) **LOC (10) Cl.** **28-03**

(52) **U.S. Cl.**

USPC **D24/214**

(58) **Field of Classification Search**

USPC D24/200, 206, 209, 211, 212, 214, 215;
D4/102, 127; D19/103; D21/400;
D8/107, 300, 303, 312, 313, 315;
D30/156

CPC A61H 7/00; A61H 7/001; A61H 7/003;
A61H 7/004; A61H 7/005; A61H 7/007;
A61H 7/008; A61H 15/00; A61H 15/0078;
A61H 15/0085; A61H 2015/0007; A61H
2015/0042; A61H 2015/005; A61H
2015/0071; A61H 39/002; A61H 2210/10;
A61H 15/0092; A61H 2201/0153; A61H
2201/1253; A61H 2205/022; A61H
2015/0014; A61N 1/18; A61N 2007/0034;
A61N 2005/0644; A61N 2005/0662; A61N
5/0616; A61B 18/203; A61B 2018/00452;
A61B 2017/00747; Y10S 601/01; Y10S
601/03; Y10S 601/04; Y10S 601/05; Y10S
601/14; Y10S 601/15

See application file for complete search history.

(56) **References Cited**

U.S. PATENT DOCUMENTS

D305,341 S * 1/1990 Dolan, Sr. 401/6
5,707,346 A * 1/1998 Graston A61H 7/003
601/135
D524,445 S * 7/2006 Liang D24/211

D530,429 S * 10/2006 Sevier D24/200
D617,908 S * 6/2010 Nuenke D24/214
D638,549 S * 5/2011 Scappaticci D24/214
D645,568 S * 9/2011 Walker D24/214
D678,539 S * 3/2013 Narson D24/200
D686,333 S * 7/2013 Innes D24/215
D696,414 S * 12/2013 Tabe D24/215
D700,351 S * 2/2014 Kojima D24/215
D707,362 S * 6/2014 Cohen D24/200
8,801,642 B1 * 8/2014 Slominski A61H 7/001
601/134
D728,814 S * 5/2015 Pursel D24/214
2008/0177207 A1 * 7/2008 Liao A61H 7/003
601/137
2013/0296750 A1 * 11/2013 Pursel A61H 99/00
601/137

OTHER PUBLICATIONS

Tools of the Trade. Datasheet [online]. Activ Tailored Fitness: Move-
ment Performance Therapy, Mar. 27, 2012 [retrieved on Dec. 21,
2015]. Retrieved from the Internet: URL <<http://www.activ-tailoredfitness.com/2012/03/tools-of-the-trade/>>.*

* cited by examiner

Primary Examiner — Catheri Oliver-Garcia

Assistant Examiner — Rebekah Caruso

(57) **CLAIM**

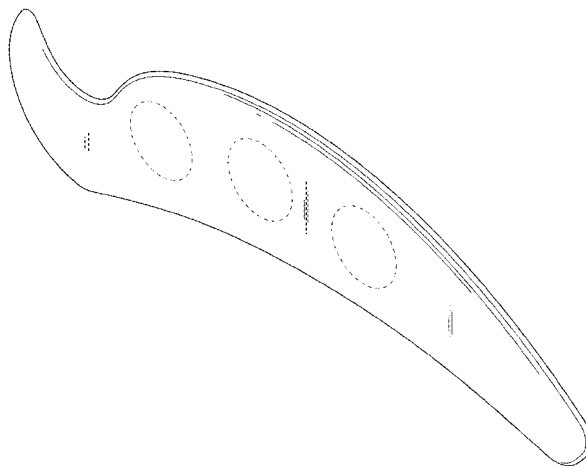
The ornamental design for a fascial tool, as shown and described.

DESCRIPTION

FIG. 1 is a top front perspective view of a fascial tool;
FIG. 2 is a front elevation view thereof, the rear elevation view
being a mirror image thereof;
FIG. 3 is a left side elevation view thereof;
FIG. 4 is a right side elevation view thereof;
FIG. 5 is a top plan view thereof; and,
FIG. 6 is a bottom plan view thereof.

The broken lines shown in the drawings illustrate portions of
the fascial tool that form no part of the claimed design.

1 Claim, 3 Drawing Sheets



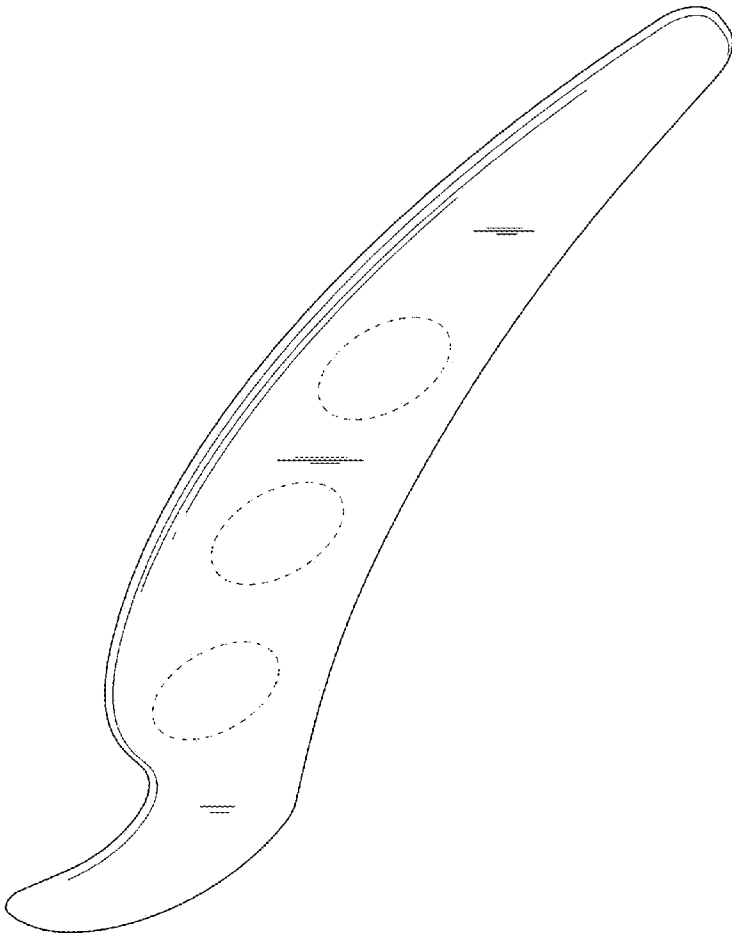


FIG. 1

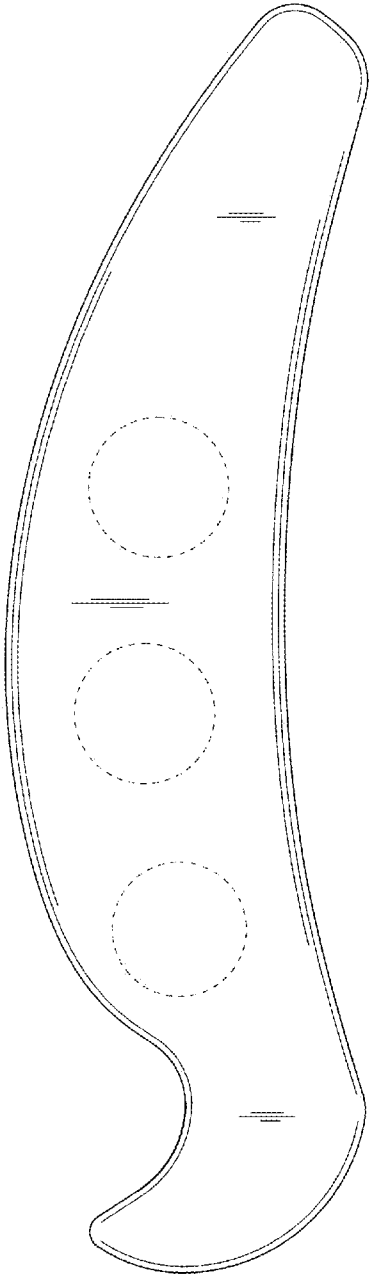


FIG. 2




FIG. 3




FIG. 4



FIG. 5



FIG. 6