



US00D867663S

(12) **United States Design Patent**  
**Boulanger**

(10) **Patent No.:** **US D867,663 S**

(45) **Date of Patent:** **\*\* Nov. 19, 2019**

(54) **HAIR TRIMMER**

(71) Applicant: **KONINKLIJKE PHILIPS N.V.**,  
Eindhoven (NL)

(72) Inventor: **Florian Jeremy Fabrice Boulanger**,  
Eindhoven (NL)

(73) Assignee: **KONINKLIJKE PHILIPS N.V.**,  
Eindhoven (NL)

(\*\*) Term: **15 Years**

(21) Appl. No.: **29/629,371**

(22) Filed: **Dec. 13, 2017**

(30) **Foreign Application Priority Data**

Jun. 13, 2017 (EM) ..... 004044501-0002

(51) **LOC (12) Cl.** ..... **28-03**

(52) **U.S. Cl.**  
USPC ..... **D28/53**

(58) **Field of Classification Search**  
USPC ..... D28/49-54  
CPC ..... B26B 19/00-08; B26B 19/10-107; B26B  
19/20-205; B26B 19/38-3833; B26B  
19/3853-3866; B26B 19/3886  
See application file for complete search history.

(56) **References Cited**

**U.S. PATENT DOCUMENTS**

D310,734	S	*	9/1990	Gallanis	.....	D28/53
D403,468	S	*	12/1998	Smith	.....	D28/53
D405,924	S	*	2/1999	Lebherz	.....	D28/53
D436,229	S	*	1/2001	Eguchi	.....	D28/53
D464,466	S	*	10/2002	Rizzuto, Jr.	.....	D28/53
D470,272	S	*	2/2003	Fong	.....	D28/53

D493,573	S	*	7/2004	Graf	.....	D28/53
D538,476	S	*	3/2007	Laube	.....	D28/54
D586,955	S	*	2/2009	Eigenstetter	.....	D28/53
D600,409	S	*	9/2009	Klein	.....	D28/53
D604,907	S	*	11/2009	Emminger	.....	D28/53
D652,170	S	*	1/2012	Snow	.....	D28/54
D674,556	S	*	1/2013	Weinberg	.....	D28/53
D675,781	S	*	2/2013	Whittaker	.....	D28/53
D696,459	S	*	12/2013	Chan	.....	D28/53
D698,085	S	*	1/2014	Yoon	.....	D28/53
D721,205	S	*	1/2015	Colle	.....	D28/53
D760,437	S	*	6/2016	Emminger	.....	D28/53
D784,618	S	*	4/2017	Mori	.....	D28/53
D814,702	S	*	4/2018	Aulwes	.....	D28/53
D820,521	S	*	6/2018	Nitsch	.....	D28/53
D830,633	S	*	10/2018	Gamble	.....	D28/53
2009/0199413	A1	*	8/2009	Tautscher	.....	B26B 19/06 30/243

\* cited by examiner

*Primary Examiner* — Jennifer Rivard

(57) **CLAIM**

The ornamental design for a hair trimmer, as shown and described.

**DESCRIPTION**

FIG. 1 is a perspective view of a hair trimmer showing my design;

FIG. 2 is a front elevational view thereof;

FIG. 3 is a rear elevational view thereof;

FIG. 4 is a right side elevational view thereof;

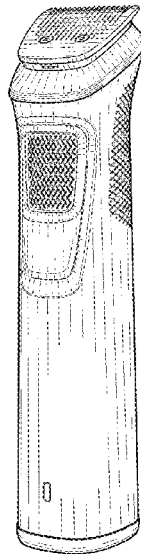
FIG. 5 is a left side elevational view thereof;

FIG. 6 is a top plan view thereof; and,

FIG. 7 is a bottom plan view thereof.

The broken lines shown in FIG. 7 illustrate portions of the hair trimmer that form no part of the claimed design.

**1 Claim, 4 Drawing Sheets**



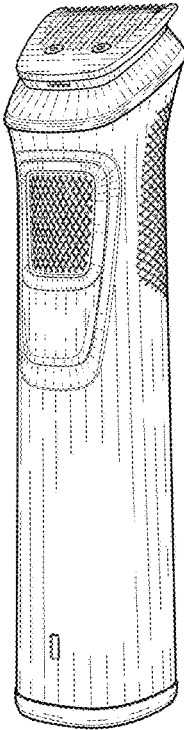


FIG. 1

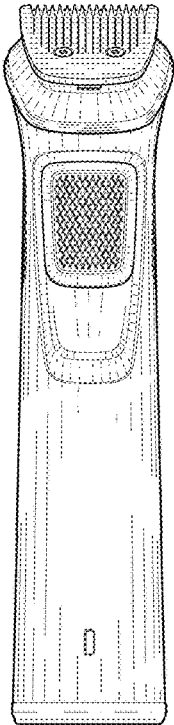


FIG. 2

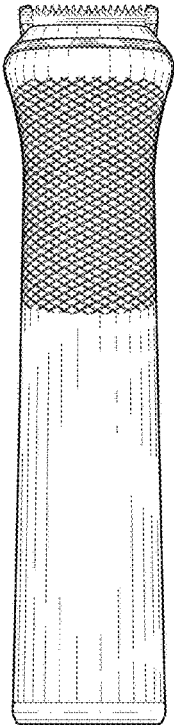


FIG. 3

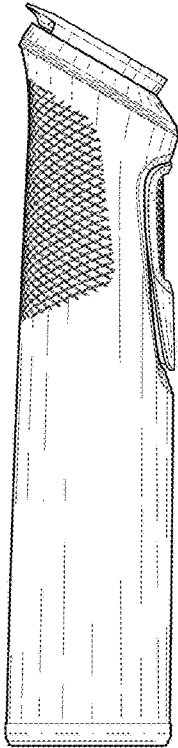


FIG. 4

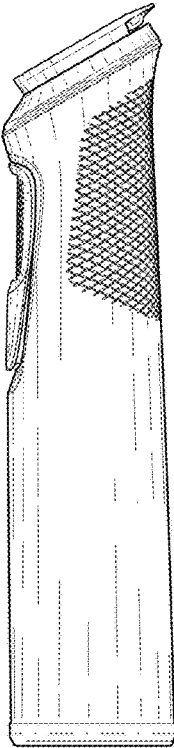


FIG. 5

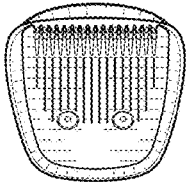


FIG. 6

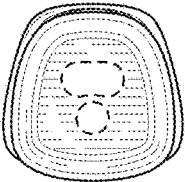


FIG. 7