



US00D693962S

(12) **United States Design Patent**  
**Park**

(10) **Patent No.:** **US D693,962 S**

(45) **Date of Patent:** **\*\* Nov. 19, 2013**

(54) **LIGHTER**

D622,902 S \* 8/2010 An ..... D27/154  
D629,154 S \* 12/2010 Sung ..... D27/154  
D635,713 S \* 4/2011 Lefebvre et al. .... D27/154

(75) Inventor: **Keith K. Park**, La Canada Flintridge,  
CA (US)

**OTHER PUBLICATIONS**

(73) Assignee: **Prometheus International, Inc.**,  
Commerce, CA (US)

Ultimo X Lighters, Ultimo X7 Barley—Prometheus Fall Catalog,  
Fall 2011, [online], [site visited Oct. 26, 2012]. Available from  
Internet, <URL: <http://www.prometheuskp.com/pdf/2011rtda/pro-nwitem-ipcpr.pdf>>.\*

(\*\*) Term: **14 Years**

\* cited by examiner

(21) Appl. No.: **29/424,250**

(22) Filed: **Jun. 8, 2012**

*Primary Examiner* — Susan Bennett Hattan

(51) **LOC (9) Cl.** ..... **27-05**

*Assistant Examiner* — Janice Hallmark

(52) **U.S. Cl.** ..... **D27/141**  
USPC .....

(74) *Attorney, Agent, or Firm* — Knobbe Martens Olson &  
Bear LLP

(58) **Field of Classification Search**  
USPC ..... D27/139, 141, 142, 143, 147, 153, 154,  
D27/160; 431/126, 151, 153, 253–255, 267,  
431/273–277

(57) **CLAIM**  
The ornamental design for a lighter, as shown and described.

See application file for complete search history.

**DESCRIPTION**


(56) **References Cited**


**U.S. PATENT DOCUMENTS**

D223,284 S *	4/1972	Yoshinaga	.....	D27/154
D259,894 S *	7/1981	Collaud et al.	.....	D27/160
6,298,856 B1 *	10/2001	Park	.....	131/249
D455,521 S *	4/2002	Park	.....	D27/195
6,732,741 B1 *	5/2004	Park	.....	131/249
D536,480 S *	2/2007	Park	.....	D27/143
D581,093 S *	11/2008	Smith	.....	D27/141
D605,350 S *	12/2009	Smith	.....	D27/154
D617,042 S *	6/2010	Wong	.....	D27/139
D621,999 S *	8/2010	Wein et al.	.....	D27/139


FIG. 1 is a front elevational view of the lighter of the present design;  
FIG. 2 is a rear elevational view thereof;  
FIG. 3 is a left side elevational view thereof;  
FIG. 4 is a right side elevational view thereof;  
FIG. 5 is a top plan view thereof; and,  
FIG. 6 is a bottom plan view thereof.  
The broken lines in the drawings depict unclaimed portions of the lighter.

**1 Claim, 4 Drawing Sheets**






*FIG. 1*



*FIG. 2*



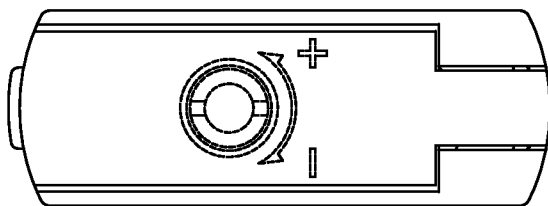
*FIG. 3*



*FIG. 4*



*FIG. 5*



*FIG. 6*