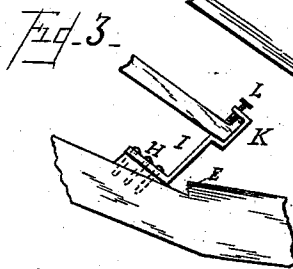
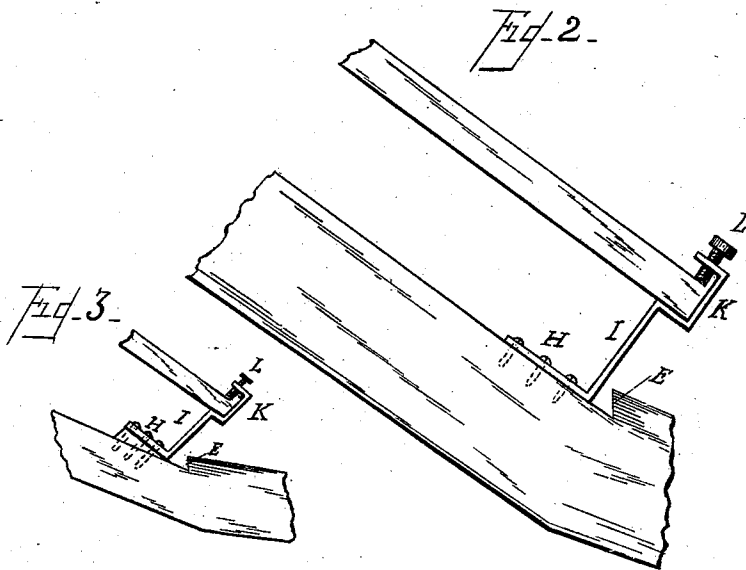
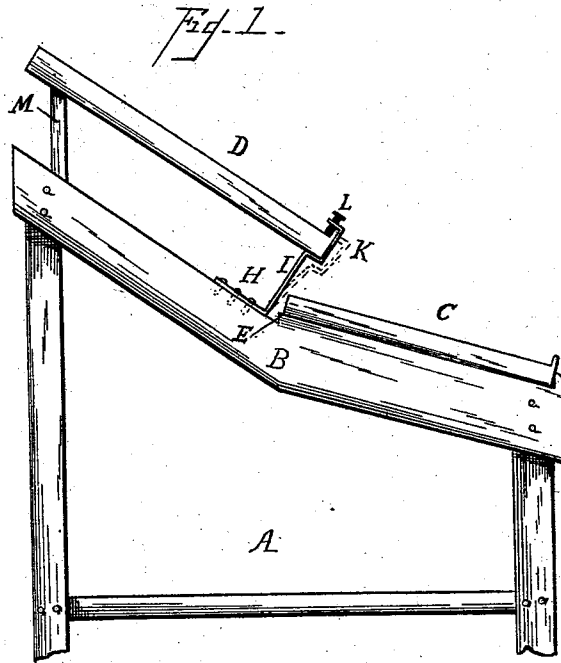


(No Model.)

W. A. MILLER & S. J. GOMPERS.  
CASE HOLDING BRACKET FOR COMPOSING STANDS.

No. 415,052.

Patented Nov. 12, 1889.



Witnesses:

L. W. Bartlett.  
P. D. Brock.

Inventor:

Wm. A. Miller  
Saul J. Gompers.  
By W. A. Bartlett  
att'y.

# UNITED STATES PATENT OFFICE.

WILLIAM A. MILLER, OF COUNCIL GROVE, KANSAS, AND SAMUEL J. GOMPERS,  
OF NEW YORK, N. Y.

## CASE-HOLDING BRACKET FOR COMPOSING-STANDS.

SPECIFICATION forming part of Letters Patent No. 415,052, dated November 12, 1889.

Application filed November 9, 1888. Serial No. 290,377. (No model.)

*To all whom it may concern:*

Be it known that we, WILLIAM A. MILLER, of Council Grove, Kansas, and SAMUEL J. GOMPERS, residing at New York, in the county of New York and State of New York, have invented certain new and useful Improvements in Case-Holding Brackets for Composing-Stands, of which the following is a specification, reference being had therein to the accompanying drawings.

This invention relates to case-supports or bracket attachments for composing-stands for printers' use; and it consists in attachments for the ordinary composing-stand by which the cap-case is brought into more convenient position for the compositor.

Figure 1 is a partial end view of a composing-stand of the usual construction, showing the ends of the cases and the cap-case supports in position. Fig. 2 is an enlarged view of so much of the cap-case and frame as is necessary to show the mode of attachment of the case-support. Fig. 3 indicates a mode of attaching the bracket to secure a different inclination.

A indicates the upper portion of a composing-frame, and B the top bar thereof, on which the case C and cap-case D are usually supported. The top bars B of the frame are usually made with a notch or shoulder E, against which the cap-case rests when supported on the frame, the cap-case then being in rear of the lower case and supported at a steeper incline. In setting up type from the cap-case the compositor usually has to reach entirely across the lower case and so far as may be necessary into the cap-case to procure the proper letters or sorts. This is inconvenient, and compositors frequently move the cap-case forward and rest it on the lower case when required to set a display-line or two in caps or small caps. The present invention obviates this objection to a great extent.

A pair of brackets of similar construction are attached to the frame and support the front edge of the cap-case a little above and in front of the rear edge of the lower case. Each bracket has a base H, which is screwed

or otherwise secured to the top bar of the frame. A standard I, as long as may be desired to raise the case, extends from the base H. This standard should be at a right angle with the base H. The standard I supports a socket or clamp K to receive the front of the upper case. The clamp K will by preference be provided with a thumb-screw L, which may be turned to hold the case firmly.

The rear side of the upper case can be held up by any convenient support, as by a strip of wood M, screwed or otherwise fastened to the stand. We have devised a metallic T-bracket; but one or two small strips of wood will answer as well. The front of the case being firmly held by clamp K, a single support for the rear of the case will generally be sufficient.

We prefer to make the brackets H I K of metal. If of wrought or rolled metal, the angle between the parts H I may be changed by bending. If of cast metal, the brackets may be applied with a riser, as in Fig. 3, so as to change the inclination and throw the clamp more or less forward over the lower case.

The cap-case should be far enough above the figure-boxes of the lower case to give easy access to the same. We have found that the removal of the upper case a very few inches from its usual position in rear of the lower case largely facilitates the ease and rapidity of type-setting.

For a toy or sort case a single bracket will sometimes be a sufficient support.

What we claim is—

1. A bracket attachment for composing-frames having a base for attachment to the frame, a standard, and a clamp for the case offset from the standard, so as to support the front of the upper case a little above and in front of the rear of the lower case, substantially as described.

2. The combination, with a composing-frame, of a rear support for the cap-case, and brackets attached to said frame, offset to project over the lower case, and having clamps for the front of the cap-case, substantially as described.

3. The combination, with a composing-  
frame, of a bracket projecting above the  
lower case and provided with a retaining-  
clamp and set-screw to secure the front of  
5 the upper case, and a separate supporting-  
piece for the rear of the upper case, substan-  
tially as described.

In testimony whereof we affix our signatures  
in presence of two witnesses.

WILLIAM A. MILLER.  
SAMUEL J. GOMPERS.

Witnesses:

L. I. O'NEAL,  
C. W. BOHLMANN.