



US00D400921S

# United States Patent [19] Ting

[11] Patent Number: Des. 400,921

[45] Date of Patent: \*\*Nov. 10, 1998

[54] **COMBINED WRITING INSTRUMENT AND LASER POINTER**

[75] Inventor: **Jack Ting**, Sanchung, Taiwan

[73] Assignee: **Opcom, Inc.**, Taipei, Taiwan

[\*\*] Term: **14 Years**

[21] Appl. No.: **79,864**

[22] Filed: **Nov. 24, 1997**

[51] **LOC (6) Cl.** ..... **19-06**

[52] **U.S. Cl.** ..... **D19/36; D26/38; D19/49; D19/56; D19/51; D14/116**

[58] **Field of Search** ..... **D26/37, 38, 39; D19/35, 36, 41-51, 53-58, 81-85; 401/99, 100, 103, 104, 110, 116, 209, 52, 195; 362/118, 259, 109; D14/800, 114, 116**

[56] **References Cited**

**U.S. PATENT DOCUMENTS**

- D. 133,540 8/1942 Kahn ..... D19/49
- D. 242,792 12/1976 Loftus ..... D19/49
- 2,467,608 4/1949 Bischof .

3,004,140	10/1961	Gomes .	
5,193,897	3/1993	Halsey .....	362/118
5,307,253	4/1994	Jehn .....	362/259
5,570,967	11/1996	Chen .....	401/195
5,617,304	4/1997	Huang .....	362/118
5,663,828	9/1997	Knowles et al. ....	362/118 X
5,673,996	10/1997	Ducker .....	362/118

*Primary Examiner*—Martie Thompson  
*Attorney, Agent, or Firm*—Rosenberg, Klein & Bilker

[57] **CLAIM**

The ornamental design for a combined writing instrument and laser pointer, as shown and described.

**DESCRIPTION**

FIG. 1 is a perspective view of a combined writing instrument and laser pointer showing my new design; FIG. 2 is a right side elevational view thereof; FIG. 3 is a left side elevational view thereof; FIG. 4 is a front elevational view thereof; FIG. 5 is a rear elevational view thereof; FIG. 6 is a top plan view thereof; and, FIG. 7 is a bottom plan view thereof.

**1 Claim, 4 Drawing Sheets**






FIG. 1

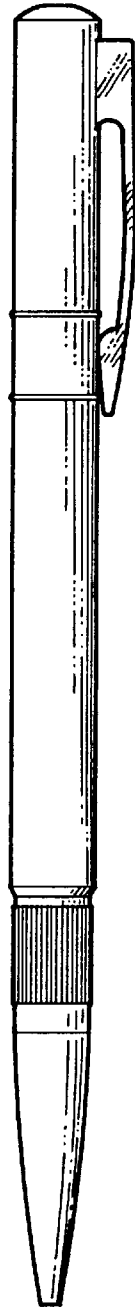


FIG. 2

FIG. 3




FIG. 4

FIG. 5

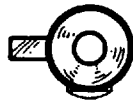


FIG. 6

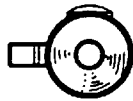


FIG. 7