



US00D962950S

(12) **United States Design Patent**
Jones

(10) **Patent No.:** **US D962,950 S**

(45) **Date of Patent:** **** Sep. 6, 2022**

(54) **COMBINED COVER AND BASE ASSEMBLY FOR A CONTROL PANEL FOR AN ACCESS CONTROL SYSTEM**

(71) Applicant: **ASSA ABLOY AB**, Stockholm (SE)

(72) Inventor: **William Jones**, Swansea (GB)

(73) Assignee: **ASSA ABLOY AB**, Stockholm (SE)

(**) Term: **15 Years**

(21) Appl. No.: **29/717,558**

(22) Filed: **Dec. 18, 2019**

(51) **LOC (13) Cl.** **14-02**

(52) **U.S. Cl.**
USPC **D14/441; D10/106.1**

(58) **Field of Classification Search**
USPC D14/167, 172, 204, 300-301, 348, D14/356-358, 363, 365, 367, 433-435, D14/435.1, 436-437, 441, 443, 480.1, D14/480.7, 484.1, 496; D13/103, D13/107-108, 110, 162-162.1, 168-169, D13/171; D18/11-12; D10/70, 104.1, D10/106.1, 106.5, 106.9, 106.95
(Continued)

(56) **References Cited**

U.S. PATENT DOCUMENTS

D364,398 S 11/1995 Lam
D373,349 S 9/1996 Millard
(Continued)

FOREIGN PATENT DOCUMENTS

CN 304945153 12/2018
CN 305347701 * 9/2019
(Continued)

OTHER PUBLICATIONS

CAS300M17BM2 Power Module, Cree, mouser.com, author unlisted, published Sep. 30, 2014 © 2021 Mouser Electronics, Inc., online, site visited Mar. 25, 2021. Available at URL: <https://www.mouser.com/new/wolfspeed/cree-cas300m17bm2/> (Year: 2014).*

(Continued)

Primary Examiner — Holly E Thurman
Assistant Examiner — Altaira J Swangin

(74) *Attorney, Agent, or Firm* — Schwegman Lundberg & Woessner, P.A.

(57) **CLAIM**

The ornamental design for a combined cover and base assembly for a control panel for an access control system, as shown and described.

DESCRIPTION

FIG. 1 is a top-front-right isometric view of a combined cover and base assembly for a control panel for an access control system (e.g., a physical access control system (PACS)), showing my new design;

FIG. 2 is a bottom-front-right isometric view of the assembly of FIG. 1;

FIG. 3 is a top-rear-left isometric view of the assembly of FIG. 1;

FIG. 4 is a bottom-rear-left isometric view of the assembly of FIG. 1;

FIG. 5 is a front view of the assembly of FIG. 1;

FIG. 6 is a rear view of the assembly of FIG. 1;

FIG. 7 is a left view of the assembly of FIG. 1;

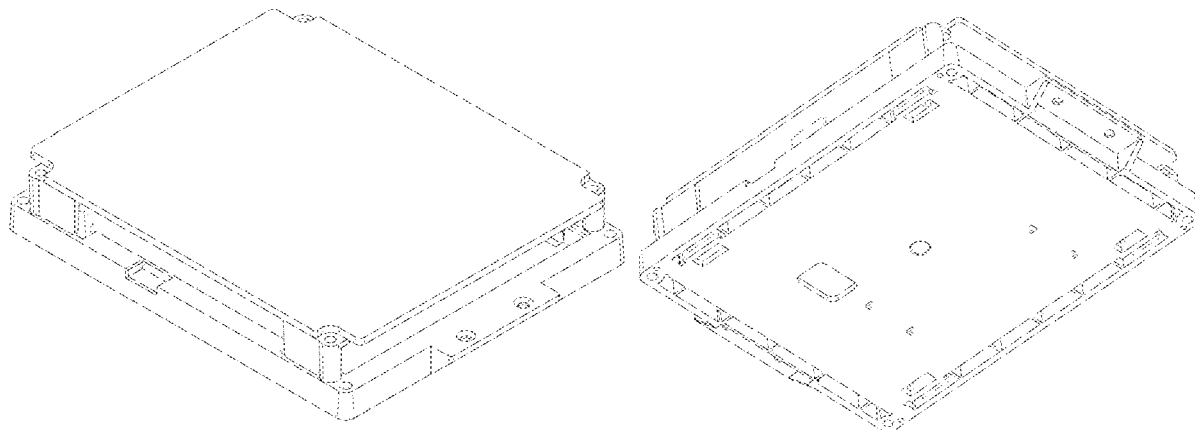
FIG. 8 is a right view of the assembly of FIG. 1;

FIG. 9 is a top view of the assembly of FIG. 1; and,

FIG. 10 is a bottom view of the assembly of FIG. 1.

The broken lines of FIGS. 1 to 8 and 10 are provided for purposes of illustrating portions of the control panel for an access control system that form no part of the claimed design.

1 Claim, 10 Drawing Sheets



- (58) **Field of Classification Search**
 CPC .. H05K 5/0034; H05K 5/0039; H05K 5/0043;
 H05K 5/0047; H05K 7/1432; H04W
 88/005; H04W 88/00; H02M 7/003
 See application file for complete search history.

2016/0254606 A1 9/2016 Hu et al.
 2017/0127540 A1* 5/2017 You H05K 1/181
 2019/0014681 A1* 1/2019 Jang H05K 7/1432
 2019/0200475 A1* 6/2019 Tramet H05K 5/0247
 2019/0304872 A1* 10/2019 Onaga H05K 7/1432
 2022/0022335 A1 1/2022 Takagi

(56) **References Cited**

U.S. PATENT DOCUMENTS

D411,841 S 7/1999 Hoge et al.
 6,058,081 A 5/2000 Schell et al.
 6,213,812 B1 4/2001 Kan
 D459,724 S 7/2002 Goto
 D463,415 S 9/2002 Tomino et al.
 D466,507 S 12/2002 Nakamura
 D470,148 S 2/2003 Nishio et al.
 D472,242 S 3/2003 Tomino
 D499,731 S 12/2004 Fan
 D504,662 S * 5/2005 Person D13/110
 D505,133 S 5/2005 Ashida et al.
 D509,472 S 9/2005 Vinciarelli et al.
 D510,324 S 10/2005 Lin et al.
 D524,246 S 7/2006 Wang et al.
 D556,686 S * 12/2007 Matsuo D13/110
 D558,684 S 1/2008 Dornauer et al.
 D561,705 S * 2/2008 Tsuduki D13/171
 D565,573 S 4/2008 Alo et al.
 D613,694 S 4/2010 Yu
 D618,680 S 6/2010 Marchand et al.
 D626,075 S 10/2010 Truskett et al.
 7,817,406 B2* 10/2010 Bremicker H05K 7/1432
 361/679.01
 D632,695 S 2/2011 Berntsen
 D639,753 S 6/2011 Saari
 D654,066 S 2/2012 Yi et al.
 D670,186 S * 11/2012 Aesch, Jr. D10/104.1
 D673,114 S * 12/2012 Schnakenberg, III D13/110
 D699,669 S 2/2014 Kasaba et al.
 D728,395 S * 5/2015 Roberts D10/70
 D729,249 S 5/2015 Sun et al.
 9,099,163 B1 8/2015 Casey et al.
 D742,314 S 11/2015 Nishikawa
 D753,604 S 4/2016 Druscovich et al.
 D766,161 S 9/2016 Barassi et al.
 9,464,452 B2* 10/2016 Higgs E04H 12/2269
 D773,469 S 12/2016 Ellis, II
 9,559,508 B2 1/2017 Shepard et al.
 9,603,291 B2* 3/2017 Soyano H05K 9/0022
 9,698,507 B2 7/2017 Chang et al.
 D794,030 S * 8/2017 Kim D14/435
 D794,031 S * 8/2017 You D14/435
 D794,032 S * 8/2017 You D14/435
 D794,033 S 8/2017 Park et al.
 9,747,738 B1 8/2017 Wendling et al.
 9,795,049 B2 10/2017 Tada et al.
 D804,484 S 12/2017 Kim et al.
 D804,485 S 12/2017 Yang et al.
 D813,807 S 3/2018 Spiegel
 D853,961 S * 7/2019 Kanarellis D13/110
 10,411,420 B2* 9/2019 Lokesh H02G 3/16
 D869,301 S * 12/2019 Komoni D10/70
 10,574,150 B2* 2/2020 Yamanaka H01R 9/2425
 D910,582 S 2/2021 Migliorino et al.
 10,958,127 B2* 3/2021 Tramet B60R 16/0239
 D919,628 S 5/2021 Ma
 D924,938 S 7/2021 Lörner
 D946,571 S * 3/2022 Garipov D14/358
 D947,185 S * 3/2022 Imaizumi D10/46
 11,290,000 B2 3/2022 Nygren et al.
 2005/0102889 A1* 5/2005 Hoyes A01M 1/026
 43/114
 2007/0252170 A1 11/2007 Lin et al.
 2008/0302643 A1* 12/2008 Victor H02M 7/003
 200/331
 2012/0223974 A1* 9/2012 Chang B60Q 3/16
 345/690
 2014/0094050 A1 4/2014 Yamanaka et al.

FOREIGN PATENT DOCUMENTS

CN 305801890 * 5/2020
 CN 306266032 * 1/2021
 CN 306266056 * 1/2021
 CN 306289437 1/2021
 CN 306336359 2/2021
 KR 300375170 B1 3/2005

OTHER PUBLICATIONS

U.S. Appl. No. 29/717,559, filed Dec. 18, 2019, Control Panel for Access Control System.
 U.S. Appl. No. 29/717,560, filed Dec. 18, 2019, Control Panel for Access Control System.
 “HID Access Controllers”, HID Global, [Online] Retrieved from the Internet: <URL: <https://www.hidglobal.com/products/controllers>>, (Retrieved Jan. 10, 2020), 3 pgs.
 “HID pivCLASS Authentication Module”, HID Global, [Online] Retrieved from the Internet: <URL: <https://www.hidglobal.com/products/controllers/pivclass/pivclass-authentication-module>>, (Retrieved Jan. 10, 2020), 4 pgs.
 “HID VertX EVO Access Controllers”, HID Global, [Online] Retrieved from the Internet: <URL: <https://www.hidglobal.com/products/controllers/vertx-evo>>, (Retrieved Jan. 10, 2020), 3 pgs.
 “HID VertX EVO V1000 Networked Controller”, HID Global, [Online] Retrieved from the Internet: <URL: <https://www.hidglobal.com/products/controllers/vertx-evo/v1000>>, (Retrieved Jan. 10, 2020), 2 pgs.
 “HID VertX V200 Input Monitor Interface”, HID Global, [Online] Retrieved from the Internet: <URL: <https://www.hidglobal.com/products/controllers/vertx/v200>>, (Retrieved Jan. 10, 2020), 4 pgs.
 “HID VertX V300 Output Control Interface”, HID Global, [Online] Retrieved from the Internet: <URL: <https://www.hidglobal.com/products/controllers/vertx/v300>>, (Retrieved Jan. 10, 2020), 4 pgs.
 “Personal Identity Verification (PIV) Enablement Solutions—pivCLASS”, HID Global, [Online] Retrieved from the Internet: <URL: https://www.hidglobal.com/sites/default/files/resource_files/pivclass-solutions-br-en.pdf>, (2016), 8 pgs.
 “PivCLASS Authentication Module with Reader Services”, HID Global, [Online] Retrieved from the Internet: <URL: https://www.hidglobal.com/sites/default/files/resource_files/pivclass-authentication-module-ds-en.pdf>, (2017), 2 pgs.
 “PivCLASS Installation Overview Guide”, HID Global, [Online] Retrieved from the Internet: <URL: https://www.hidglobal.com/doclib/files/resource_files/plr-02750_pivclass_installation_overview.pdf>, (Mar. 2019), 40 pgs.
 “V2000 Install Wiring Diagram Example”, HID Global, [Online] Retrieved from the Internet: <URL: https://www.hidglobal.com/doclib/files/resource_files/72000-902_a.4_v2000_evo_wiring_example.pdf>, (Retrieved Jan. 7, 2020), 1 pg.
 “VertX Reader Interface / Network Controller”, HID Global, [Online] Retrieved from the Internet: <URL: https://www.hidglobal.com/sites/default/files/resource_files/vertx-evo-v2000-ctrlr-ds-en.pdf>, (2016), 2 pgs.
 “Vertex EVO V2000 Installation Guide”, HID Global, [Online] Retrieved from the Internet: <URL: https://www.hidglobal.com/doclib/files/resource_files/72000-901_a.5_vertx_evo_v2000_inst_guide_en.pdf>, (Jul. 2016), 22 pgs.
 “VertX 71000-902 Install Wiring Diagram Example”, HID Global, [Online] Retrieved from the Internet: <URL: https://www.hidglobal.com/doclib/files/resource_files/71000-902_a.5_v1000_evo_wiring_example_minus_modem.pdf>, (Retrieved Jan. 7, 2020), 1 pg.
 “VertX Access Controllers”, HID Global, [Online] Retrieved from the Internet: <URL: <https://www.hidglobal.com/products/controllers/vertx>>, (Retrieved Jan. 10, 2020), 3 pgs.

(56)

References Cited

OTHER PUBLICATIONS

“VertX EVO V1000 Installation Guide”, HID Global, [Online] Retrieved from the Internet: <URL: https://www.hidglobal.com/sites/default/files/resource_files/71000-901_a.4_vertx_evo_v1000_inst_guide_en.pdf>, (Jul. 2016), 25 pgs.

“VertX V100 Door/ Reader Interface”, HID Global, [Online] Retrieved from the Internet: <URL: https://www.hidglobal.com/sites/default/files/resource_files/vertx-v100-controller-ds-en.pdf>, (2016), 2 pgs.

“VertX V100, V200 and V300 Installation Guide”, HID Global, [Online] Retrieved from the Internet: <URL: <https://www.hidglobal.com/doclib/files/vertx-vx00-install-ins-en.pdf> >, (Nov. 2011), 10 pgs.

“Access Control Manager Embedded Controller”, Avigilon, youtube.com, [Online] Retrieved from the Internet: <URL: https://www.youtube.com/watch?v=igJMi7nd_II>, [Retrieved on Mar. 25, 2021], (Jun. 7, 2016), 5 pgs.

“U.S. Appl. No. 29/717,559, Non Final Office Action dated Aug. 16, 2021”, 12 pgs.

“Four Door Access Control Panel”, Granding, GlobalSources.com, Publishers Representatives Limited, [Online] Retrieved from the Internet: <URL: <https://www.globalsources.com/Access-control/Access-Control-Panel-door-system-1167495092p.htm#1167495092>> [Retrieved on: Mar. 25, 2021], (2021), 8 pgs.

“U.S. Appl. No. 29/717,559, Response filed Mar. 23, 2022 to Final Office Action dated Feb. 10, 2022”, 4 pgs.

“U.S. Appl. No. 29/717,559, Examiner Interview Summary dated Apr. 5, 2022”, 3 pgs.

“U.S. Appl. No. 29/717,559, Notice of Allowance dated May 5, 2022”, 8 pgs.

“U.S. Appl. No. 29/717,560, Non Final Office Action dated May 13, 2022”, 16 pgs.

* cited by examiner

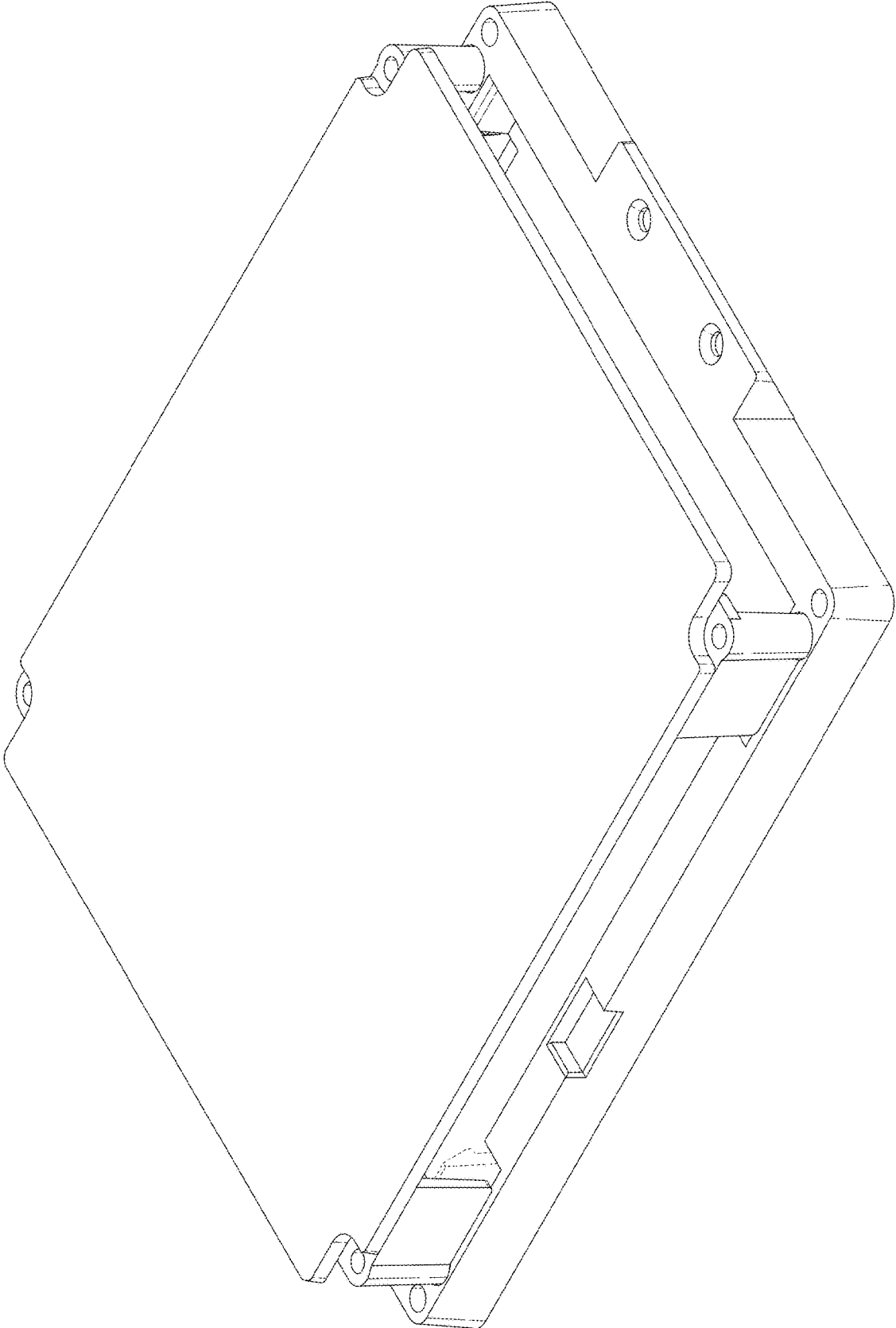


FIG. 1

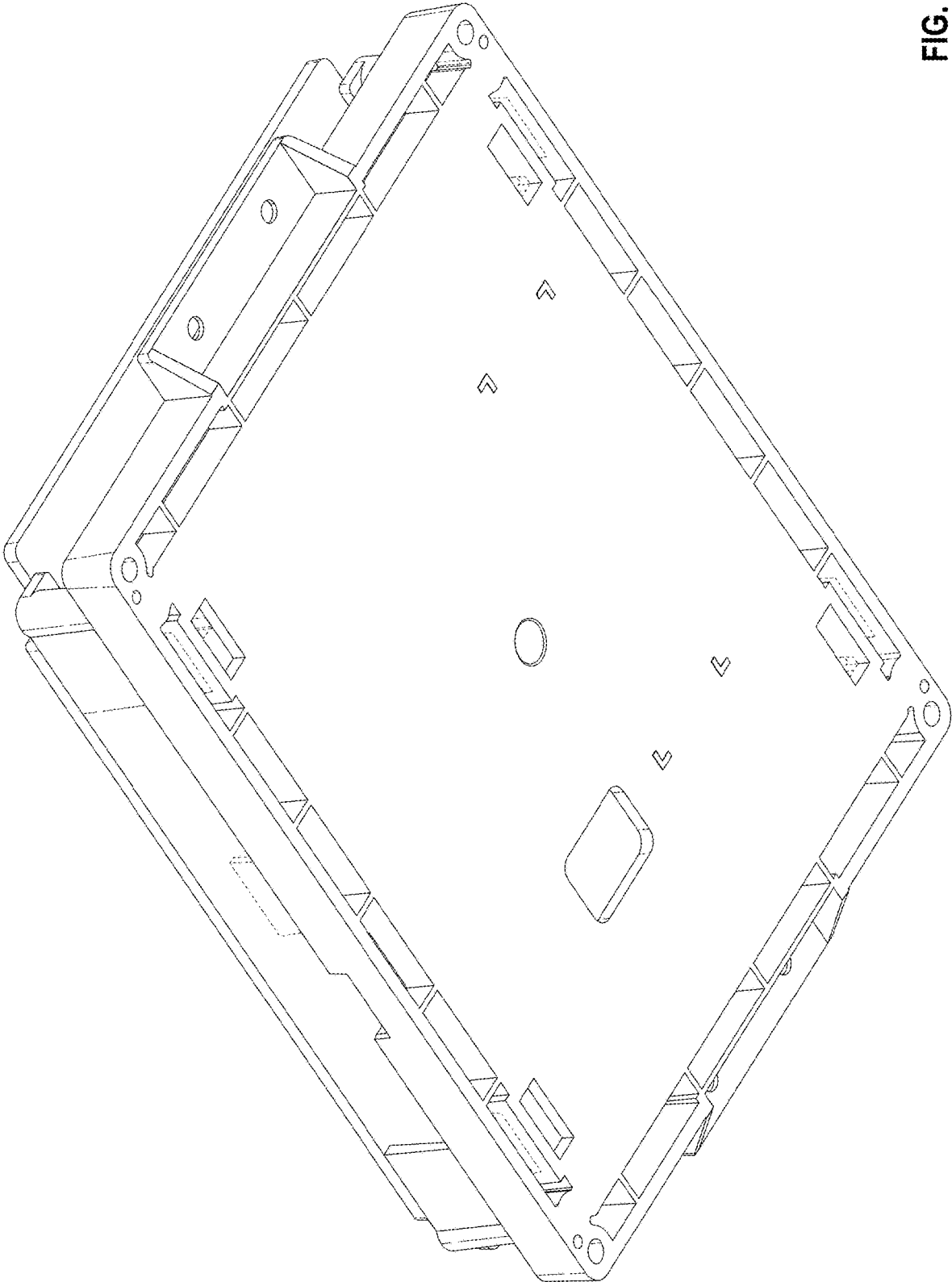


FIG. 2

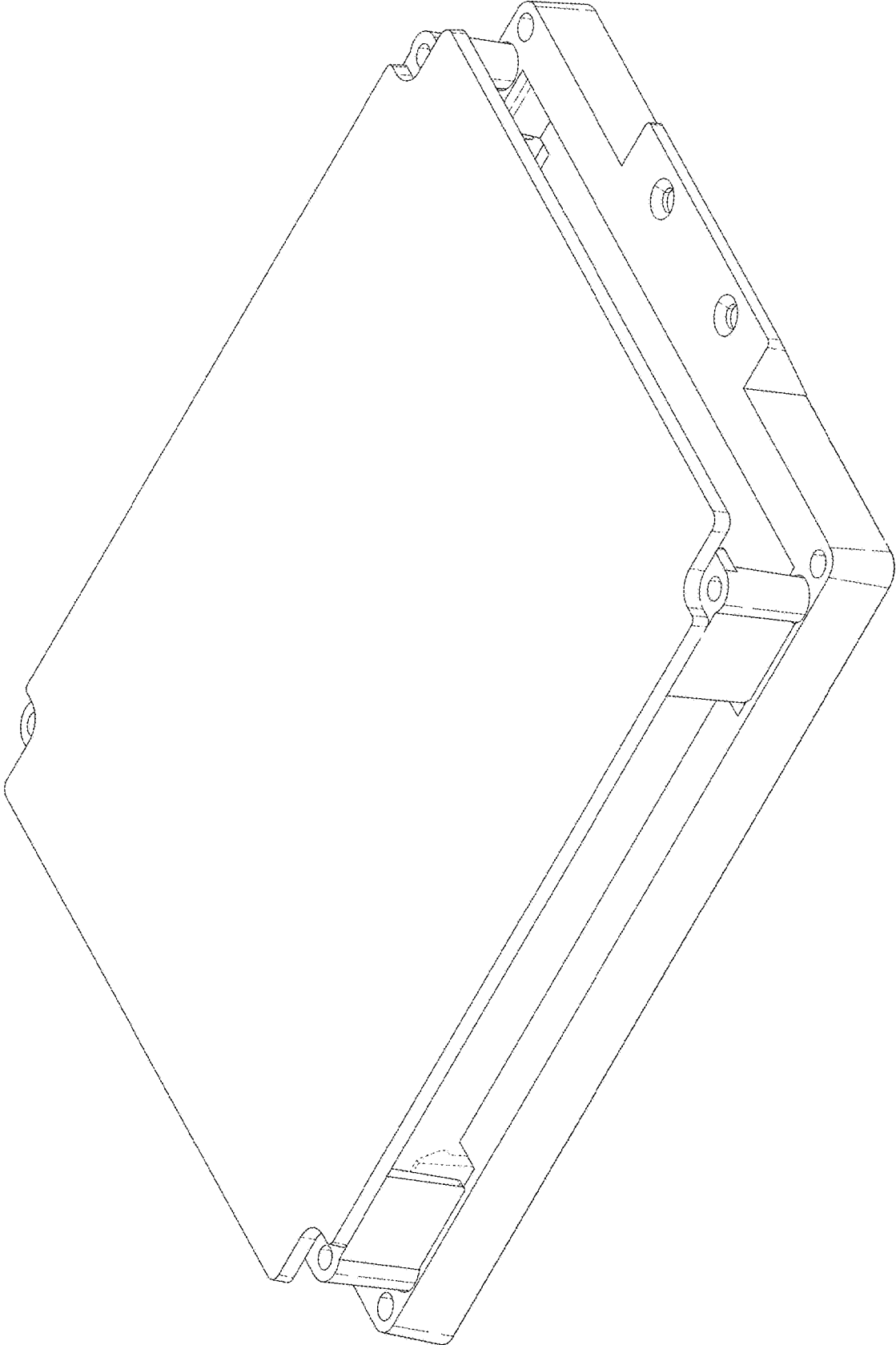


FIG. 3

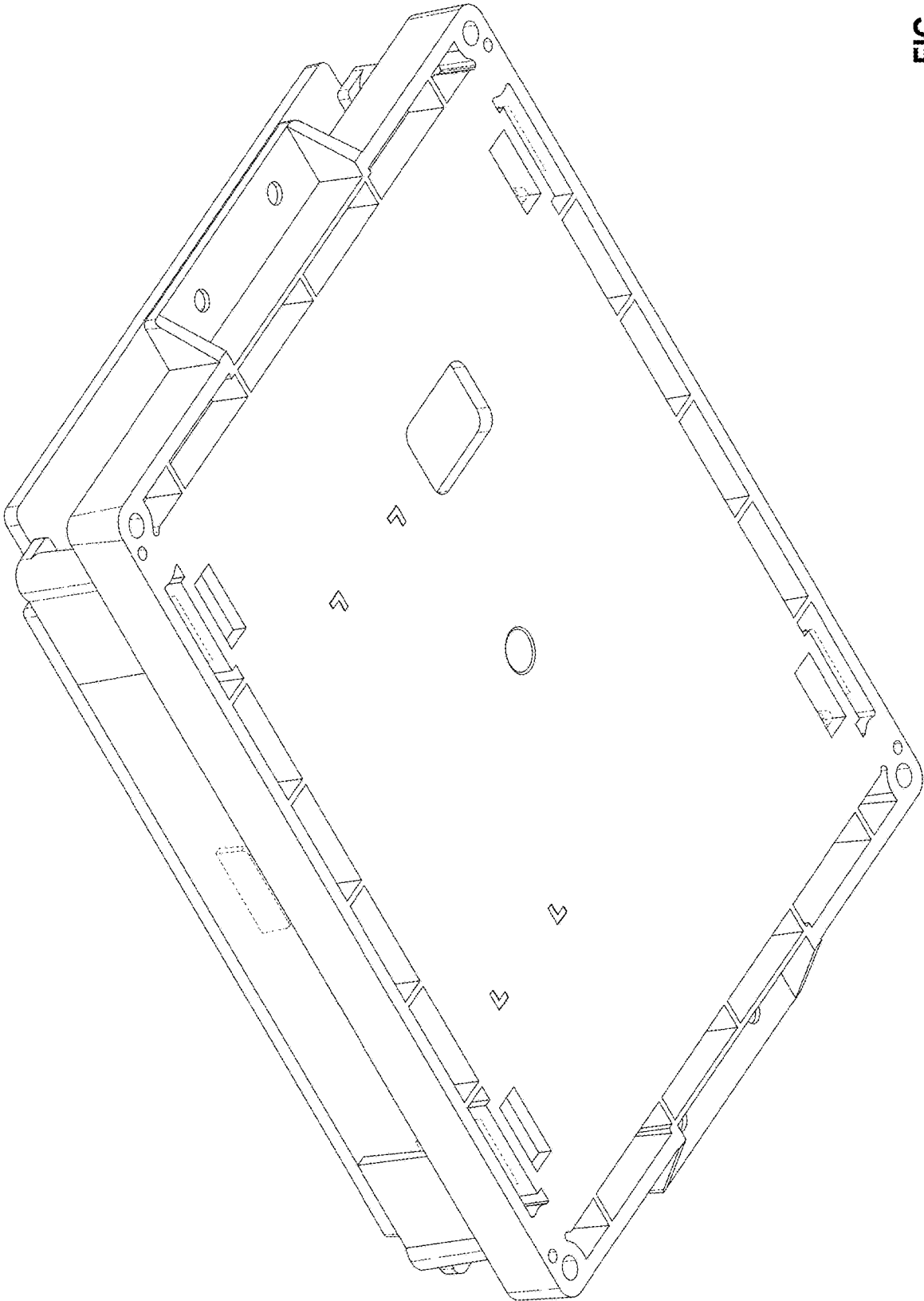


FIG. 4

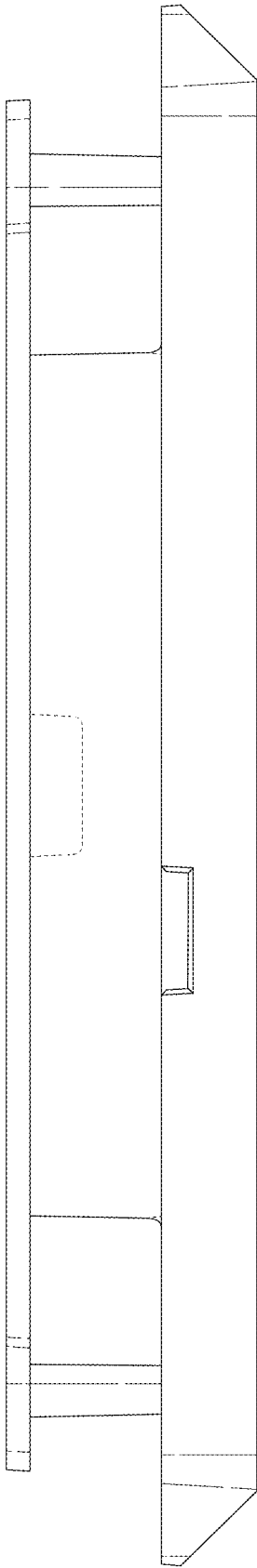


FIG. 5

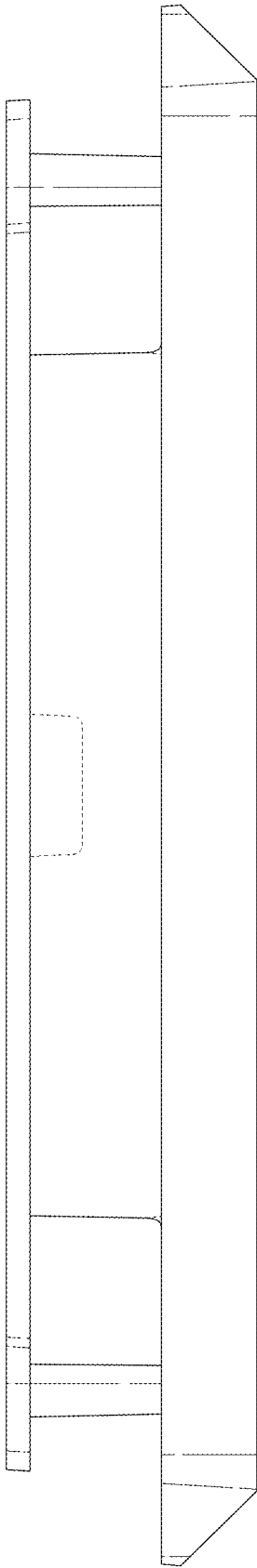


FIG. 6

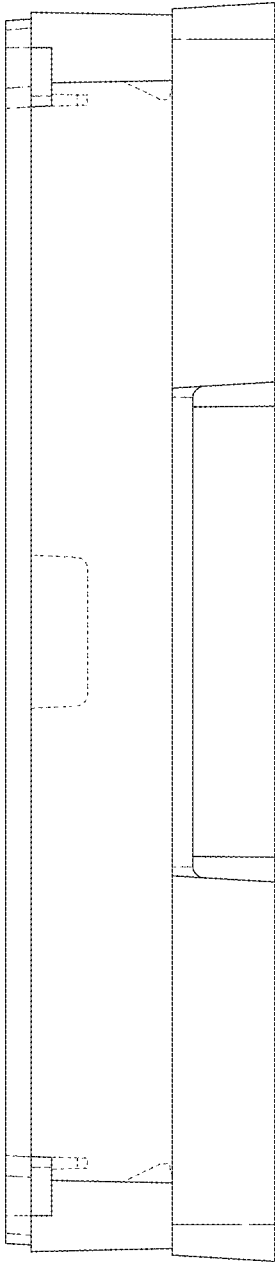


FIG. 7

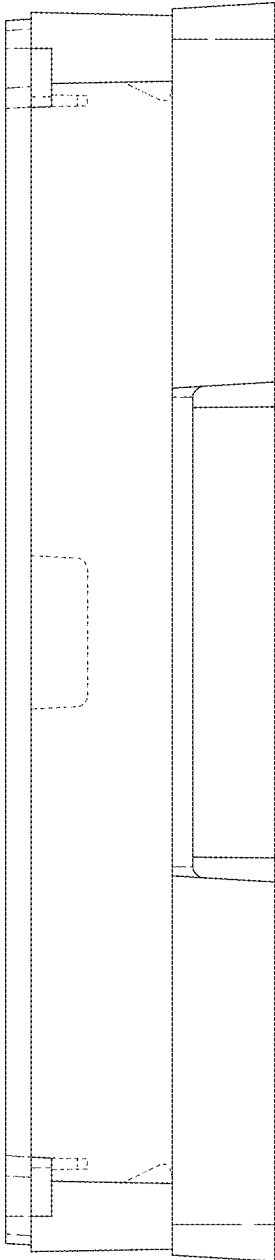


FIG. 8




FIG. 9

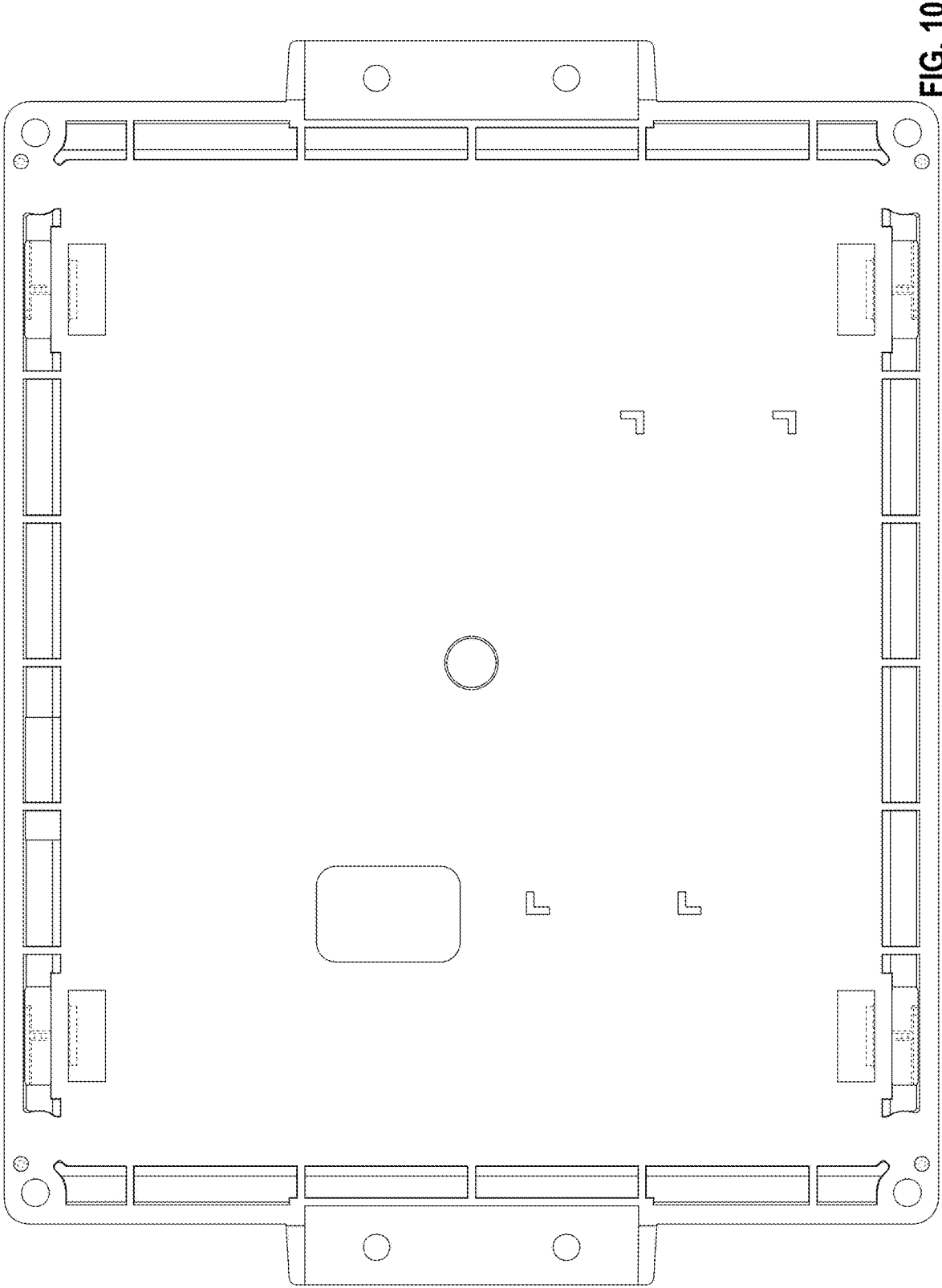


FIG. 10