



US00D540923S

(12) **United States Design Patent**  
**Starck**

(10) **Patent No.:** **US D540,923 S**

(45) **Date of Patent:** **\*\* Apr. 17, 2007**

(54) **SHOWER PANEL**

D519,620 S \* 4/2006 Haug et al. .... D23/304

(75) Inventor: **Philippe Starck**, Paris (FR)

\* cited by examiner

(73) Assignee: **Hansgrohe AG** (DE)

*Primary Examiner*—Robert A. Delehanty  
(74) *Attorney, Agent, or Firm*—Kwadjo Adusei-Poku;  
Lloyd D. Doigan

(\*\*) Term: **14 Years**

(21) Appl. No.: **29/230,790**

(57) **CLAIM**

(22) Filed: **May 26, 2005**

The ornamental design for a shower panel, as shown and described.

(30) **Foreign Application Priority Data**

Nov. 30, 2004 (EM) ..... 000261268

**DESCRIPTION**

(51) **LOC (8) Cl.** ..... **23-02**

FIG. 1 is a front perspective view of a shower panel showing my new design

(52) **U.S. Cl.** ..... **D23/304**

FIG. 2 is a right side elevational view thereof;

(58) **Field of Classification Search** ..... D23/223,  
D23/228–229, 279, 286, 303–304; 4/552,  
4/559, 567–569, 596–597, 601, 615, 900,  
4/DIG. 15

FIG. 3 is a front elevational view thereof;

FIG. 4 is a left side elevational view thereof;

See application file for complete search history.

FIG. 5 is a rear elevational view thereof;

FIG. 6 is a bottom plan view thereof; and,

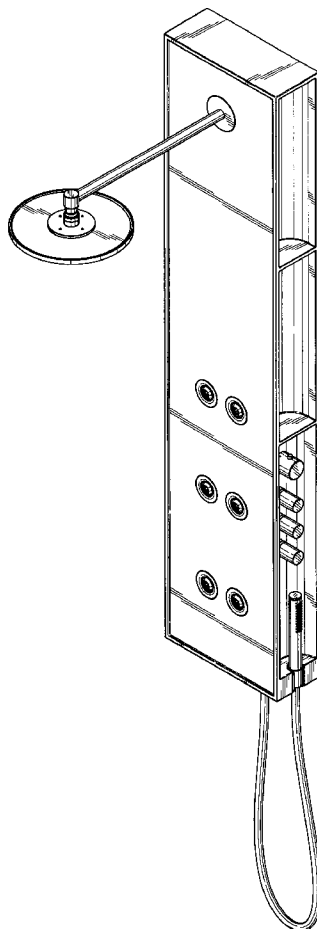
FIG. 7 is a top plan view thereof.

(56) **References Cited**

**U.S. PATENT DOCUMENTS**

2,730,737 A \* 1/1956 Herman ..... 4/559

**1 Claim, 4 Drawing Sheets**



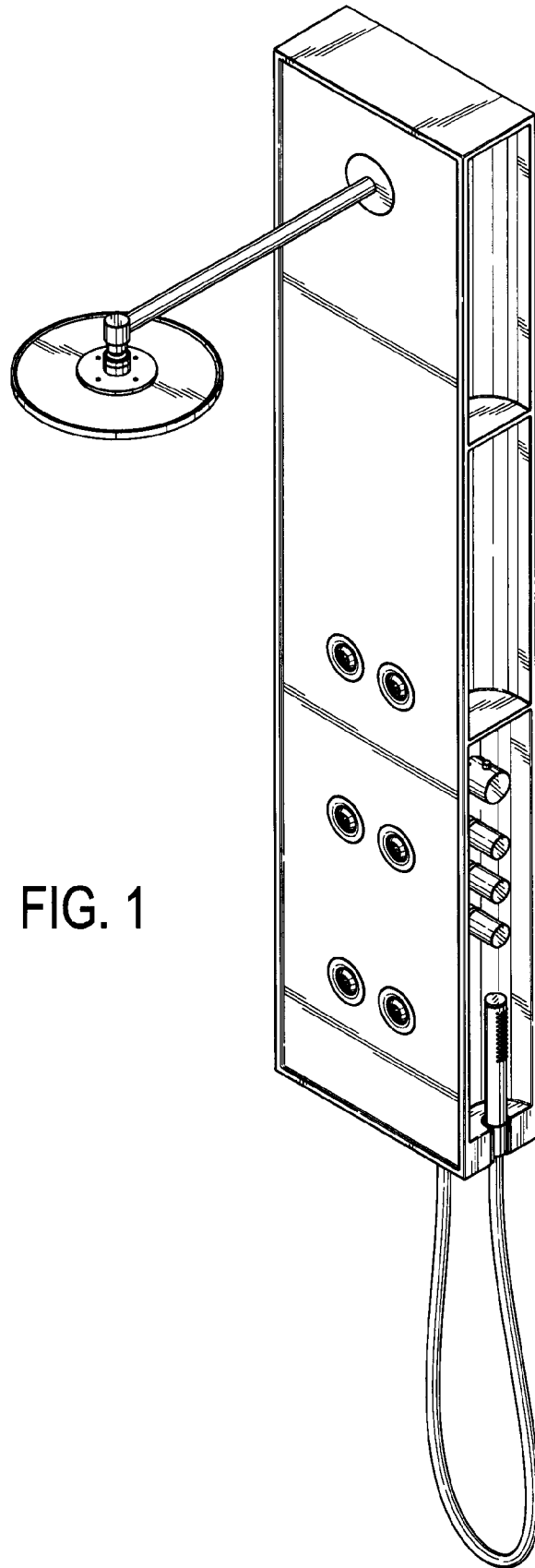
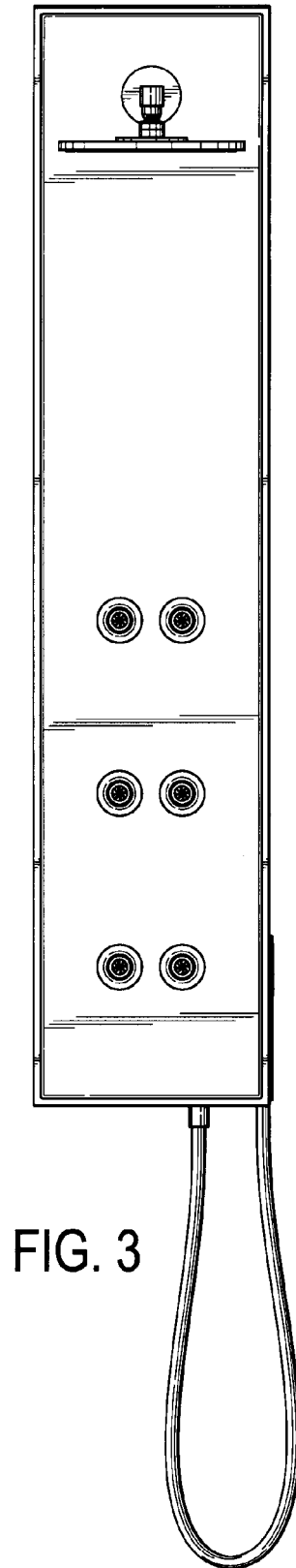
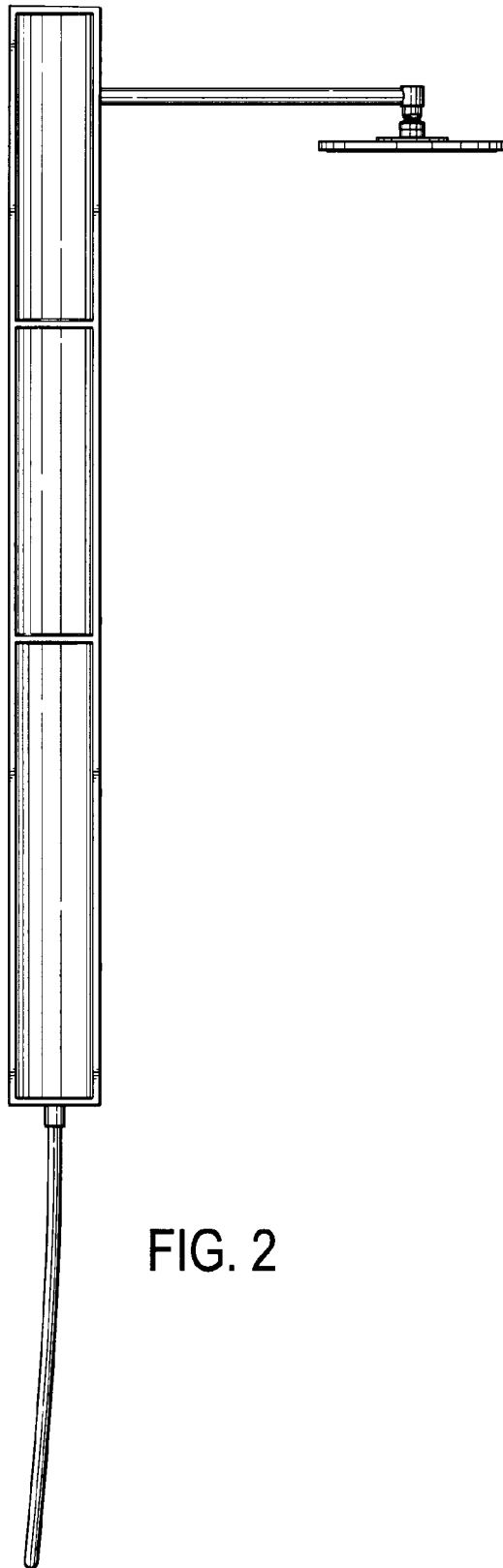


FIG. 1



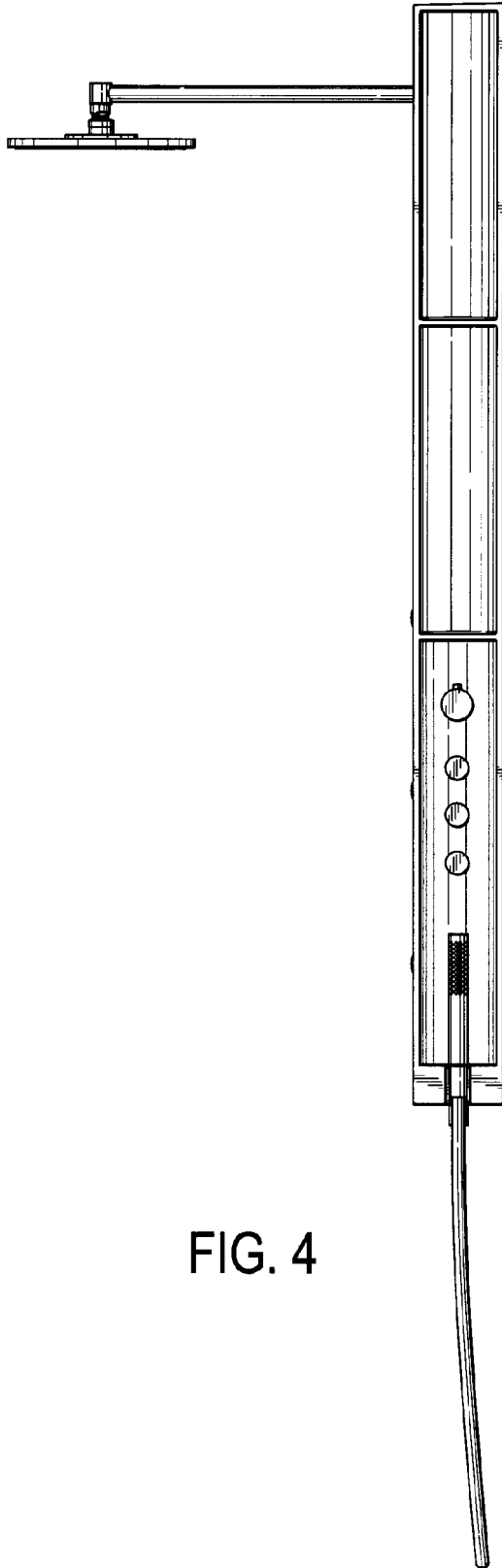


FIG. 4

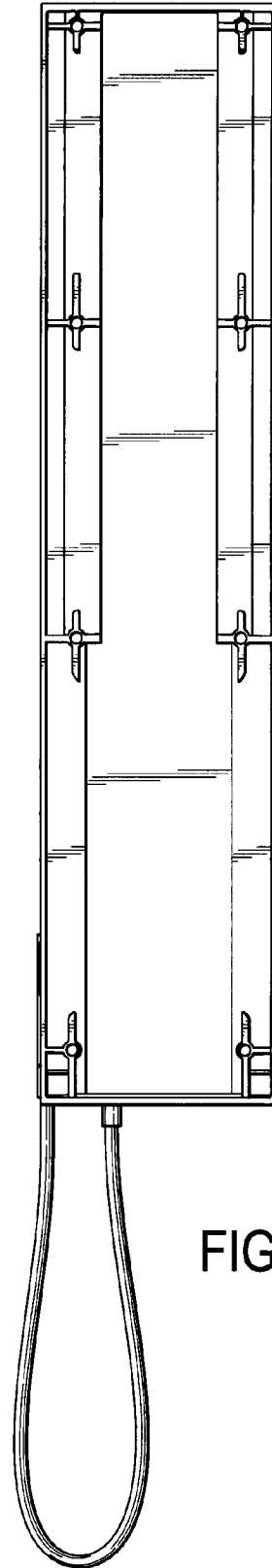


FIG. 5

FIG. 6

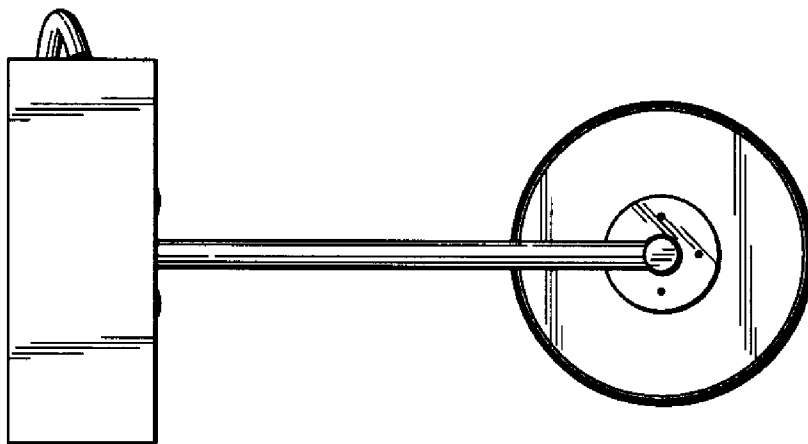
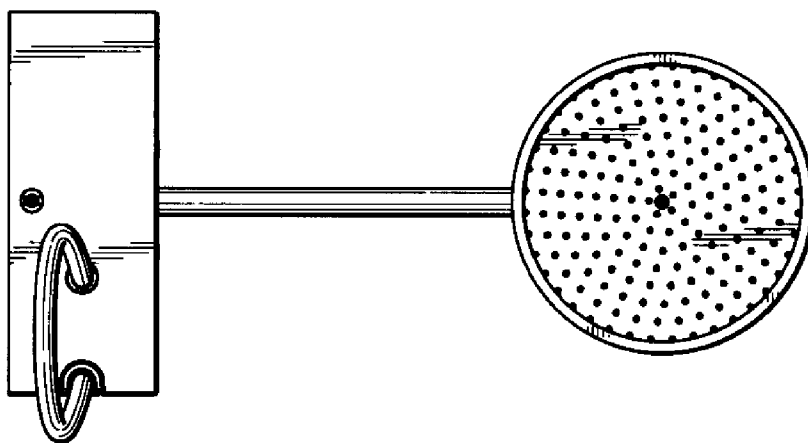


FIG. 7