



US00D944452S

(12) **United States Design Patent**
Li

(10) **Patent No.:** **US D944,452 S**

(45) **Date of Patent:** **** Feb. 22, 2022**

(54) **IPL HAIR REMOVER DEVICE**

(71) Applicant: **Ye Li**, Shenzhen (CN)

(72) Inventor: **Ye Li**, Shenzhen (CN)

(**) Term: **15 Years**

(21) Appl. No.: **29/771,516**

(22) Filed: **Feb. 23, 2021**

(51) **LOC (13) Cl.** **28-03**

(52) **U.S. Cl.**

USPC **D28/44.1**; D24/209; D24/214

(58) **Field of Classification Search**

USPC D28/9, 44, 44.1, 52-54; D24/133, 209, D24/214

CPC B26B 19/00; B26B 19/10; B26B 19/12; B26B 19/02; B26B 19/04; B26B 19/38; A61B 2018/0047; A45D 26/00; A45D 26/0004-0009; A45D 26/0057; A45D 26/0071; A45D 2026/0095

See application file for complete search history.

D820,263 S * 6/2018 Rebello D14/426
D820,464 S 6/2018 Gabriele et al.
D835,845 S 12/2018 Graves et al.
D860,534 S 9/2019 Huang
D880,710 S 4/2020 Amoyal
D891,697 S 7/2020 Van Maanen et al.
D899,688 S * 10/2020 Li D28/44.1
D901,774 S 11/2020 Liu
D905,335 S 12/2020 Kling
D914,898 S * 3/2021 Britt D24/200
2008/0119913 A1* 5/2008 Powell A61N 5/0616
607/88
2015/0150353 A1* 6/2015 Yiu A45D 29/14
132/75.6
2017/0043189 A1* 2/2017 Stoddard A61N 7/02

* cited by examiner

Primary Examiner — Jennifer Rivard

Assistant Examiner — Alison M Ofstun

(74) *Attorney, Agent, or Firm* — Xiaofang Zhong; Law Office of Xiaofang Zhong, PLLC

(57) **CLAIM**

The ornamental design for an IPL hair remover device, as shown and described.

(56) **References Cited**

U.S. PATENT DOCUMENTS

D490,528 S * 5/2004 Cook D24/200
D510,138 S 9/2005 Kim
D660,974 S * 5/2012 Jones D24/209
D664,295 S * 7/2012 Grabes D28/44
D705,992 S 5/2014 Levi et al.
D765,868 S * 9/2016 Pippel D24/187
D773,823 S 12/2016 Wong
D776,874 S * 1/2017 Kling D28/44.1
D782,684 S * 3/2017 Pippel D24/186
D787,083 S * 5/2017 Ely D24/209
D802,305 S 11/2017 Grabes et al.
D802,841 S * 11/2017 Kling D28/44.1
9,814,904 B2 * 11/2017 Jones A61B 18/203

DESCRIPTION

FIG. 1 is a perspective view of an IPL hair remover device showing my new design;

FIG. 2 is a front elevational view thereof;

FIG. 3 is a back elevational view thereof;

FIG. 4 is a right-side elevational view thereof;

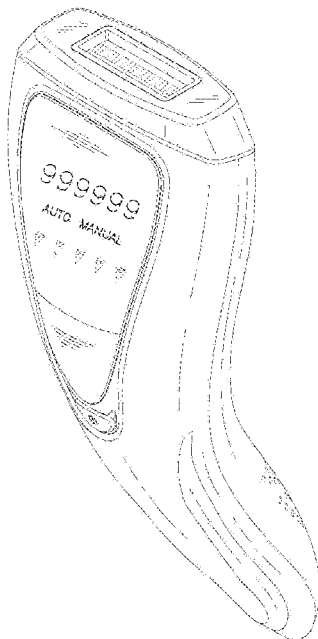
FIG. 5 is a left-side elevational view thereof;

FIG. 6 is a top plan view thereof; and,

FIG. 7 is a bottom plan view thereof.

The broken lines in the drawings depict part of the IPL hair remover device that form no part of the claimed design.

1 Claim, 7 Drawing Sheets



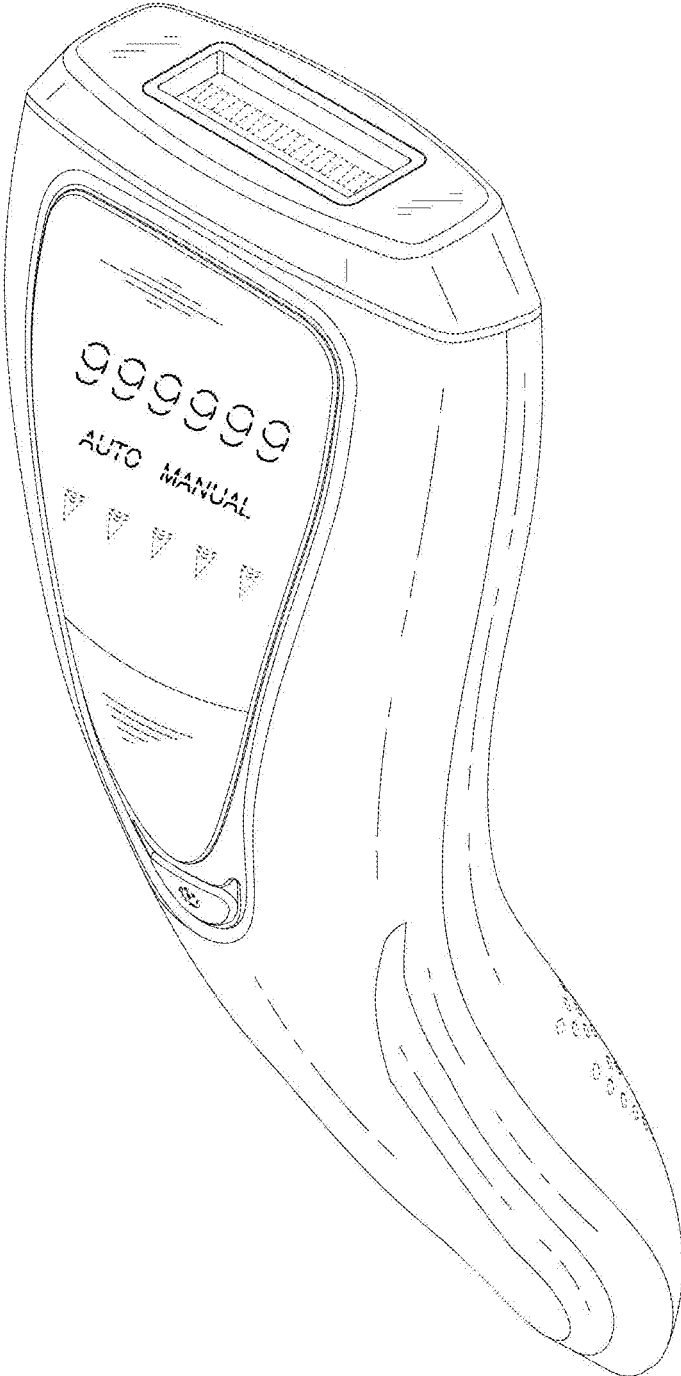


FIG. 1

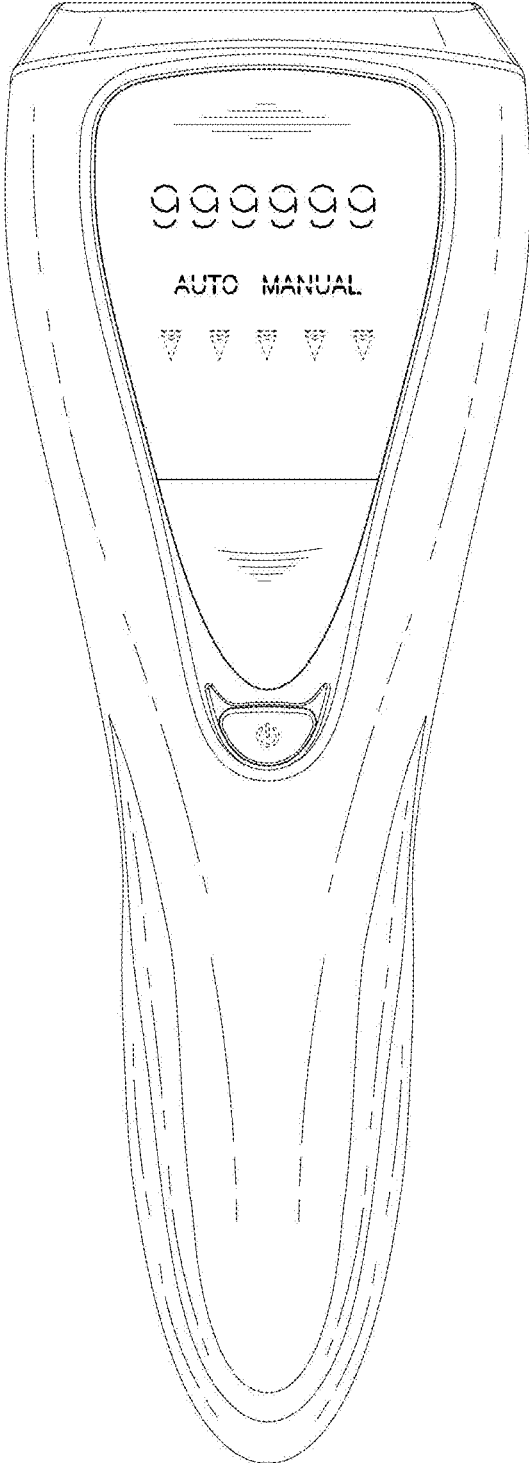


FIG. 2

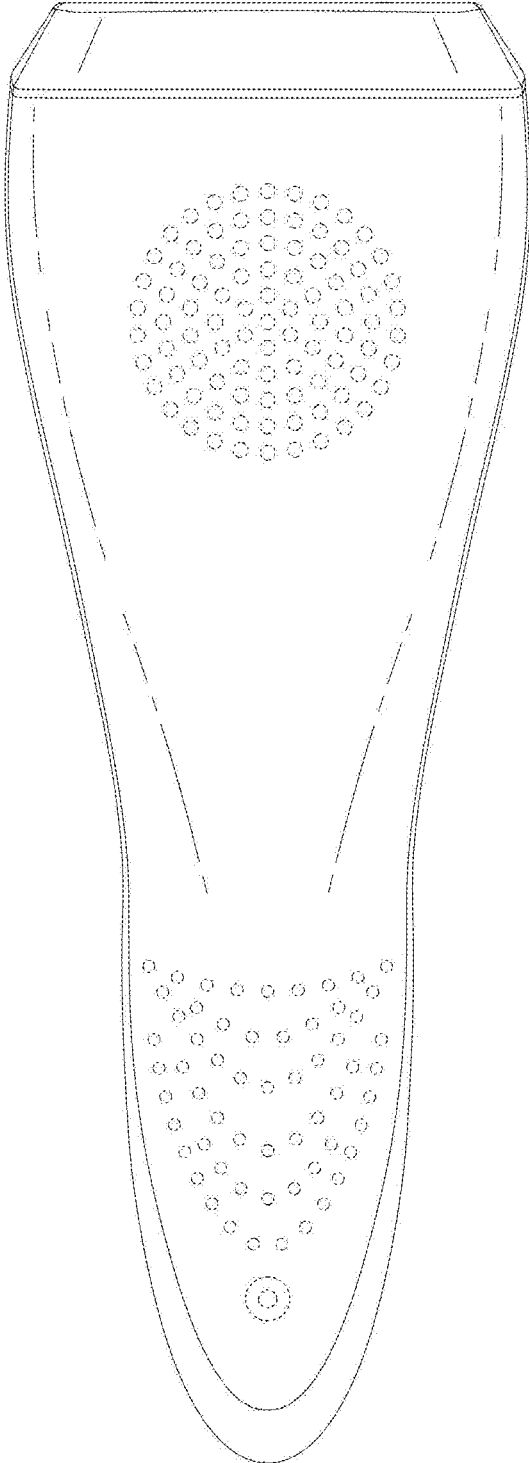


FIG. 3




FIG. 4

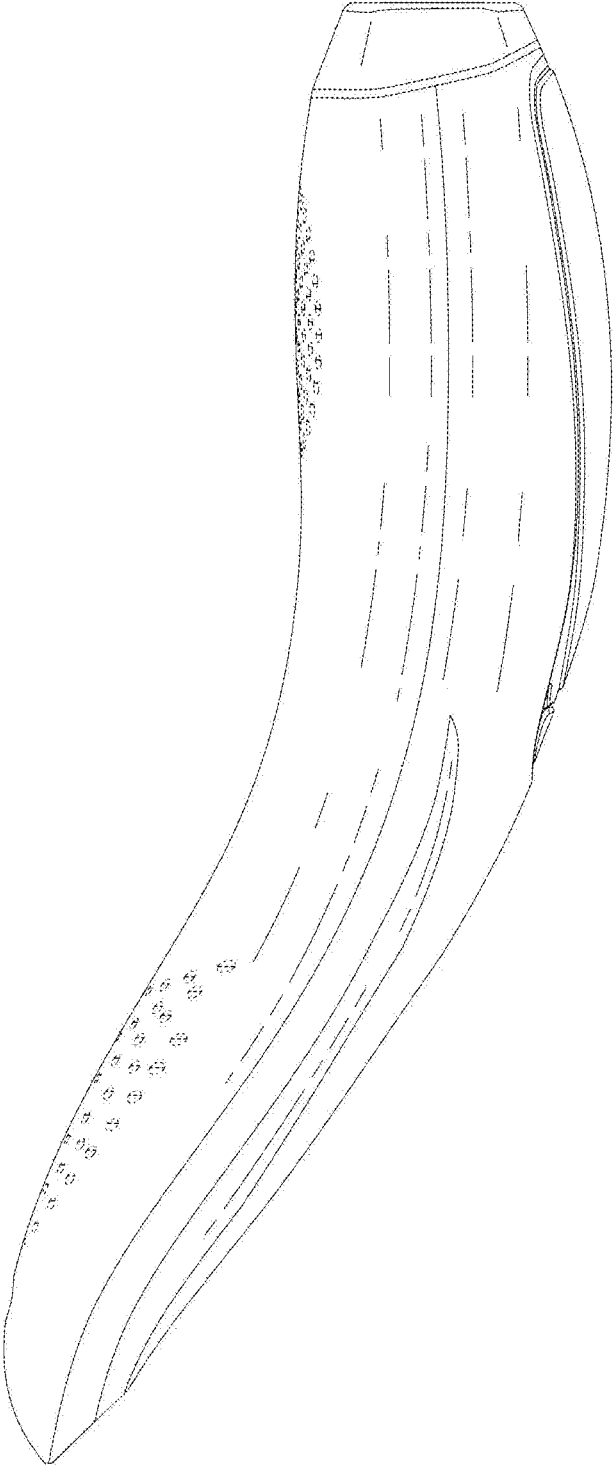


FIG. 5

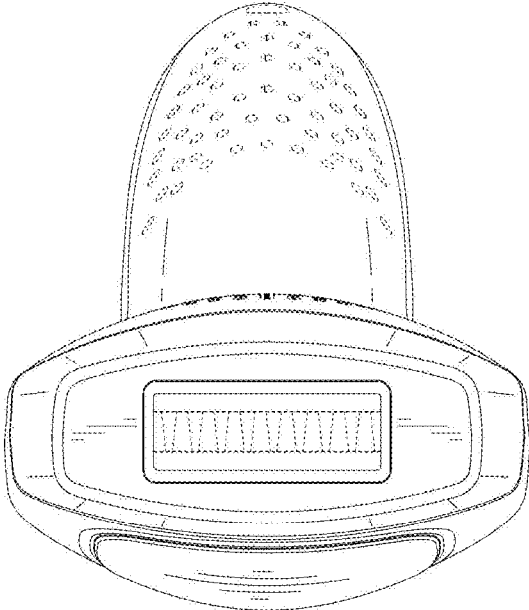


FIG. 6

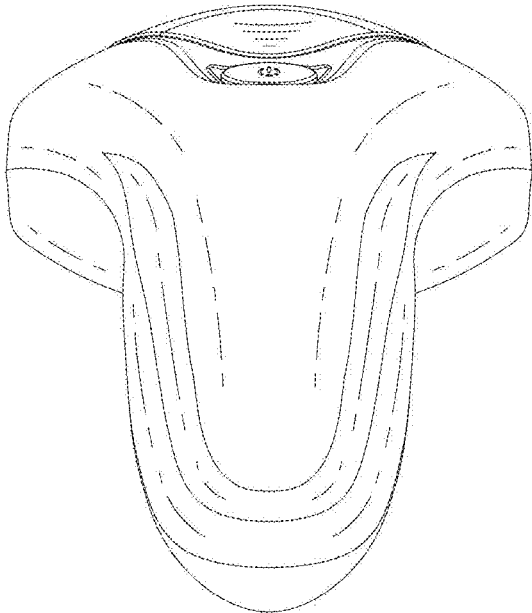


FIG. 7