



(51) International Patent Classification:

C07D 405/12 (2006.01) A61K 31/403 (2006.01)
C07D 209/80 (2006.01) A61P 35/00 (2006.01)

(21) International Application Number:

PCT/US2013/076607

(22) International Filing Date:

19 December 2013 (19.12.2013)

(25) Filing Language:

English

(26) Publication Language:

English

(30) Priority Data:

61/739,892 20 December 2012 (20.12.2012) US
61/750,646 9 January 2013 (09.01.2013) US
61/769,886 27 February 2013 (27.02.2013) US

(71) Applicant: CONCERT PHARMACEUTICALS, INC.
[US/US]; 99 Hayden Avenue, Suite 500, Lexington, Mas-
sachusetts 02421 (US).

(72) Inventor: TUNG, Roger; 99 Hayden Ave, #500, Lexing-
ton, Massachusetts 02421 (US).

(74) Agent: LAVOIE, Teresa A.; Fish & Richardson P.C.,
P.O. Box 1022, Minneapolis, Minnesota 55440-1022 (US).

(81) Designated States (unless otherwise indicated, for every
kind of national protection available): AE, AG, AL, AM,
AO, AT, AU, AZ, BA, BB, BG, BH, BN, BR, BW, BY,
BZ, CA, CH, CL, CN, CO, CR, CU, CZ, DE, DK, DM,

DO, DZ, EC, EE, EG, ES, FI, GB, GD, GE, GH, GM, GT,
HN, HR, HU, ID, IL, IN, IR, IS, JP, KE, KG, KN, KP, KR,
KZ, LA, LC, LK, LR, LS, LT, LU, LY, MA, MD, ME,
MG, MK, MN, MW, MX, MY, MZ, NA, NG, NI, NO, NZ,
OM, PA, PE, PG, PH, PL, PT, QA, RO, RS, RU, RW, SA,
SC, SD, SE, SG, SK, SL, SM, ST, SV, SY, TH, TJ, TM,
TN, TR, TT, TZ, UA, UG, US, UZ, VC, VN, ZA, ZM,
ZW.

(84) Designated States (unless otherwise indicated, for every
kind of regional protection available): ARIPO (BW, GH,
GM, KE, LR, LS, MW, MZ, NA, RW, SD, SL, SZ, TZ,
UG, ZM, ZW), Eurasian (AM, AZ, BY, KG, KZ, RU, TJ,
TM), European (AL, AT, BE, BG, CH, CY, CZ, DE, DK,
EE, ES, FI, FR, GB, GR, HR, HU, IE, IS, IT, LT, LU, LV,
MC, MK, MT, NL, NO, PL, PT, RO, RS, SE, SI, SK, SM,
TR), OAPI (BF, BJ, CF, CG, CI, CM, GA, GN, GQ, GW,
KM, ML, MR, NE, SN, TD, TG).

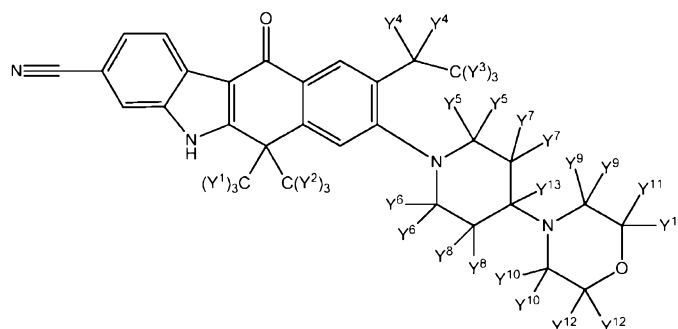
Declarations under Rule 4.17:

- as to applicant's entitlement to apply for and be granted a
patent (Rule 4.17(ii))
- as to the applicant's entitlement to claim the priority of the
earlier application (Rule 4.17(iii))

Published:

- with international search report (Art. 21(3))

(54) Title: DEUTERATED ALK INHIBITORS



(57) Abstract: This invention relates to novel ALK inhibitors of Formula I: as defined in the specification, and pharmaceutically ac-
ceptable salts thereof. This invention also provides compositions comprising a compound of this invention and the use of such com-
positions in methods of treating diseases and conditions that are beneficially treated by administering ALK inhibitors.

DEUTERATED ALK INHIBITORS

Cross-Reference to Related Applications

[1] This application claims the benefit of U.S. Provisional Application Serial No. 61/739,892, filed December 20, 2012; U.S. Provisional Application Serial No. 61/750,646, filed January 9, 2013; and U.S. Provisional Application Serial No. 61/769,886, filed February 27, 2013. The disclosures of the prior applications are considered part of (and are incorporated by reference in) the disclosure of this application.

Field of the Invention

[2] This invention relates to novel ALK inhibitors, and pharmaceutically acceptable salts thereof. This invention also provides compositions comprising a compound of this invention and the use of such compositions in methods of treating diseases and conditions that are beneficially treated by administering ALK inhibitors.

Background of the Invention

[3] Many current medicines suffer from poor absorption, distribution, metabolism and/or excretion (ADME) properties that prevent their wider use or limit their use in certain indications. Poor ADME properties are also a major reason for the failure of drug candidates in clinical trials. While formulation technologies and prodrug strategies can be employed in some cases to improve certain ADME properties, these approaches often fail to address the underlying ADME problems that exist for many drugs and drug candidates. One such problem is rapid metabolism that causes a number of drugs, which otherwise would be highly effective in treating a disease, to be cleared too rapidly from the body. A possible solution to rapid drug clearance is frequent or high dosing to attain a sufficiently high plasma level of drug. This, however, introduces a number of potential treatment problems such as poor patient compliance with the dosing regimen, side effects that become more acute with higher doses, and increased cost of treatment. A rapidly metabolized drug may also expose patients to undesirable toxic or reactive metabolites.

[4] Another ADME limitation that affects many medicines is the formation of toxic or biologically reactive metabolites. As a result, some patients receiving the drug may

experience toxicities, or the safe dosing of such drugs may be limited such that patients receive a suboptimal amount of the active agent. In certain cases, modifying dosing intervals or formulation approaches can help to reduce clinical adverse effects, but often the formation of such undesirable metabolites is intrinsic to the metabolism of the compound.

[5] In some select cases, a metabolic inhibitor will be co-administered with a drug that is cleared too rapidly. Such is the case with the protease inhibitor class of drugs that are used to treat HIV infection. The FDA recommends that these drugs be co-dosed with ritonavir, an inhibitor of cytochrome P450 enzyme 3A4 (CYP3A4), the enzyme typically responsible for their metabolism (see Kempf, D.J. et al., *Antimicrobial agents and chemotherapy*, 1997, 41(3): 654-60). Ritonavir, however, causes adverse effects and adds to the pill burden for HIV patients who must already take a combination of different drugs. Similarly, the CYP2D6 inhibitor quinidine has been added to dextromethorphan for the purpose of reducing rapid CYP2D6 metabolism of dextromethorphan in a treatment of pseudobulbar affect. Quinidine, however, has unwanted side effects that greatly limit its use in potential combination therapy (see Wang, L et al., *Clinical Pharmacology and Therapeutics*, 1994, 56(6 Pt 1): 659-67; and FDA label for quinidine at www.accessdata.fda.gov).

[6] In general, combining drugs with cytochrome P450 inhibitors is not a satisfactory strategy for decreasing drug clearance. The inhibition of a CYP enzyme's activity can affect the metabolism and clearance of other drugs metabolized by that same enzyme. CYP inhibition can cause other drugs to accumulate in the body to toxic levels.

[7] A potentially attractive strategy for improving a drug's metabolic properties is deuterium modification. In this approach, one attempts to slow the CYP-mediated metabolism of a drug or to reduce the formation of undesirable metabolites by replacing one or more hydrogen atoms with deuterium atoms. Deuterium is a safe, stable, non-radioactive isotope of hydrogen. Compared to hydrogen, deuterium forms stronger bonds with carbon. In select cases, the increased bond strength imparted by deuterium can positively impact the ADME properties of a drug, creating the potential for improved drug efficacy, safety, and/or tolerability. At the same time, because the size and shape of deuterium are essentially identical to those of hydrogen, replacement of hydrogen by

deuterium would not be expected to affect the biochemical potency and selectivity of the drug as compared to the original chemical entity that contains only hydrogen.

[8] Over the past 35 years, the effects of deuterium substitution on the rate of metabolism have been reported for a very small percentage of approved drugs (see, e.g., Blake, MI et al, J Pharm Sci, 1975, 64:367-91; Foster, AB, Adv Drug Res 1985, 14:1-40 (“Foster”); Kushner, DJ et al, Can J Physiol Pharmacol 1999, 79-88; Fisher, MB et al, Curr Opin Drug Discov Devel, 2006, 9:101-09 (“Fisher”)). The results have been variable and unpredictable. For some compounds deuteration caused decreased metabolic clearance *in vivo*. For others, there was no change in metabolism. Still others demonstrated increased metabolic clearance. The variability in deuterium effects has also led experts to question or dismiss deuterium modification as a viable drug design strategy for inhibiting adverse metabolism (see Foster at p. 35 and Fisher at p. 101).

[9] The effects of deuterium modification on a drug’s metabolic properties are not predictable even when deuterium atoms are incorporated at known sites of metabolism. Only by actually preparing and testing a deuterated drug can one determine if and how the rate of metabolism will differ from that of its non-deuterated counterpart. *See*, for example, Fukuto et al. (J. Med. Chem. 1991, 34, 2871-76). Many drugs have multiple sites where metabolism is possible. The site(s) where deuterium substitution is required and the extent of deuteration necessary to see an effect on metabolism, if any, will be different for each drug.

[10] CH-5424802 (chemically described as 9-ethyl-6,6-dimethyl-8-[4-(4-morpholinyl)piperidin-1-yl]-11-oxo-6,11-dihydro-5H-benzo[b]carbazole-3-carbonitrile) is an orally bioavailable inhibitor of anaplastic lymphoma kinase (ALK) that is active *in vitro* and *in vivo* against ALK-positive nonsmall cell lung cancer (NSCLC). Current ALK inhibitors, such as crizotinib, can be poorly active or inactive against NSCLC mutants that bear a gatekeeper mutation, including L1196M, that block their binding to the protein. CH-5424802 is active against L1196M-bearing ALK positive NSCLC and has demonstrated potent anti-cancer activity in NSCLC patients.

[11] Patients treated with CH-5424802 in a Phase 1/2 clinical study experienced adverse effects including grade 3 hypophosphatemia, neutropenia, increased plasma CPK

levels, and hypermagnesemia. Despite the beneficial effects observed with CH-5424802, further advances in the inhibition of anaplastic lymphoma kinase are needed.

A deuterated derivative of CH-5424802 is shown in published patent application US20120083488A1.

[12] Despite the beneficial activities of CH-5424802, there is a continuing need for new compounds to treat the aforementioned diseases and conditions.

Detailed Description of the Invention

[13] The term “treat” means decrease, suppress, attenuate, diminish, arrest, or stabilize the development or progression of a disease (e.g., a disease or disorder delineated herein), lessen the severity of the disease or improve the symptoms associated with the disease.

[14] “Disease” means any condition or disorder that damages or interferes with the normal function of a cell, tissue, or organ.

[15] It will be recognized that some variation of natural isotopic abundance occurs in a synthesized compound depending upon the origin of chemical materials used in the synthesis. Thus, a preparation of CH-5424802 will inherently contain small amounts of deuterated isotopologues. The concentration of naturally abundant stable hydrogen and carbon isotopes, notwithstanding this variation, is small and immaterial as compared to the degree of stable isotopic substitution of compounds of this invention. See, for instance, Wada, E et al., *Seikagaku*, 1994, 66:15; Gannes, LZ et al., *Comp Biochem Physiol Mol Integr Physiol*, 1998, 119:725.

[16] In the compounds of this invention any atom not specifically designated as a particular isotope is meant to represent any stable isotope of that atom. Unless otherwise stated, when a position is designated specifically as “H” or “hydrogen”, the position is understood to have hydrogen at its natural abundance isotopic composition. Also unless otherwise stated, when a position is designated specifically as “D” or “deuterium”, the position is understood to have deuterium at an abundance that is at least 3000 times greater than the natural abundance of deuterium, which is 0.015% (i.e., at least 45% incorporation of deuterium).

[17] The term “isotopic enrichment factor” as used herein means the ratio between the isotopic abundance and the natural abundance of a specified isotope.

[18] In other embodiments, a compound of this invention has an isotopic enrichment factor for each designated deuterium atom of at least 3500 (52.5% deuterium incorporation at each designated deuterium atom), at least 4000 (60% deuterium incorporation), at least 4500 (67.5% deuterium incorporation), at least 5000 (75% deuterium), at least 5500 (82.5% deuterium incorporation), at least 6000 (90% deuterium incorporation), at least 6333.3 (95% deuterium incorporation), at least 6466.7 (97% deuterium incorporation), at least 6600 (99% deuterium incorporation), or at least 6633.3 (99.5% deuterium incorporation).

[19] The term “isotopologue” refers to a species in which the chemical structure differs from a specific compound of this invention only in the isotopic composition thereof.

[20] The term “compound,” when referring to a compound of this invention, refers to a collection of molecules having an identical chemical structure, except that there may be isotopic variation among the constituent atoms of the molecules. Thus, it will be clear to those of skill in the art that a compound represented by a particular chemical structure containing indicated deuterium atoms, will also contain lesser amounts of isotopologues having hydrogen atoms at one or more of the designated deuterium positions in that structure. The relative amount of such isotopologues in a compound of this invention will depend upon a number of factors including the isotopic purity of deuterated reagents used to make the compound and the efficiency of incorporation of deuterium in the various synthesis steps used to prepare the compound. However, as set forth above the relative amount of such isotopologues *in toto* will be less than 49.9% of the compound. In other embodiments, the relative amount of such isotopologues *in toto* will be less than 47.5%, less than 40%, less than 32.5%, less than 25%, less than 17.5%, less than 10%, less than 5%, less than 3%, less than 1%, or less than 0.5% of the compound.

[21] The invention also provides salts of the compounds of the invention.

[22] A salt of a compound of this invention is formed between an acid and a basic group of the compound, such as an amino functional group, or a base and an acidic group of the compound, such as a carboxyl functional group. According to another embodiment, the compound is a pharmaceutically acceptable acid addition salt.

[23] The term “pharmaceutically acceptable,” as used herein, refers to a component that is, within the scope of sound medical judgment, suitable for use in contact with the

tissues of humans and other mammals without undue toxicity, irritation, allergic response and the like, and are commensurate with a reasonable benefit/risk ratio. A

“pharmaceutically acceptable salt” means any non-toxic salt that, upon administration to a recipient, is capable of providing, either directly or indirectly, a compound of this invention. A “pharmaceutically acceptable counterion” is an ionic portion of a salt that is not toxic when released from the salt upon administration to a recipient.

[24] Acids commonly employed to form pharmaceutically acceptable salts include inorganic acids such as hydrogen bisulfide, hydrochloric acid, hydrobromic acid, hydroiodic acid, sulfuric acid and phosphoric acid, as well as organic acids such as paratoluenesulfonic acid, salicylic acid, tartaric acid, bitartaric acid, ascorbic acid, maleic acid, besylic acid, fumaric acid, gluconic acid, glucuronic acid, formic acid, glutamic acid, methanesulfonic acid, ethanesulfonic acid, benzenesulfonic acid, lactic acid, oxalic acid, para-bromophenylsulfonic acid, carbonic acid, succinic acid, citric acid, benzoic acid and acetic acid, as well as related inorganic and organic acids. Such pharmaceutically acceptable salts thus include sulfate, pyrosulfate, bisulfate, sulfite, bisulfite, phosphate, monohydrogenphosphate, dihydrogenphosphate, metaphosphate, pyrophosphate, chloride, bromide, iodide, acetate, propionate, decanoate, caprylate, acrylate, formate, isobutyrate, caprate, heptanoate, propiolate, oxalate, malonate, succinate, suberate, sebacate, fumarate, maleate, butyne-1,4-dioate, hexyne-1,6-dioate, benzoate, chlorobenzoate, methylbenzoate, dinitrobenzoate, hydroxybenzoate, methoxybenzoate, phthalate, terephthalate, sulfonate, xylene sulfonate, phenylacetate, phenylpropionate, phenylbutyrate, citrate, lactate, β -hydroxybutyrate, glycolate, maleate, tartrate, methanesulfonate, propanesulfonate, naphthalene-1-sulfonate, naphthalene-2-sulfonate, mandelate and other salts. In one embodiment, pharmaceutically acceptable acid addition salts include those formed with mineral acids such as hydrochloric acid and hydrobromic acid, and especially those formed with organic acids such as maleic acid.

[25] The pharmaceutically acceptable salt may also be a salt of a compound of the present invention having an acidic functional group, such as a carboxylic acid functional group, and a base. Exemplary bases include, but are not limited to, hydroxide of alkali metals including sodium, potassium, and lithium; hydroxides of alkaline earth metals such as calcium and magnesium; hydroxides of other metals, such as aluminum and zinc;

ammonia, organic amines such as unsubstituted or hydroxyl-substituted mono-, di-, or tri-alkylamines, dicyclohexylamine; tributyl amine; pyridine; N-methyl, N-ethylamine; diethylamine; triethylamine; mono-, bis-, or tris-(2-OH-(C₁-C₆)-alkylamine), such as N,N-dimethyl-N-(2-hydroxyethyl)amine or tri-(2-hydroxyethyl)amine; N-methyl-D-glucamine; morpholine; thiomorpholine; piperidine; pyrrolidine; and amino acids such as arginine, lysine, and the like.

[26] The compounds of the present invention (e.g., compounds of Formula I), may contain an asymmetric carbon atom, for example, as the result of deuterium substitution or otherwise. As such, compounds of this invention can exist as either individual enantiomers, or mixtures of the two enantiomers. Accordingly, a compound of the present invention may exist as either a racemic mixture or a scalemic mixture, or as individual respective stereoisomers that are substantially free from another possible stereoisomer. The term “substantially free of other stereoisomers” as used herein means less than 25% of other stereoisomers, preferably less than 10% of other stereoisomers, more preferably less than 5% of other stereoisomers and most preferably less than 2% of other stereoisomers are present. Methods of obtaining or synthesizing an individual enantiomer for a given compound are known in the art and may be applied as practicable to final compounds or to starting material or intermediates.

[27] Unless otherwise indicated, when a disclosed compound is named or depicted by a structure without specifying the stereochemistry and has one or more chiral centers, it is understood to represent all possible stereoisomers of the compound.

[28] The term “stable compounds,” as used herein, refers to compounds which possess stability sufficient to allow for their manufacture and which maintain the integrity of the compound for a sufficient period of time to be useful for the purposes detailed herein (e.g., formulation into therapeutic products, intermediates for use in production of therapeutic compounds, isolatable or storable intermediate compounds, treating a disease or condition responsive to therapeutic agents).

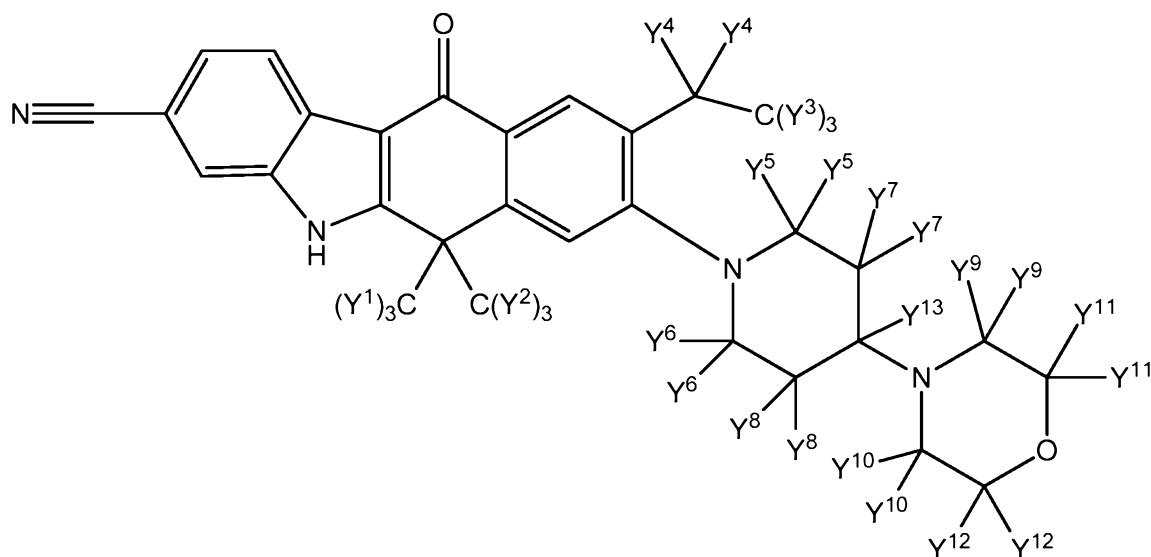
[29] “D” and “d” both refer to deuterium. “Stereoisomer” refers to both enantiomers and diastereomers. “Tert” and “t-” each refer to tertiary. “US” refers to the United States of America.

[30] Throughout this specification, a variable may be referred to generally (e.g., “each

R") or may be referred to specifically (e.g., R¹, R², R³, etc.). Unless otherwise indicated, when a variable is referred to generally, it is meant to include all specific embodiments of that particular variable.

Therapeutic Compounds

[31] The present invention provides a compound of Formula I:



[32] (I), or a pharmaceutically acceptable salt thereof,
wherein

- each Y¹ is hydrogen or deuterium;
- each Y² is hydrogen or deuterium;
- each Y³ is hydrogen or deuterium;
- each Y⁴ is hydrogen or deuterium;
- each Y⁵ is hydrogen or deuterium;
- each Y⁶ is hydrogen or deuterium;
- each Y⁷ is hydrogen or deuterium;
- each Y⁸ is hydrogen or deuterium;
- each Y⁹ is hydrogen or deuterium;
- each Y¹⁰ is hydrogen or deuterium;
- each Y¹¹ is hydrogen or deuterium;

each Y^{12} is hydrogen or deuterium; and

Y^{13} is hydrogen or deuterium;

provided that if each Y^1 , each Y^2 , each Y^3 , each Y^5 , each Y^6 , each Y^7 , each Y^8 , each Y^9 , each Y^{10} , each Y^{11} , each Y^{12} is hydrogen, and Y^{13} is hydrogen, then each Y^4 is deuterium; and provided that if each Y^9 , each Y^{10} , each Y^{11} , and each Y^{12} is deuterium, then at least one additional Y is deuterium.

[33] In one embodiment, each Y^5 is deuterium. In one aspect of this embodiment, each Y^6 is hydrogen. In another aspect of this embodiment, each Y^6 is deuterium. In one more particular aspect of this embodiment, each Y^6 is deuterium, each Y^7 is deuterium, and each Y^8 is deuterium. In another more particular aspect of this embodiment, each Y^6 is deuterium, each Y^7 is hydrogen, and each Y^8 is hydrogen.

[34] In one embodiment, each Y^6 is deuterium. In one aspect of this embodiment, each Y^5 is hydrogen.

[35] In one embodiment, each Y^7 is deuterium. In one aspect of this embodiment, each Y^8 is hydrogen. In another aspect of this embodiment, each Y^8 is deuterium. In one more particular aspect of this embodiment, each Y^8 is deuterium, each Y^5 is hydrogen, and each Y^6 is hydrogen.

[36] In one embodiment, each Y^8 is deuterium. In one aspect of this embodiment, each Y^7 is hydrogen.

[37] In any one of the preceding embodiments or aspects, Y^{13} is the same as each Y^7 which is the same as each Y^8 .

[38] In one embodiment, each Y^9 is deuterium. In one aspect of this embodiment, each Y^{10} is hydrogen. In another aspect of this embodiment, each Y^{10} is deuterium each Y^{11} is deuterium, and each Y^{12} is deuterium. In another aspect of this embodiment, each Y^{10} is deuterium each Y^{11} is hydrogen, and each Y^{12} is hydrogen.

[39] In one embodiment, each Y^{10} is deuterium. In one aspect of this embodiment, each Y^9 is hydrogen.

[40] In one embodiment, each Y^{11} is deuterium. In one aspect of this embodiment, each Y^{12} is hydrogen. In another aspect of this embodiment, each Y^{12} is deuterium. In one more particular aspect of this embodiment, each Y^{12} is deuterium, each Y^9 is hydrogen, and each Y^{10} is hydrogen.

[41] In one embodiment, each Y^{12} is deuterium. In one aspect of this embodiment, each Y^{11} is hydrogen.

[42] In one embodiment each Y^4 is deuterium. In another embodiment each Y^4 is hydrogen.

[43] In one embodiment Y^{13} is deuterium. In another embodiment Y^{13} is hydrogen.

[44] In one embodiment, the compound of Formula I is any one of the compounds in Table 1, wherein each Y^1 is the same as each Y^2 ; each Y^9 is hydrogen; each Y^{10} is hydrogen; each Y^{11} is hydrogen; and Y^{12} is hydrogen; each Y^5 is the same as each Y^6 ; and each Y^7 is the same as each Y^8 and as Y^{13} :

Table 1: Examples of Specific Compounds of Formula I

Compound	Each Y^3	Each Y^4	Each $Y^5 = \text{each } Y^6$	each $Y^7 = \text{each } Y^8 = Y^{13}$	each $Y^1 = \text{each } Y^2$
101	H	H	H	D	H
102	H	H	D	H	H
103	H	H	D	D	H
104	H	D	H	H	H
105	H	D	H	D	H
106	H	D	D	H	H
107	H	D	D	D	H
108	D	H	H	H	H
109	D	H	H	D	H
110	D	H	D	H	H
111	D	H	D	D	H
112	D	D	H	H	H

Compound	Each Y ³	Each Y ⁴	Each Y ⁵ = each Y ⁶	each Y ⁷ = each Y ⁸ = Y ¹³	each Y ¹ = each Y ²
113	D	D	H	D	H
114	D	D	D	H	H
115	D	D	D	D	H
116	H	H	H	H	D
117	H	H	H	D	D
118	H	H	D	H	D
119	H	H	D	D	D
120	H	D	H	H	D
121	H	D	H	D	D
122	H	D	D	H	D
123	H	D	D	D	D
124	D	H	H	H	D
125	D	H	H	D	D
126	D	H	D	H	D
127	D	H	D	D	D
128	D	D	H	H	D
129	D	D	H	D	D
130	D	D	D	H	D
131	D	D	D	D	D

or a pharmaceutically acceptable salt thereof, wherein any atom not designated as

deuterium is present at its natural isotopic abundance.

[45] In one embodiment, the compound of Formula I is any one of the compounds in Table 2, wherein each Y^1 is the same as each Y^2 ; each Y^9 is deuterium; each Y^{10} is deuterium; each Y^{11} is deuterium; Y^{12} is deuterium; each Y^5 is the same as each Y^6 ; and each Y^7 is the same as each Y^8 and as Y^{13} :

Table 2: Examples of Specific Compounds of Formula I

Compound	Each Y^3	Each Y^4	Each $Y^5 = \text{each } Y^6$	each $Y^7 = \text{each } Y^8 = Y^{13}$	each $Y^1 = \text{each } Y^2$
200	H	H	H	H	H
201	H	H	H	D	H
202	H	H	D	H	H
203	H	H	D	D	H
204	H	D	H	H	H
205	H	D	H	D	H
206	H	D	D	H	H
207	H	D	D	D	H
208	D	H	H	H	H
209	D	H	H	D	H
210	D	H	D	H	H
211	D	H	D	D	H
212	D	D	H	H	H
213	D	D	H	D	H
214	D	D	D	H	H

Compound	Each Y ³	Each Y ⁴	Each Y ⁵ = each Y ⁶	each Y ⁷ = each Y ⁸ = Y ¹³	each Y ¹ = each Y ²
215	D	D	D	D	H
216	H	H	H	H	D
217	H	H	H	D	D
218	H	H	D	H	D
219	H	H	D	D	D
220	H	D	H	H	D
221	H	D	H	D	D
222	H	D	D	H	D
223	H	D	D	D	D
224	D	H	H	H	D
225	D	H	H	D	D
226	D	H	D	H	D
227	D	H	D	D	D
228	D	D	H	H	D
229	D	D	H	D	D
230	D	D	D	H	D
231	D	D	D	D	D

or a pharmaceutically acceptable salt thereof, wherein any atom not designated as deuterium is present at its natural isotopic abundance.

[46] In one embodiment, the compound of Formula I is any one of the compounds in

Table 3, wherein each Y^1 is the same as each Y^2 ; each Y^9 is hydrogen; each Y^{10} is hydrogen; each Y^{11} is deuterium; and Y^{12} is deuterium; each Y^5 is the same as each Y^6 ; and each Y^7 is the same as each Y^8 and as Y^{13} :

Table 3: Examples of Specific Compounds of Formula I

Compound	Each Y^3	Each Y^4	Each $Y^5 = \text{each } Y^6$	each $Y^7 = \text{each } Y^8 = Y^{13}$	each $Y^1 = \text{each } Y^2$
300	H	H	H	H	H
301	H	H	H	D	H
302	H	H	D	H	H
303	H	H	D	D	H
304	H	D	H	H	H
305	H	D	H	D	H
306	H	D	D	H	H
307	H	D	D	D	H
308	D	H	H	H	H
309	D	H	H	D	H
310	D	H	D	H	H
311	D	H	D	D	H
312	D	D	H	H	H
313	D	D	H	D	H
314	D	D	D	H	H
315	D	D	D	D	H
316	H	H	H	H	D

Compound	Each Y ³	Each Y ⁴	Each Y ⁵ = each Y ⁶	each Y ⁷ = each Y ⁸ = Y ¹³	each Y ¹ = each Y ²
317	H	H	H	D	D
318	H	H	D	H	D
319	H	H	D	D	D
320	H	D	H	H	D
321	H	D	H	D	D
322	H	D	D	H	D
323	H	D	D	D	D
324	D	H	H	H	D
325	D	H	H	D	D
326	D	H	D	H	D
327	D	H	D	D	D
328	D	D	H	H	D
329	D	D	H	D	D
330	D	D	D	H	D
331	D	D	D	D	D

or a pharmaceutically acceptable salt thereof, wherein any atom not designated as deuterium is present at its natural isotopic abundance.

[47] In one embodiment, the compound of Formula I is any one of the compounds in Table 4, wherein each Y¹ is the same as each Y²; each Y⁹ is deuterium; each Y¹⁰ is deuterium; each Y¹¹ is hydrogen; and Y¹² is hydrogen; each Y⁵ is the same as each Y⁶; and each Y⁷ is the same as each Y⁸ and as Y¹³:

Table 4: Examples of Specific Compounds of Formula I

Compound	Each Y ³	Each Y ⁴	Each Y ⁵ = each Y ⁶	each Y ⁷ = each Y ⁸ = Y ¹³	each Y ¹ = each Y ²
400	H	H	H	H	H
401	H	H	H	D	H
402	H	H	D	H	H
403	H	H	D	D	H
404	H	D	H	H	H
405	H	D	H	D	H
406	H	D	D	H	H
407	H	D	D	D	H
408	D	H	H	H	H
409	D	H	H	D	H
410	D	H	D	H	H
411	D	H	D	D	H
412	D	D	H	H	H
413	D	D	H	D	H
414	D	D	D	H	H
415	D	D	D	D	H
416	H	H	H	H	D
417	H	H	H	D	D

Compound	Each Y ³	Each Y ⁴	Each Y ⁵ = each Y ⁶	each Y ⁷ = each Y ⁸ = Y ¹³	each Y ¹ = each Y ²
418	H	H	D	H	D
419	H	H	D	D	D
420	H	D	H	H	D
421	H	D	H	D	D
422	H	D	D	H	D
423	H	D	D	D	D
424	D	H	H	H	D
425	D	H	H	D	D
426	D	H	D	H	D
427	D	H	D	D	D
428	D	D	H	H	D
429	D	D	H	D	D
430	D	D	D	H	D
431	D	D	D	D	D

or a pharmaceutically acceptable salt thereof, wherein any atom not designated as deuterium is present at its natural isotopic abundance.

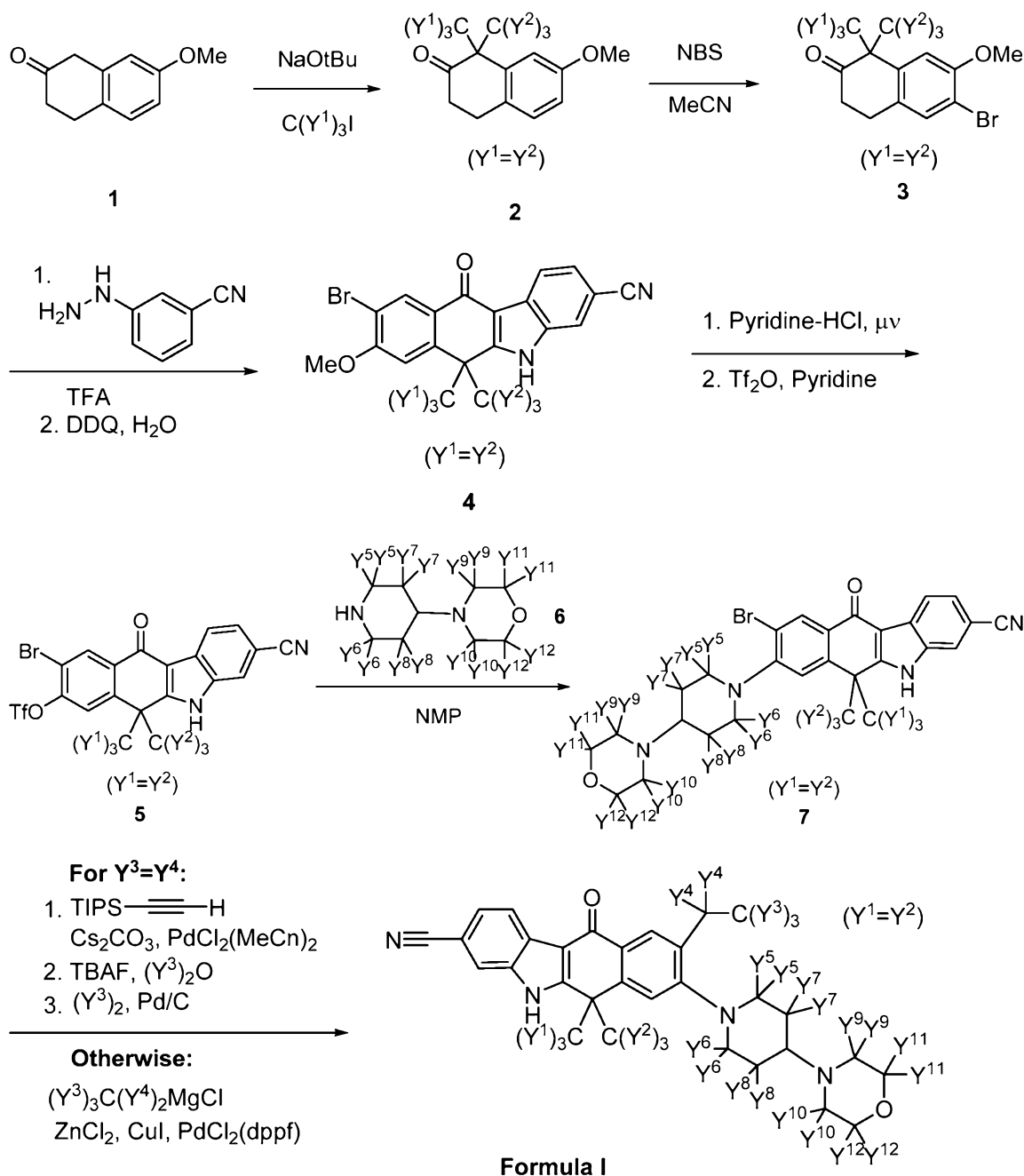
[48] In another set of embodiments, any atom not designated as deuterium in any of the embodiments set forth above is present at its natural isotopic abundance.

Exemplary Synthesis

[49] The synthesis of compounds of Formula I can be readily achieved by synthetic chemists of ordinary skill. Exemplary deuterated compounds may be prepared using

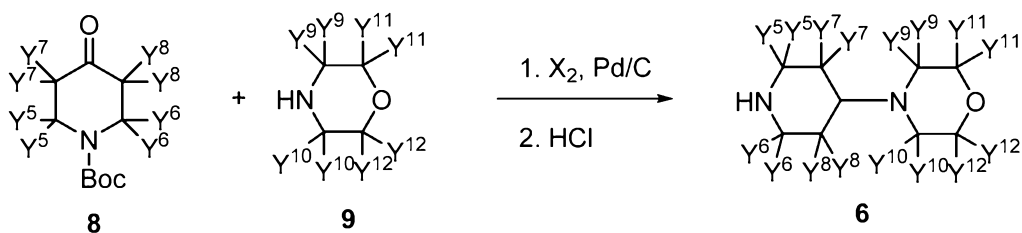
appropriately deuterated reagents and solvents in a manner analogous to the routes disclosed in US Patent Application Publication 20120083488, using reagents, such as the deuterium-bearing morpholine derivatives disclosed in US Patent Application Publication 20100160247, to replace hydrogen-containing starting materials. Scheme 1 shows an exemplary synthesis of a compound of Formula I:

Scheme 1. Preparation of a Compound of Formula I.

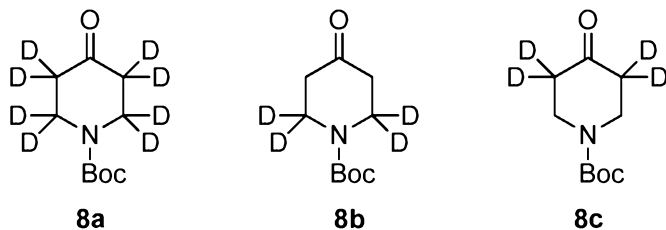


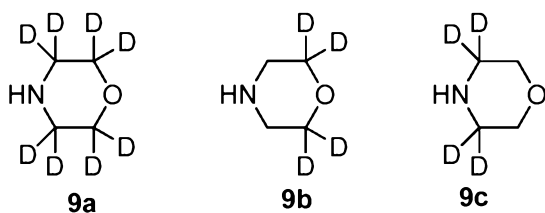
[50] A compound of Formula I wherein each Y^1 and each Y^2 are the same may be prepared as shown in exemplary Scheme 1. Compound **1** is treated with a base such as sodium t-butoxide followed by an iodide $C(Y^1)_3I$ in a manner analogous to that described in US patent publication no. 2009-0149465 to provide **2**. Treatment of **2** with NBS in a manner analogous to that described in *J. Med. Chem.* 2011, pp. 6286-94 affords **3**, which upon treatment with 3-cyano phenylhydrazine yields **4**. Treatment with triflic anhydride in pyridine gives **5**, which is treated with **6** (which may be prepared as disclosed in Scheme 2 below) to provide **7**. Compound **7** may be treated either with (a) TIPS-acetylene; TBAF and $(Y^3)_2O$; and $(Y^3)_2$ on Pd/C, analogously to what is described in *Bioorg. Med. Chem. Lett.* 2012, 1271-1280, to give a compound of formula I wherein Y^3 and Y^4 are the same, or with (b) $(Y^3)_3C(Y^4)_2MgCl$ analogously to what is described in *J. Med. Chem.* 2001, 3302-3310, to give a compound of Formula I wherein Y^3 and Y^4 may be different.

Scheme 2. Preparation of Intermediate 6.



[51] Intermediate **6** may be prepared by reductive amination of **8** with morpholine **9** to give **6**. Examples of compounds **8** and **9** that are suitable for use in Scheme 2 include the following:





[52] Compounds **8a-c** are disclosed in Concert Pharmaceuticals published patent application WO2012/119006. Compound **9a** is commercially available from CDN Isotopes. Compounds **9b** and **9c** are disclosed in Concert Pharmaceuticals published patent applications WO 2009154754 and WO 2009023233, respectively.

[53] Standard synthetic protocols known in the art for introducing isotopic atoms to a chemical structure may also be used. Certain intermediates can be used with or without purification (e.g., filtration, distillation, sublimation, crystallization, trituration, solid phase extraction, and chromatography).

[54] The synthetic methods may also additionally include steps, either before or after the steps described herein, to add or remove suitable protecting groups in order to ultimately allow synthesis of the compounds herein. In addition, various synthetic steps may be performed in an alternate sequence or order to give the desired compounds. Synthetic chemistry transformations and protecting group methodologies (protection and deprotection) useful in synthesizing the applicable compounds are known in the art and include, for example, those described in Larock R, *Comprehensive Organic Transformations*, VCH Publishers (1989); Greene TW et al., *Protective Groups in Organic Synthesis*, 3rd Ed., John Wiley and Sons (1999); Fieser L et al., *Fieser and Fieser's Reagents for Organic Synthesis*, John Wiley and Sons (1994); and Paquette L, ed., *Encyclopedia of Reagents for Organic Synthesis*, John Wiley and Sons (1995) and subsequent editions thereof.

[55] Combinations of substituents and variables envisioned by this invention are only those that result in the formation of stable compounds.

Compositions

[56] The invention also provides pyrogen-free pharmaceutical compositions comprising an effective amount of a compound of Formula I (e.g., including any of the formulae herein), or a pharmaceutically acceptable salt of said compound; and a pharmaceutically acceptable carrier. The carrier(s) are “acceptable” in the sense of being compatible with the other ingredients of the formulation and, in the case of a pharmaceutically acceptable carrier, not deleterious to the recipient thereof in an amount used in the medicament.

[57] Pharmaceutically acceptable carriers, adjuvants and vehicles that may be used in the pharmaceutical compositions of this invention include, but are not limited to, ion exchangers, alumina, aluminum stearate, lecithin, serum proteins, such as human serum albumin, buffer substances such as phosphates, glycine, sorbic acid, potassium sorbate, partial glyceride mixtures of saturated vegetable fatty acids, water, salts or electrolytes, such as protamine sulfate, disodium hydrogen phosphate, potassium hydrogen phosphate, sodium chloride, zinc salts, colloidal silica, magnesium trisilicate, polyvinyl pyrrolidone, cellulose-based substances, polyethylene glycol, sodium carboxymethylcellulose, polyacrylates, waxes, polyethylene-polyoxypropylene-block polymers, polyethylene glycol and wool fat.

[58] If required, the solubility and bioavailability of the compounds of the present invention in pharmaceutical compositions may be enhanced by methods well-known in the art. One method includes the use of lipid excipients in the formulation. See “Oral Lipid-Based Formulations: Enhancing the Bioavailability of Poorly Water-Soluble Drugs (Drugs and the Pharmaceutical Sciences),” David J. Hauss, ed. Informa Healthcare, 2007; and “Role of Lipid Excipients in Modifying Oral and Parenteral Drug Delivery: Basic Principles and Biological Examples,” Kishor M. Wasan, ed. Wiley-Interscience, 2006.

[59] Another known method of enhancing bioavailability is the use of an amorphous form of a compound of this invention optionally formulated with a poloxamer, such as LUTROL™ and PLURONIC™ (BASF Corporation), or block copolymers of ethylene oxide and propylene oxide. See United States patent 7,014,866; and United States patent publications 20060094744 and 20060079502.

[60] The pharmaceutical compositions of the invention include those suitable for oral, rectal, nasal, topical (including buccal and sublingual), vaginal or parenteral (including subcutaneous, intramuscular, intravenous and intradermal) administration. In certain embodiments, the compound of the formulae herein is administered transdermally (e.g., using a transdermal patch or iontophoretic techniques). Other formulations may conveniently be presented in unit dosage form, e.g., tablets, sustained release capsules, and in liposomes, and may be prepared by any methods well known in the art of pharmacy. See, for example, Remington: The Science and Practice of Pharmacy, Lippincott Williams & Wilkins, Baltimore, MD (20th ed. 2000).

[61] Such preparative methods include the step of bringing into association with the molecule to be administered ingredients such as the carrier that constitutes one or more accessory ingredients. In general, the compositions are prepared by uniformly and intimately bringing into association the active ingredients with liquid carriers, liposomes or finely divided solid carriers, or both, and then, if necessary, shaping the product.

[62] In certain embodiments, the compound is administered orally. Compositions of the present invention suitable for oral administration may be presented as discrete units such as capsules, sachets, or tablets each containing a predetermined amount of the active ingredient; a powder or granules; a solution or a suspension in an aqueous liquid or a non-aqueous liquid; an oil-in-water liquid emulsion; a water-in-oil liquid emulsion; packed in liposomes; or as a bolus, etc. Soft gelatin capsules can be useful for containing such suspensions, which may beneficially increase the rate of compound absorption.

[63] In the case of tablets for oral use, carriers that are commonly used include lactose and corn starch. Lubricating agents, such as magnesium stearate, are also typically added. For oral administration in a capsule form, useful diluents include lactose and dried cornstarch. When aqueous suspensions are administered orally, the active ingredient is combined with emulsifying and suspending agents. If desired, certain sweetening and/or flavoring and/or coloring agents may be added.

[64] Compositions suitable for oral administration include lozenges comprising the ingredients in a flavored basis, usually sucrose and acacia or tragacanth; and pastilles comprising the active ingredient in an inert basis such as gelatin and glycerin, or sucrose and acacia.

[65] Compositions suitable for parenteral administration include aqueous and non-aqueous sterile injection solutions which may contain anti-oxidants, buffers, bacteriostats and solutes which render the formulation isotonic with the blood of the intended recipient; and aqueous and non-aqueous sterile suspensions which may include suspending agents and thickening agents. The formulations may be presented in unit-dose or multi-dose containers, for example, sealed ampules and vials, and may be stored in a freeze dried (lyophilized) condition requiring only the addition of the sterile liquid carrier, for example water for injections, immediately prior to use. Extemporaneous injection solutions and suspensions may be prepared from sterile powders, granules and tablets.

[66] Such injection solutions may be in the form, for example, of a sterile injectable aqueous or oleaginous suspension. This suspension may be formulated according to techniques known in the art using suitable dispersing or wetting agents (such as, for example, Tween 80) and suspending agents. The sterile injectable preparation may also be a sterile injectable solution or suspension in a non-toxic parenterally-acceptable diluent or solvent, for example, as a solution in 1,3-butanediol. Among the acceptable vehicles and solvents that may be employed are mannitol, water, Ringer's solution and isotonic sodium chloride solution. In addition, sterile, fixed oils are conventionally employed as a solvent or suspending medium. For this purpose, any bland fixed oil may be employed including synthetic mono- or diglycerides. Fatty acids, such as oleic acid and its glyceride derivatives are useful in the preparation of injectables, as are natural pharmaceutically-acceptable oils, such as olive oil or castor oil, especially in their polyoxyethylated versions. These oil solutions or suspensions may also contain a long-chain alcohol diluent or dispersant.

[67] The pharmaceutical compositions of this invention may be administered in the form of suppositories for rectal administration. These compositions can be prepared by mixing a compound of this invention with a suitable non-irritating excipient which is solid at room temperature but liquid at the rectal temperature and therefore will melt in the rectum to release the active components. Such materials include, but are not limited to, cocoa butter, beeswax and polyethylene glycols.

[68] The pharmaceutical compositions of this invention may be administered by nasal

aerosol or inhalation. Such compositions are prepared according to techniques well-known in the art of pharmaceutical formulation and may be prepared as solutions in saline, employing benzyl alcohol or other suitable preservatives, absorption promoters to enhance bioavailability, fluorocarbons, and/or other solubilizing or dispersing agents known in the art. See, e.g.: Rabinowitz JD and Zaffaroni AC, US Patent 6,803,031, assigned to Alexza Molecular Delivery Corporation.

[69] Topical administration of the pharmaceutical compositions of this invention is especially useful when the desired treatment involves areas or organs readily accessible by topical application. For topical application topically to the skin, the pharmaceutical composition should be formulated with a suitable ointment containing the active components suspended or dissolved in a carrier. Carriers for topical administration of the compounds of this invention include, but are not limited to, mineral oil, liquid petroleum, white petroleum, propylene glycol, polyoxyethylene polyoxypropylene compound, emulsifying wax, and water. Alternatively, the pharmaceutical composition can be formulated with a suitable lotion or cream containing the active compound suspended or dissolved in a carrier. Suitable carriers include, but are not limited to, mineral oil, sorbitan monostearate, polysorbate 60, cetyl esters wax, cetaryl alcohol, 2-octyldodecanol, benzyl alcohol, and water. The pharmaceutical compositions of this invention may also be topically applied to the lower intestinal tract by rectal suppository formulation or in a suitable enema formulation. Topically-transdermal patches and iontophoretic administration are also included in this invention.

[70] Application of the subject therapeutics may be local, so as to be administered at the site of interest. Various techniques can be used for providing the subject compositions at the site of interest, such as injection, use of catheters, trocars, projectiles, pluronic gel, stents, sustained drug release polymers or other device which provides for internal access.

[71] Thus, according to yet another embodiment, the compounds of this invention may be incorporated into compositions for coating an implantable medical device, such as prostheses, artificial valves, vascular grafts, stents, or catheters. Suitable coatings and the general preparation of coated implantable devices are known in the art and are exemplified in US Patents 6,099,562; 5,886,026; and 5,304,121. The coatings are

typically biocompatible polymeric materials such as a hydrogel polymer, polymethyldisiloxane, polycaprolactone, polyethylene glycol, polylactic acid, ethylene vinyl acetate, and mixtures thereof. The coatings may optionally be further covered by a suitable topcoat of fluorosilicone, polysaccharides, polyethylene glycol, phospholipids or combinations thereof to impart controlled release characteristics in the composition. Coatings for invasive devices are to be included within the definition of pharmaceutically acceptable carrier, adjuvant or vehicle, as those terms are used herein.

[72] According to another embodiment, the invention provides a method of coating an implantable medical device comprising the step of contacting said device with the coating composition described above. It will be obvious to those skilled in the art that the coating of the device will occur prior to implantation into a mammal.

[73] According to another embodiment, the invention provides a method of impregnating an implantable drug release device comprising the step of contacting said drug release device with a compound or composition of this invention. Implantable drug release devices include, but are not limited to, biodegradable polymer capsules or bullets, non-degradable, diffusible polymer capsules and biodegradable polymer wafers.

[74] According to another embodiment, the invention provides an implantable medical device coated with a compound or a composition comprising a compound of this invention, such that said compound is therapeutically active.

[75] According to another embodiment, the invention provides an implantable drug release device impregnated with or containing a compound or a composition comprising a compound of this invention, such that said compound is released from said device and is therapeutically active.

[76] Where an organ or tissue is accessible because of removal from the subject, such organ or tissue may be bathed in a medium containing a composition of this invention, a composition of this invention may be painted onto the organ, or a composition of this invention may be applied in any other convenient way.

[77] In another embodiment, a composition of this invention further comprises a second therapeutic agent. The second therapeutic agent may be selected from any compound or therapeutic agent known to have or that demonstrates advantageous properties when administered with a compound having the same mechanism of action as

CH-5424802. Preferably, the second therapeutic agent is an agent useful in the treatment of a disease or condition selected from NSCLC.

[78] In another embodiment, the invention provides separate dosage forms of a compound of this invention and one or more of any of the above-described second therapeutic agents, wherein the compound and second therapeutic agent are associated with one another. The term “associated with one another” as used herein means that the separate dosage forms are packaged together or otherwise attached to one another such that it is readily apparent that the separate dosage forms are intended to be sold and administered together (within less than 24 hours of one another, consecutively or simultaneously).

[79] In the pharmaceutical compositions of the invention, the compound of the present invention is present in an effective amount. As used herein, the term “effective amount” refers to an amount which, when administered in a proper dosing regimen, is sufficient to treat the target disorder.

[80] The interrelationship of dosages for animals and humans (based on milligrams per meter squared of body surface) is described in Freireich et al., *Cancer Chemother. Rep*, 1966, 50: 219. Body surface area may be approximately determined from height and weight of the subject. See, e.g., *Scientific Tables*, Geigy Pharmaceuticals, Ardsley, N.Y., 1970, 537.

[81] In one embodiment, an effective amount of a compound of this invention can range from about 2 to 8000 mg per treatment. In a more specific embodiment the range is from about 20 to 4000 mg, or from about 40 to 1600 mg, or from about 100 to 800 mg per treatment, or from about 200 to 500 mg per treatment. Treatment typically is administered once or twice daily.

[82] Effective doses will also vary, as recognized by those skilled in the art, depending on the diseases treated, the severity of the disease, the route of administration, the sex, age and general health condition of the subject, excipient usage, the possibility of co-usage with other therapeutic treatments such as use of other agents and the judgment of the treating physician. For example, guidance for selecting an effective dose can be determined by reference to the prescribing information for CH-5424802.

[83] For pharmaceutical compositions that comprise a second therapeutic agent, an effective amount of the second therapeutic agent is between about 20% and 100% of the dosage normally utilized in a monotherapy regime using just that agent. Preferably, an effective amount is between about 70% and 100% of the normal monotherapeutic dose. The normal monotherapeutic dosages of these second therapeutic agents are well known in the art. *See, e.g.,* Wells et al., eds., *Pharmacotherapy Handbook*, 2nd Edition, Appleton and Lange, Stamford, Conn. (2000); *PDR Pharmacopoeia*, Tarascon Pocket Pharmacopoeia 2000, Deluxe Edition, Tarascon Publishing, Loma Linda, Calif. (2000), each of which references are incorporated herein by reference in their entirety.

[84] It is expected that some of the second therapeutic agents referenced above will act synergistically with the compounds of this invention. When this occurs, it will allow the effective dosage of the second therapeutic agent and/or the compound of this invention to be reduced from that required in a monotherapy. This has the advantage of minimizing toxic side effects of either the second therapeutic agent or a compound of this invention, synergistic improvements in efficacy, improved ease of administration or use and/or reduced overall expense of compound preparation or formulation.

Methods of Treatment

[85] In one embodiment, the invention provides a method of modulating the activity of anaplastic lymphoma kinase (ALK) in a cell, comprising contacting a cell with one or more compounds of Formula I herein, or a pharmaceutically acceptable salt thereof.

[86] In another embodiment, the invention provides a method of inhibiting ALK in a cell, comprising contacting a cell with a compound of Formula I herein, or a pharmaceutically acceptable salt thereof.

[87] According to another embodiment, the invention provides a method of treating a disease that is beneficially treated by CH-5424802 in a subject in need thereof, comprising the step of administering to the subject an effective amount of a compound or a composition of this invention. In one embodiment the subject is a patient in need of such treatment.

[88] In one embodiment, the method of this invention is used to treat NSCLC in a subject in need thereof.

[89] Identifying a subject in need of such treatment can be in the judgment of a subject or a health care professional and can be subjective (e.g. opinion) or objective (e.g. measurable by a test or diagnostic method).

[90] In another embodiment, any of the above methods of treatment comprises the further step of co-administering to the subject in need thereof one or more second therapeutic agents. The choice of second therapeutic agent may be made from any second therapeutic agent known to be useful for co-administration with CH-5424802. The choice of second therapeutic agent is also dependent upon the particular disease or condition to be treated. Examples of second therapeutic agents that may be employed in the methods of this invention are those set forth above for use in combination compositions comprising a compound of this invention and a second therapeutic agent.

[91] In particular, the combination therapies of this invention include co-administering a compound of Formula I and a second therapeutic agent to a subject in need thereof for treatment of NSCLC.

[92] The term "co-administered" as used herein means that the second therapeutic agent may be administered together with a compound of this invention as part of a single dosage form (such as a composition of this invention comprising a compound of the invention and an second therapeutic agent as described above) or as separate, multiple dosage forms. Alternatively, the additional agent may be administered prior to, consecutively with, or following the administration of a compound of this invention. In such combination therapy treatment, both the compounds of this invention and the second therapeutic agent(s) are administered by conventional methods. The administration of a composition of this invention, comprising both a compound of the invention and a second therapeutic agent, to a subject does not preclude the separate administration of that same therapeutic agent, any other second therapeutic agent or any compound of this invention to said subject at another time during a course of treatment.

[93] Effective amounts of these second therapeutic agents are well known to those skilled in the art and guidance for dosing may be found in patents and published patent applications referenced herein, as well as in Wells et al., eds., *Pharmacotherapy Handbook*, 2nd Edition, Appleton and Lange, Stamford, Conn. (2000); *PDR Pharmacopoeia*, Tarascon Pocket Pharmacopoeia 2000, Deluxe Edition, Tarascon

Publishing, Loma Linda, Calif. (2000), and other medical texts. However, it is well within the skilled artisan's purview to determine the second therapeutic agent's optimal effective-amount range.

[94] In one embodiment of the invention, where a second therapeutic agent is administered to a subject, the effective amount of the compound of this invention is less than its effective amount would be where the second therapeutic agent is not administered. In another embodiment, the effective amount of the second therapeutic agent is less than its effective amount would be where the compound of this invention is not administered. In this way, undesired side effects associated with high doses of either agent may be minimized. Other potential advantages (including without limitation improved dosing regimens and/or reduced drug cost) will be apparent to those of skill in the art.

[95] In yet another aspect, the invention provides the use of a compound of Formula I alone or together with one or more of the above-described second therapeutic agents in the manufacture of a medicament, either as a single composition or as separate dosage forms, for treatment in a subject of a disease, disorder or symptom set forth above. Another aspect of the invention is a compound of Formula I for use in the treatment in a subject of a disease, disorder or symptom thereof delineated herein.

Evaluation of Metabolic Stability

[96] Certain *in vitro* liver metabolism studies have been described previously in the following references, each of which is incorporated herein in their entirety: Obach, RS, Drug Metab Disp, 1999, 27:1350; Houston, JB et al., Drug Metab Rev, 1997, 29:891; Houston, JB, Biochem Pharmacol, 1994, 47:1469; Iwatsubo, T et al., Pharmacol Ther, 1997, 73:147; and Lave, T, et al., Pharm Res, 1997, 14:152.

[97] *Microsomal Assay*: The metabolic stability of compounds of Formula I is tested using pooled liver microsomal incubations. Full scan LC-MS analysis is then performed to detect major metabolites. Samples of the test compounds, exposed to pooled human liver microsomes, are analyzed using HPLC-MS (or MS/MS) detection. For determining metabolic stability, multiple reaction monitoring (MRM) is used to measure the

disappearance of the test compounds. For metabolite detection, Q1 full scans are used as survey scans to detect the major metabolites.

[98] *Experimental Procedures:* Human liver microsomes are obtained from a commercial source (e.g., Absorption Systems L.P. (Exton, PA)). The incubation mixtures are prepared as follows:

Reaction Mixture Composition

Liver Microsomes	1.0 mg/mL
NADPH	1 mM
Potassium Phosphate, pH 7.4	100 mM
Magnesium Chloride	10 mM
Test Compound	1 μ M.

[99] *Incubation of Test Compounds with Liver Microsomes:* The reaction mixture, minus cofactors, is prepared. An aliquot of the reaction mixture (without cofactors) is incubated in a shaking water bath at 37°C for 3 minutes. Another aliquot of the reaction mixture is prepared as the negative control. The test compound is added into both the reaction mixture and the negative control at a final concentration of 1 μ M. An aliquot of the reaction mixture is prepared as a blank control, by the addition of plain organic solvent (not the test compound). The reaction is initiated by the addition of cofactors (not into the negative controls), and then incubated in a shaking water bath at 37°C. Aliquots (200 μ L) are withdrawn in triplicate at multiple time points (e.g., 0, 15, 30, 60, and 120 minutes) and combined with 800 μ L of ice-cold 50/50 acetonitrile/dH₂O to terminate the reaction. The positive controls, testosterone and propranolol, as well as CH-5424802, are each run simultaneously with the test compounds in separate reactions.

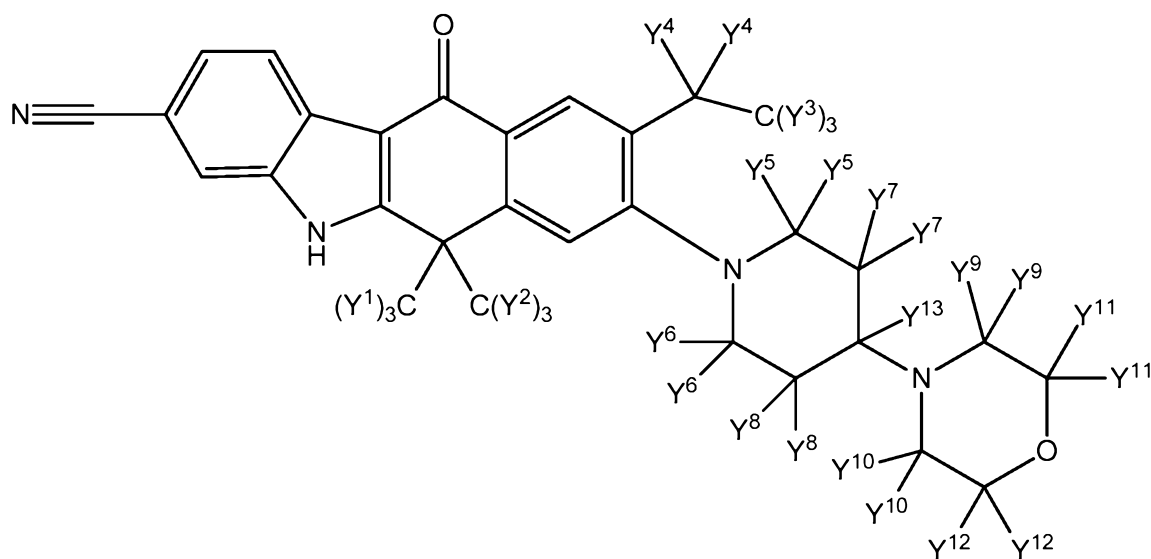
[100] All samples are analyzed using LC-MS (or MS/MS). An LC-MRM-MS/MS method is used for metabolic stability. Also, Q1 full scan LC-MS methods are performed on the blank matrix and the test compound incubation samples. The Q1 scans serve as survey scans to identify any sample unique peaks that might represent the possible metabolites. The masses of these potential metabolites can be determined from the Q1 scans.

[101] Without further description, it is believed that one of ordinary skill in the art can, using the preceding description and the illustrative examples, make and utilize the compounds of the present invention and practice the claimed methods. It should be

understood that the foregoing discussion and examples merely present a detailed description of certain preferred embodiments. It will be apparent to those of ordinary skill in the art that various modifications and equivalents can be made without departing from the spirit and scope of the invention. All the patents, journal articles and other documents discussed or cited above are herein incorporated by reference.

We claim:

1. A compound of Formula I:



(I),

or a pharmaceutically acceptable salt thereof,

wherein

each Y^1 is hydrogen or deuterium;

each Y^2 is hydrogen or deuterium;

each Y^3 is hydrogen or deuterium;

each Y^4 is hydrogen or deuterium;

each Y^5 is hydrogen or deuterium;

each Y^6 is hydrogen or deuterium;

each Y^7 is hydrogen or deuterium;

each Y^8 is hydrogen or deuterium;

each Y^9 is hydrogen or deuterium;

each Y^{10} is hydrogen or deuterium;

each Y^{11} is hydrogen or deuterium;

each Y^{12} is hydrogen or deuterium; and

Y^{13} is hydrogen or deuterium;

provided that if each Y^1 , each Y^2 , each Y^3 , each Y^5 , each Y^6 , each Y^7 , each Y^8 , each Y^9 ,

each Y^{10} , each Y^{11} , each Y^{12} is hydrogen, and Y^{13} is hydrogen, then each Y^4 is deuterium; and provided that if each Y^9 , each Y^{10} , each Y^{11} , and each Y^{12} is deuterium, then at least one additional Y is deuterium.

2. The compound of claim 1, wherein each Y^5 is deuterium and each Y^6 is deuterium.
3. The compound of claim 1, wherein each Y^5 is hydrogen and each Y^6 is hydrogen.
4. The compound of claim 1, 2 or 3 wherein each Y^7 is deuterium and each Y^8 is deuterium.
5. The compound of claim 1, 2 or 3 wherein each Y^7 is hydrogen and each Y^8 is hydrogen.
6. The compound of any one of the preceding claims wherein Y^{13} is the same as each Y^7 which is the same as each Y^8 .
7. The compound of any one of the preceding claims wherein each Y^9 is deuterium and each Y^{10} is deuterium.
8. The compound of any one of claims 1-6 wherein each Y^9 is hydrogen and each Y^{10} is hydrogen.
9. The compound of any one of the preceding claims wherein each Y^{11} is deuterium, and each Y^{12} is deuterium.
10. The compound of any one of claims 1-8 wherein each Y^{11} is hydrogen, and each Y^{12} is hydrogen.
11. The compound of any one of the preceding claims wherein each Y^4 is deuterium and Y^{13} is deuterium.
12. The compound of any one of claims 1-10 wherein each Y^4 is hydrogen and Y^{13} is hydrogen.
13. The compound of claim 1, wherein the compound is any one of the compounds in Table 1, wherein each Y^1 is the same as each Y^2 ; each Y^9 is hydrogen; each Y^{10} is hydrogen; each Y^{11} is hydrogen; and Y^{12} is hydrogen; each Y^5 is the same as each Y^6 ; and each Y^7 is the same as each Y^8 and as Y^{13} :

Table 1

Compound	Each Y ³	Each Y ⁴	Each Y ⁵ = each Y ⁶	each Y ⁷ = each Y ⁸ = Y ¹³	each Y ¹ = each Y ²
101	H	H	H	D	H
102	H	H	D	H	H
103	H	H	D	D	H
104	H	D	H	H	H
105	H	D	H	D	H
106	H	D	D	H	H
107	H	D	D	D	H
108	D	H	H	H	H
109	D	H	H	D	H
110	D	H	D	H	H
111	D	H	D	D	H
112	D	D	H	H	H
113	D	D	H	D	H
114	D	D	D	H	H
115	D	D	D	D	H
116	H	H	H	H	D
117	H	H	H	D	D
118	H	H	D	H	D
119	H	H	D	D	D
120	H	D	H	H	D

Compound	Each Y ³	Each Y ⁴	Each Y ⁵ = each Y ⁶	each Y ⁷ = each Y ⁸ = Y ¹³	each Y ¹ = each Y ²
121	H	D	H	D	D
122	H	D	D	H	D
123	H	D	D	D	D
124	D	H	H	H	D
125	D	H	H	D	D
126	D	H	D	H	D
127	D	H	D	D	D
128	D	D	H	H	D
129	D	D	H	D	D
130	D	D	D	H	D
131	D	D	D	D	D

or a pharmaceutically acceptable salt thereof, wherein any atom not designated as deuterium is present at its natural isotopic abundance.

14. The compound of claim 1, wherein the compound is any one of the compounds in Table 2, wherein each Y¹ is the same as each Y²; each Y⁹ is deuterium; each Y¹⁰ is deuterium; each Y¹¹ is deuterium; Y¹² is deuterium; each Y⁵ is the same as each Y⁶; and each Y⁷ is the same as each Y⁸ and as Y¹³:

Table 2

Compound	Each Y ³	Each Y ⁴	Each Y ⁵ = each Y ⁶	each Y ⁷ = each Y ⁸ = Y ¹³	each Y ¹ = each Y ²
200	H	H	H	H	H
201	H	H	H	D	H
202	H	H	D	H	H
203	H	H	D	D	H
204	H	D	H	H	H
205	H	D	H	D	H
206	H	D	D	H	H
207	H	D	D	D	H
208	D	H	H	H	H
209	D	H	H	D	H
210	D	H	D	H	H
211	D	H	D	D	H
212	D	D	H	H	H
213	D	D	H	D	H
214	D	D	D	H	H
215	D	D	D	D	H
216	H	H	H	H	D
217	H	H	H	D	D
218	H	H	D	H	D
219	H	H	D	D	D

Compound	Each Y ³	Each Y ⁴	Each Y ⁵ = each Y ⁶	each Y ⁷ = each Y ⁸ = Y ¹³	each Y ¹ = each Y ²
220	H	D	H	H	D
221	H	D	H	D	D
222	H	D	D	H	D
223	H	D	D	D	D
224	D	H	H	H	D
225	D	H	H	D	D
226	D	H	D	H	D
227	D	H	D	D	D
228	D	D	H	H	D
229	D	D	H	D	D
230	D	D	D	H	D
231	D	D	D	D	D

or a pharmaceutically acceptable salt thereof, wherein any atom not designated as deuterium is present at its natural isotopic abundance.

15. The compound of claim 1, wherein the compound is any one of the compounds in Table 3, wherein each Y¹ is the same as each Y²; each Y⁹ is hydrogen; each Y¹⁰ is hydrogen; each Y¹¹ is deuterium; and Y¹² is deuterium; each Y⁵ is the same as each Y⁶; and each Y⁷ is the same as each Y⁸ and as Y¹³:

Table 3

Compound	Each Y ³	Each Y ⁴	Each Y ⁵ = each Y ⁶	each Y ⁷ = each Y ⁸ = Y ¹³	each Y ¹ = each Y ²
300	H	H	H	H	H
301	H	H	H	D	H
302	H	H	D	H	H
303	H	H	D	D	H
304	H	D	H	H	H
305	H	D	H	D	H
306	H	D	D	H	H
307	H	D	D	D	H
308	D	H	H	H	H
309	D	H	H	D	H
310	D	H	D	H	H
311	D	H	D	D	H
312	D	D	H	H	H
313	D	D	H	D	H
314	D	D	D	H	H
315	D	D	D	D	H
316	H	H	H	H	D
317	H	H	H	D	D
318	H	H	D	H	D
319	H	H	D	D	D

Compound	Each Y ³	Each Y ⁴	Each Y ⁵ = each Y ⁶	each Y ⁷ = each Y ⁸ = Y ¹³	each Y ¹ = each Y ²
320	H	D	H	H	D
321	H	D	H	D	D
322	H	D	D	H	D
323	H	D	D	D	D
324	D	H	H	H	D
325	D	H	H	D	D
326	D	H	D	H	D
327	D	H	D	D	D
328	D	D	H	H	D
329	D	D	H	D	D
330	D	D	D	H	D
331	D	D	D	D	D

or a pharmaceutically acceptable salt thereof, wherein any atom not designated as deuterium is present at its natural isotopic abundance.

16. The compound of claim 1, wherein the compound is any one of the compounds in Table 4, wherein each Y¹ is the same as each Y²; each Y⁹ is deuterium; each Y¹⁰ is deuterium; each Y¹¹ is hydrogen; and Y¹² is hydrogen; each Y⁵ is the same as each Y⁶; and each Y⁷ is the same as each Y⁸ and as Y¹³:

Table 4

Compound	Each Y ³	Each Y ⁴	Each Y ⁵ = each Y ⁶	each Y ⁷ = each Y ⁸ = Y ¹³	each Y ¹ = each Y ²
400	H	H	H	H	H
401	H	H	H	D	H
402	H	H	D	H	H
403	H	H	D	D	H
404	H	D	H	H	H
405	H	D	H	D	H
406	H	D	D	H	H
407	H	D	D	D	H
408	D	H	H	H	H
409	D	H	H	D	H
410	D	H	D	H	H
411	D	H	D	D	H
412	D	D	H	H	H
413	D	D	H	D	H
414	D	D	D	H	H
415	D	D	D	D	H
416	H	H	H	H	D
417	H	H	H	D	D
418	H	H	D	H	D
419	H	H	D	D	D

Compound	Each Y ³	Each Y ⁴	Each Y ⁵ = each Y ⁶	each Y ⁷ = each Y ⁸ = Y ¹³	each Y ¹ = each Y ²
420	H	D	H	H	D
421	H	D	H	D	D
422	H	D	D	H	D
423	H	D	D	D	D
424	D	H	H	H	D
425	D	H	H	D	D
426	D	H	D	H	D
427	D	H	D	D	D
428	D	D	H	H	D
429	D	D	H	D	D
430	D	D	D	H	D
431	D	D	D	D	D

or a pharmaceutically acceptable salt thereof, wherein any atom not designated as deuterium is present at its natural isotopic abundance.

17. The compound of any one of the preceding claims, wherein any atom not designated as deuterium is present at its natural isotopic abundance.

18. A pharmaceutical composition comprising:

- a. a compound of any one of the preceding claims, or a pharmaceutically acceptable salt thereof; and
- b. a pharmaceutically acceptable carrier.

19. A method of modulating the activity of anaplastic lymphoma kinase (ALK) in a cell, comprising contacting the cell with a compound of claim 1, or a pharmaceutically acceptable salt thereof.

20. The method of claim 19, wherein the method is a method of inhibiting ALK in a cell, comprising contacting the cell with a compound of claim 1, or a pharmaceutically acceptable salt thereof.

21. A method of treating NSCLC in a patient in need of such treatment, the method comprising the step of administering to the patient a composition of claim 18.