



US00D443407S

(12) **United States Design Patent**
Patterson et al.

(10) **Patent No.:** **US D443,407 S**

(45) **Date of Patent:** **** Jun. 12, 2001**

- (54) **ARRANGEMENT OF WEAR BARS ON A GOLF SHOE**
- (75) Inventors: **Chad Patterson**, West Springfield; **Joel A. Singer**, Quincy, both of MA (US)
- (73) Assignee: **Spalding Sports Worldwide, Inc.**, Chicopee, MA (US)
- (**) Term: **14 Years**

3,492,744	2/1970	Bernier et al.	36/59
3,559,308	2/1971	Bernier et al.	36/2.5
3,667,141	* 6/1972	White	36/67 B
3,730,169	* 5/1973	Fiber	600/592
4,580,359	4/1986	Kurrash et al.	36/127
5,545,463	* 8/1996	Schmidt et al.	428/178
6,016,613	* 1/2000	Campbell et al.	36/59 C

* cited by examiner

Primary Examiner—Celia Murphy

- (21) Appl. No.: **29/105,477**
- (22) Filed: **May 26, 1999**

(57) **CLAIM**

The ornamental design for an arrangement of wear bars on a golf shoe, as shown.

- (51) **LOC (7) Cl.** **02-04**
- (52) **U.S. Cl.** **D2/962; D2/946**
- (58) **Field of Search** D2/902, 909, 911, D2/914, 916, 920, 946-948, 951-962, 964, 972, 977; 36/3 B, 22 R, 25 R, 28, 29, 32 R, 43, 59 C, 136

DESCRIPTION

FIG. 1 is a bottom plan view of an arrangement of wear bars on a golf shoe showing my new design; the broken lines showing a shoe sole being to illustrate the environment, and forming no part of the claimed design;

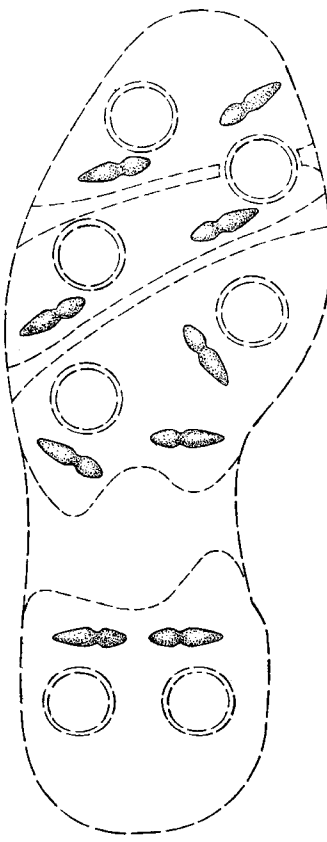
FIG. 2 is an enlarged bottom plan view of the arrangement of wear bars on a golf shoe of FIG. 1.

FIG. 3 is a right side view of the arrangement of wear bars on a golf shoe of FIG. 2, the opposite side being a mirror image; and,

FIG. 4 is a front end view of the arrangement of wear bars on a golf shoe of FIG. 2, the opposite side being a mirror image.

- (56) **References Cited**
- U.S. PATENT DOCUMENTS**
- D. 272,580 * 2/1984 Stubblefield D2/956
- D. 281,461 * 11/1985 Bergmans D2/957
- D. 303,730 * 10/1989 Autry et al. D2/954
- D. 403,147 12/1998 Erickson D2/962
- D. 416,127 * 11/1999 Silvers D2/962
- D. 425,689 * 5/2000 Jannard et al. D2/956
- D. 432,761 * 10/2000 Patterson et al. D2/951

1 Claim, 2 Drawing Sheets



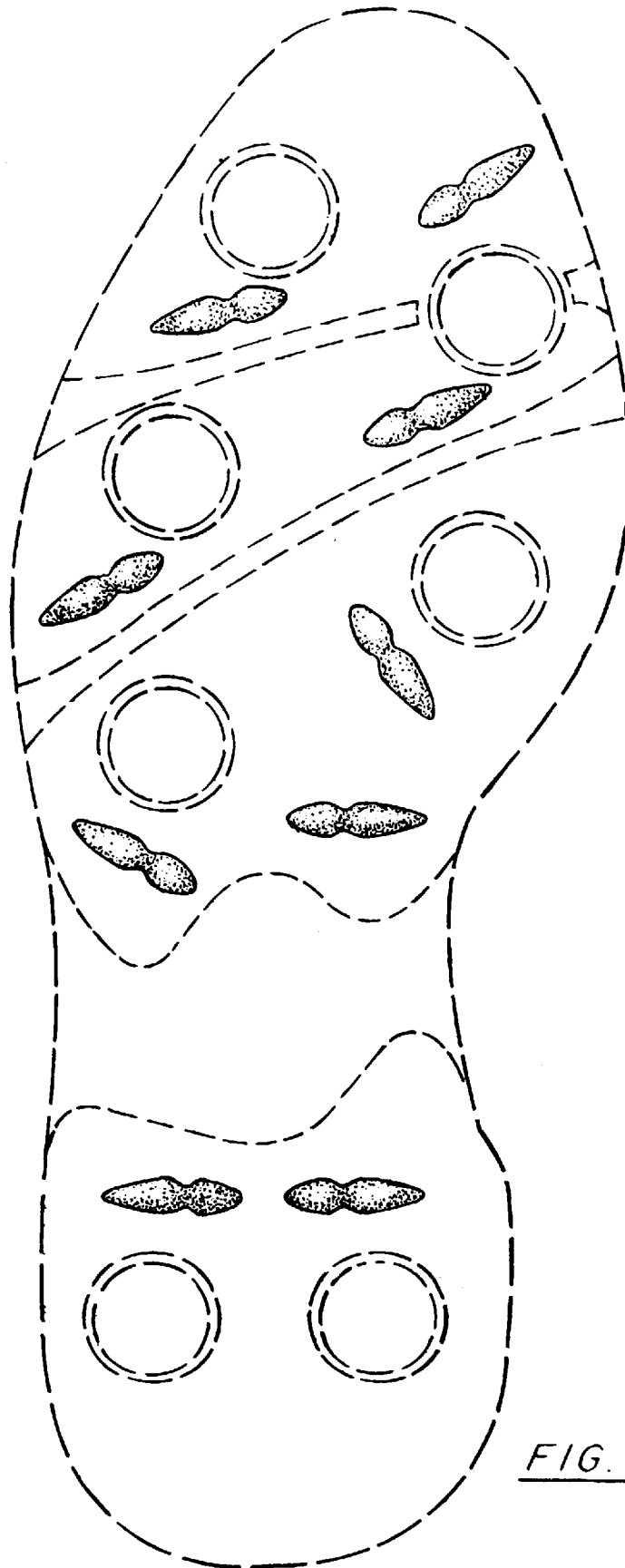


FIG. 1



FIG. 3




FIG. 4

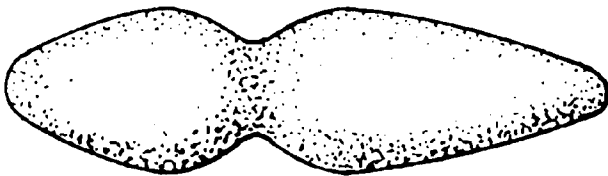


FIG. 2