



US0D1032677S

(12) **United States Design Patent**
Jiang

(10) **Patent No.:** **US D1,032,677 S**

(45) **Date of Patent:** **** Jun. 25, 2024**

(54) **LOADING AND UNLOADING DEVICE**

(71) Applicant: **HAI ROBOTICS CO., LTD.**,
Guangdong (CN)

(72) Inventor: **Jin Jiang**, Guangdong (CN)

(73) Assignee: **HAI ROBOTICS CO., LTD.**,
Shenzhen (CN)

(**) Term: **15 Years**

(21) Appl. No.: **29/834,285**

(22) Filed: **Apr. 11, 2022**

(30) **Foreign Application Priority Data**

Oct. 19, 2021 (CN) 202130685377.6

(51) **LOC (14) CL.** **15-99**

(52) **U.S. CL.**
USPC **D15/199**

(58) **Field of Classification Search**

USPC D15/122, 199; D34/18, 28, 34
CPC ... B25J 5/007; B65G 1/00; B65G 1/02; B65G
1/061; B65G 1/0435; B65G 1/0485;
B65G 1/1373; B65G 1/1375; B65G
61/00; B65G 65/00; B66F 9/063; G06Q
10/08; Y10S 901/01

See application file for complete search history.

(56) **References Cited**

U.S. PATENT DOCUMENTS

5,295,446	A *	3/1994	Schafer	B65G 1/02 211/187
5,782,317	A *	7/1998	Lutz	B65G 1/02 187/270
D918,281	S *	5/2021	Kong	D15/199
D959,529	S *	8/2022	Kong	D15/199
D970,575	S *	11/2022	Kong	D15/199
D974,439	S *	1/2023	Kong	D15/199
D981,463	S *	3/2023	Kong	D15/199

D995,591	S *	8/2023	Zhuo	D15/199
D995,594	S *	8/2023	Tian	D15/199
D995,595	S *	8/2023	Tian	D15/199
D995,596	S *	8/2023	Zhuo	D15/199
D1,003,961	S *	11/2023	Cui	D15/199
D1,009,961	S *	1/2024	Tian	D15/199
D1,011,399	S *	1/2024	Jiang	D15/199
D1,015,396	S *	2/2024	Jiang	D15/199
D1,016,116	S *	2/2024	Huang	D15/199
D1,017,659	S *	3/2024	Tian	D15/199

(Continued)

FOREIGN PATENT DOCUMENTS

CN	305316227	S	8/2019
CN	306229901	S	12/2020

(Continued)

OTHER PUBLICATIONS

<https://www.hairobotics.com/products/haipick-a42> (Year: 2024).*
https://www.robotics247.com/article/hai_robotics_raises_200m_to_upgrade_warehouse_robot_fleet (Year: 2021).*

Primary Examiner — Patricia A Palasik

(74) *Attorney, Agent, or Firm* — LADAS & PARRY LLP

(57) **CLAIM**

The ornamental design for a loading and unloading device, as shown.

DESCRIPTION

FIG. 1 is a first perspective view of a loading and unloading device;

FIG. 2 is a second perspective view thereof;

FIG. 3 is a front view thereof;

FIG. 4 is a rear view thereof;

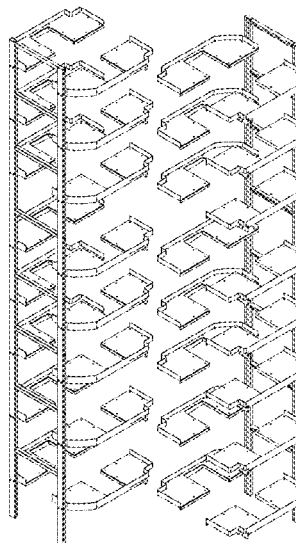
FIG. 5 is a left view thereof;

FIG. 6 is a right view thereof;

FIG. 7 is a top view thereof; and,

FIG. 8 is a bottom view thereof.

1 Claim, 8 Drawing Sheets



(56)

References Cited

FOREIGN PATENT DOCUMENTS

U.S. PATENT DOCUMENTS							
				CN	306235941 S	12/2020	
				CN	306278348 S	1/2021	
2010/0290870	A1*	11/2010	Ezure H05K 13/02	CN	306431352 S	4/2021	
			414/222.04	CN	306477990 S	4/2021	
2011/0192871	A1*	8/2011	Malvisalo B66F 7/0633	CN	306540533 S	5/2021	
			211/207	CN	306752245 S	8/2021	
2012/0125874	A1*	5/2012	Krummell B65G 1/026	CN	306768283 S	8/2021	
			211/162	CN	306817017 S	9/2021	
2015/0073589	A1*	3/2015	Khodl B65G 1/1378	CN	306823981 S	9/2021	
			700/218	CN	306927774 S	11/2021	
2017/0121110	A1*	5/2017	Zombori B65G 1/0492	CN	209633	* 12/2023	
2018/0334330	A1*	11/2018	Yoshinaga B65G 21/2054	EM	0067767530001 S	9/2019	
2019/0300283	A1*	10/2019	Hellenbrand B25J 15/0038	EM	0067767530002 S	9/2019	
2019/0352092	A1*	11/2019	Zheng G06Q 10/08	EM	0085252650001 S	5/2021	
2020/0324972	A1*	10/2020	Cheng B65G 1/1375	EM	0086341330001 S	8/2021	
2021/0323767	A1*	10/2021	Liu B65G 65/00	EM	0086851010001 S	9/2021	
2021/0395008	A1*	12/2021	Zheng G06Q 10/087	GB	90067767530001 S	8/2019	
2022/0274779	A1*	9/2022	Qian B65G 1/137	GB	90067767530002 S	8/2019	
2023/0034430	A1*	2/2023	Chen B65G 1/1375	GB	6134299 S	4/2021	
2023/0150769	A1*	5/2023	Al B65G 1/1373	GB	6152102 S	8/2021	
			700/214	GB	6163467 S	9/2021	
2023/0339686	A1*	10/2023	Li B65G 1/1376	WO	WO-2020133641 A1 *	7/2020 B65G 1/04

* cited by examiner

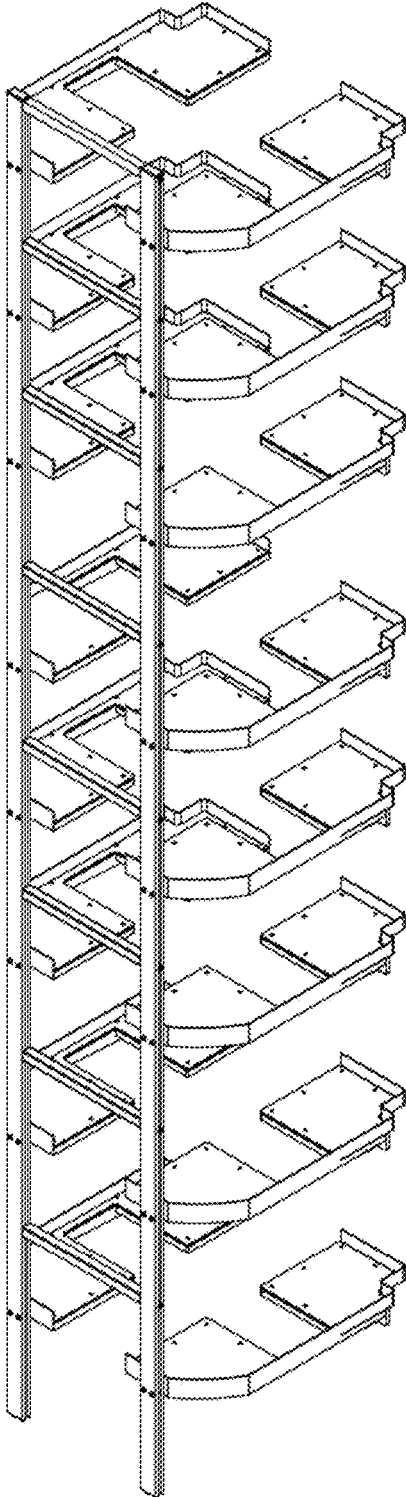


FIG. 1

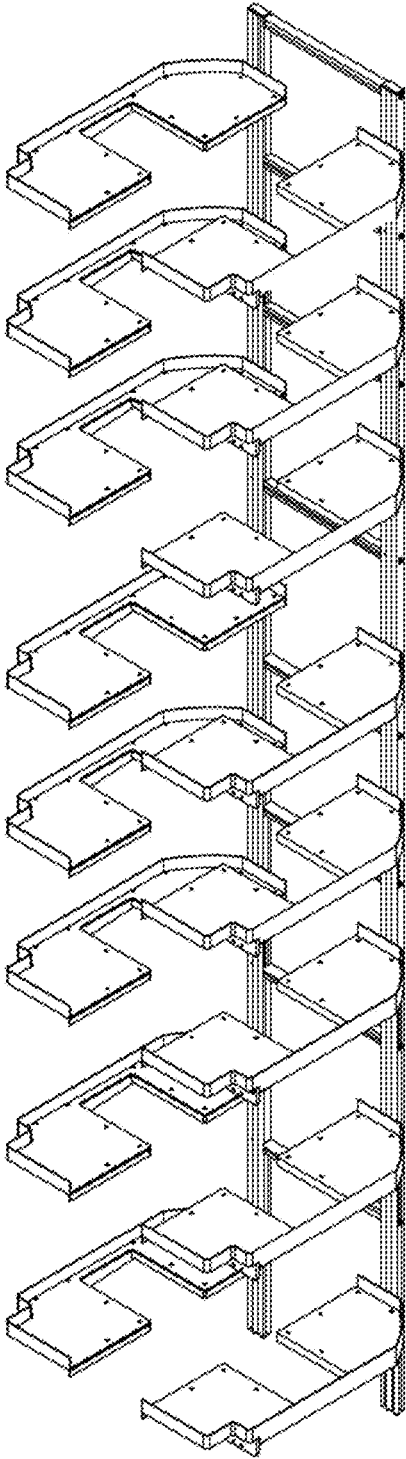


FIG. 2

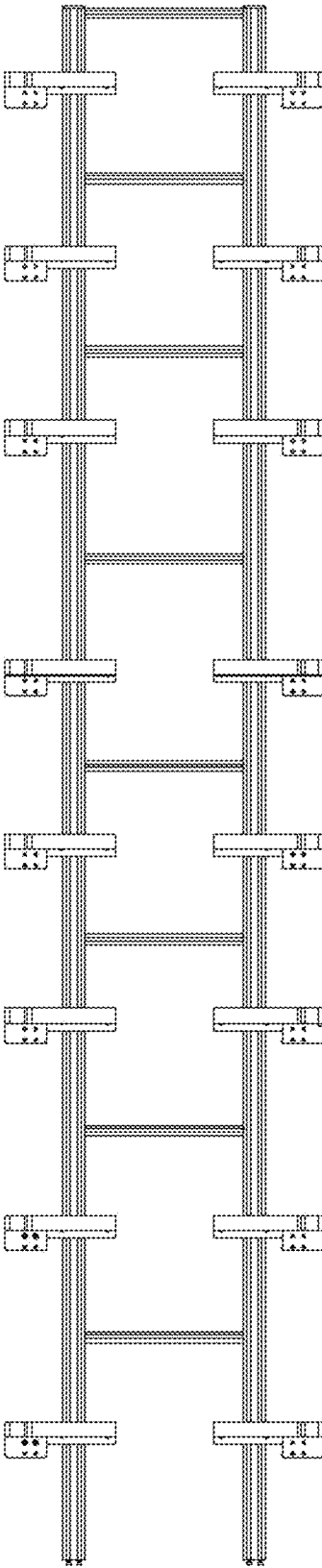


FIG. 3

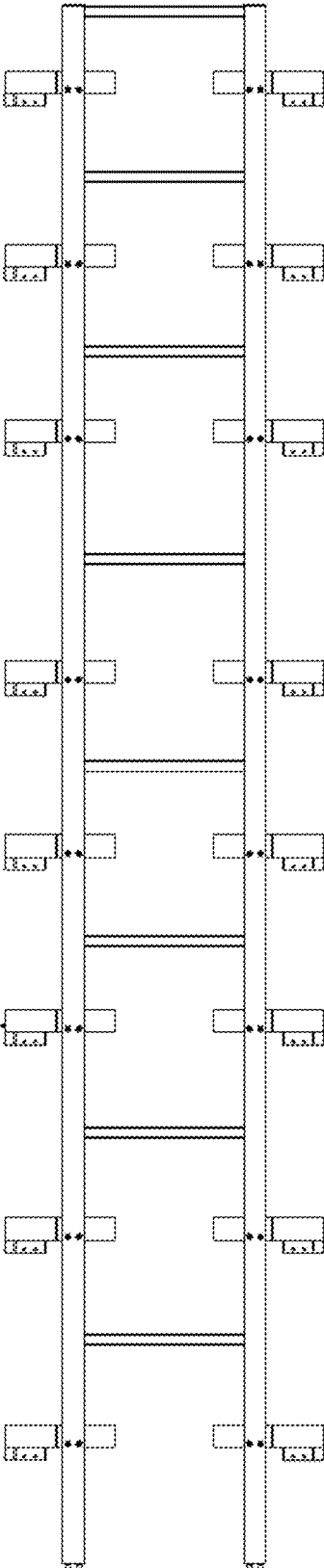


FIG. 4

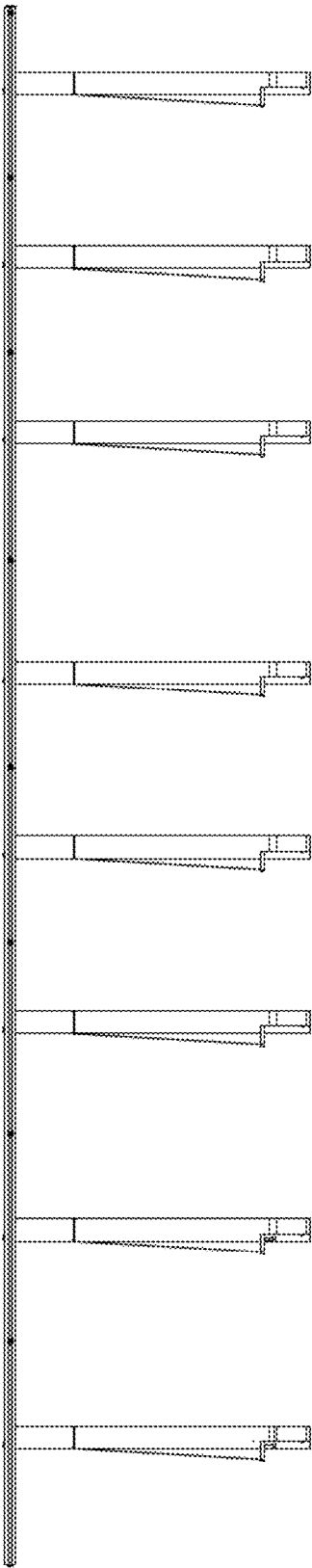


FIG. 5

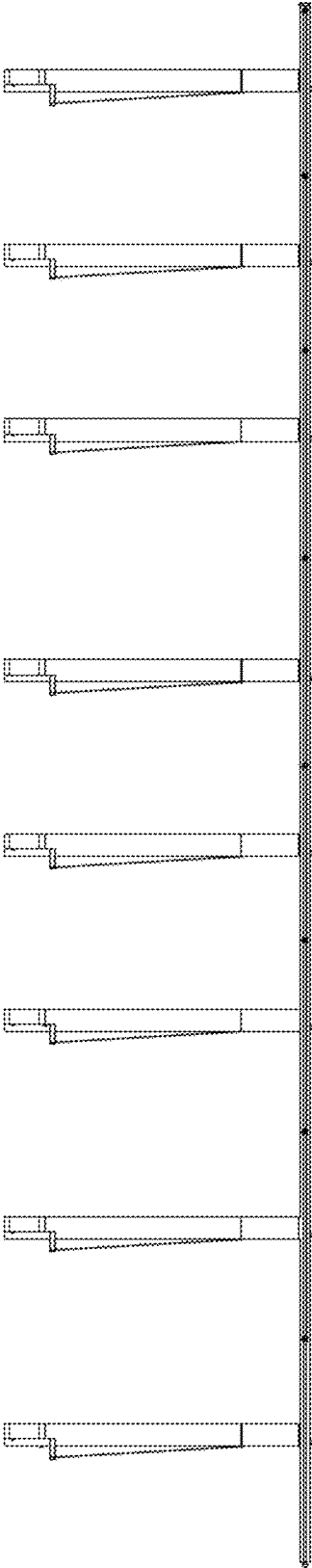


FIG. 6

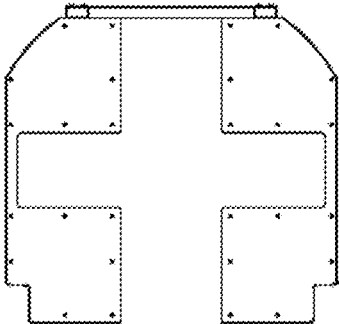


FIG. 7

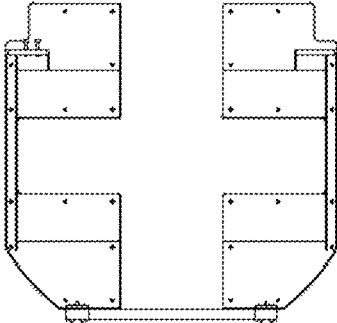


FIG. 8