



US00D990869S

(12) **United States Design Patent**
Yin

(10) **Patent No.:** **US D990,869 S**

(45) **Date of Patent:** **** Jul. 4, 2023**

- (54) **BAG**
- (71) Applicant: **Chunfeng Yin**, Zhejiang (CN)
- (72) Inventor: **Chunfeng Yin**, Zhejiang (CN)
- (**) Term: **15 Years**
- (21) Appl. No.: **29/869,859**
- (22) Filed: **Jan. 10, 2023**
- (51) **LOC (14) Cl.** **03-05**
- (52) **U.S. Cl.**
USPC **D3/215; D3/301**
- (58) **Field of Classification Search**
USPC D3/5, 10, 201, 205, 215–217, 232–233,
D3/244–246, 254, 259, 265, 269, 273,
D3/276, 289, 291, 300–303
CPC A45F 3/04; A45F 3/02; A45F 4/02; A45F
3/14; A45F 2003/003; A45C 3/00; A45C
13/30; A45C 3/06
See application file for complete search history.

D749,316 S *	2/2016	Lee	D3/217
D838,105 S *	1/2019	Montalto	D3/244
D841,317 S *	2/2019	Botha	D3/217
D843,713 S	3/2019	Li et al.	
D887,128 S	6/2020	Novak	
D893,861 S	8/2020	Dyk	
D893,862 S *	8/2020	Dyk	D3/217
D901,882 S	11/2020	Tan	
D911,023 S	2/2021	Feifei	
D946,885 S	3/2022	Bi	
D974,747 S *	1/2023	He	A45F 3/04 D3/217
D977,827 S *	2/2023	Huang	A45C 13/00 D3/217
2019/0216191 A1*	7/2019	Botha	A45C 13/008

* cited by examiner

Primary Examiner — Jennifer L Watkins
Assistant Examiner — Samantha Lynne Brodowski


(57) **CLAIM**
The ornamental design for a bag, as shown and described.

DESCRIPTION

FIG. 1 is a perspective view of a bag showing my new design.
FIG. 2 is a front view thereof.
FIG. 3 is a rear view thereof.
FIG. 4 is a left side view thereof.
FIG. 5 is a right side view thereof; and,
FIG. 6 is a rear, bottom, and left side perspective view thereof.

1 Claim, 6 Drawing Sheets

- (56) **References Cited**
U.S. PATENT DOCUMENTS
D363,599 S * 10/1995 Gaffin D3/246
D441,186 S * 5/2001 Daboudet D3/217
D451,274 S * 12/2001 Kegels D3/217
D481,203 S * 10/2003 Vazquez D3/232
D516,813 S * 3/2006 Tortorella D3/301
D591,500 S * 5/2009 Siegel D3/232
D660,584 S 5/2012 Cross
D703,946 S 5/2014 Tweedie






FIG. 1



FIG. 2



FIG. 3




FIG. 4




FIG. 5



FIG. 6