



US00D805429S

(12) **United States Design Patent**  
**Cao**

(10) **Patent No.:** **US D805,429 S**

(45) **Date of Patent:** **\*\* Dec. 19, 2017**

(54) **SELF BALANCING SCOOTER**

(71) Applicant: **Shenzhen Tomoloo Technology Industrial Co., LTD.**, Shenzhen, Guangdong Province (CN)

(72) Inventor: **Zhifeng Cao**, Xianyang (CN)

(\*\*) Term: **15 Years**

(21) Appl. No.: **29/581,820**

(22) Filed: **Oct. 21, 2016**

(51) **LOC (10) Cl.** ..... **12-14**

(52) **U.S. Cl.**  
USPC ..... **D12/1**

(58) **Field of Classification Search**  
USPC ..... D12/1, 5; D21/419, 421, 423, 426, 662, D21/760, 765, 766, 769, 771, 776, 803  
CPC .... B62K 3/007; B62K 17/00; B62K 2202/00; B62K 11/007; B62D 51/001; B62D 51/02; B62D 61/00; B62D 37/00; A63C 17/0033; A63C 17/01; A63C 17/016; A63C 2203/40; A63C 17/12; A63C 17/08; B60N 2/002; B60G 17/019  
See application file for complete search history.

(56) **References Cited**

**U.S. PATENT DOCUMENTS**

D737,723 S \* 9/2015 Ying ..... D12/1  
D738,256 S \* 9/2015 Ying ..... D12/1  
D778,782 S \* 2/2017 Chen ..... D12/1

D784,195 S \* 4/2017 Ying ..... D12/1  
D784,198 S \* 4/2017 Zhu ..... D12/1  
D785,112 S \* 4/2017 Ying ..... D21/760  
D786,130 S \* 5/2017 Huang ..... D12/1  
D786,994 S \* 5/2017 Chen ..... D21/760  
9,688,340 B1 \* 6/2017 Kroymann ..... B62K 13/04  
2013/0238231 A1 \* 9/2013 Chen ..... B62K 11/007  
701/124  
2016/0129963 A1 \* 5/2016 Ying ..... B62D 51/001  
180/6.5  
2016/0325803 A1 \* 11/2016 Waxman ..... B62M 7/12  
2017/0144718 A1 \* 5/2017 Tinaphong ..... B62K 11/007  
2017/0240240 A1 \* 8/2017 Kroymann ..... B62K 13/04

\* cited by examiner

*Primary Examiner* — T. Chase Nelson

*Assistant Examiner* — Ania Aman

(57) **CLAIM**

The ornamental design for a self balancing scooter, as shown and described.

**DESCRIPTION**

FIG. 1 is a perspective view of a self balancing scooter showing my new design.

FIG. 2 is a front elevational view thereof.

FIG. 3 is a rear elevational view thereof.

FIG. 4 is a left side elevational view thereof.

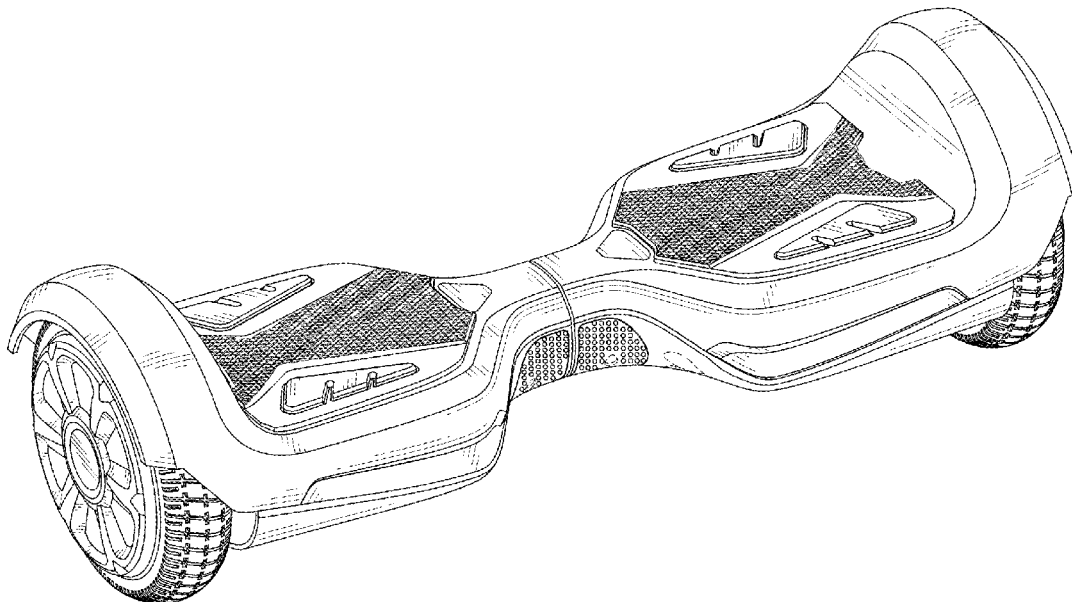
FIG. 5 is a right side elevational view thereof.

FIG. 6 is a top plan view thereof; and,

FIG. 7 is a bottom plan view thereof.

The broken lines in the drawings represent unclaimed environmental subject matter and form no part of the claim.

**1 Claim, 7 Drawing Sheets**



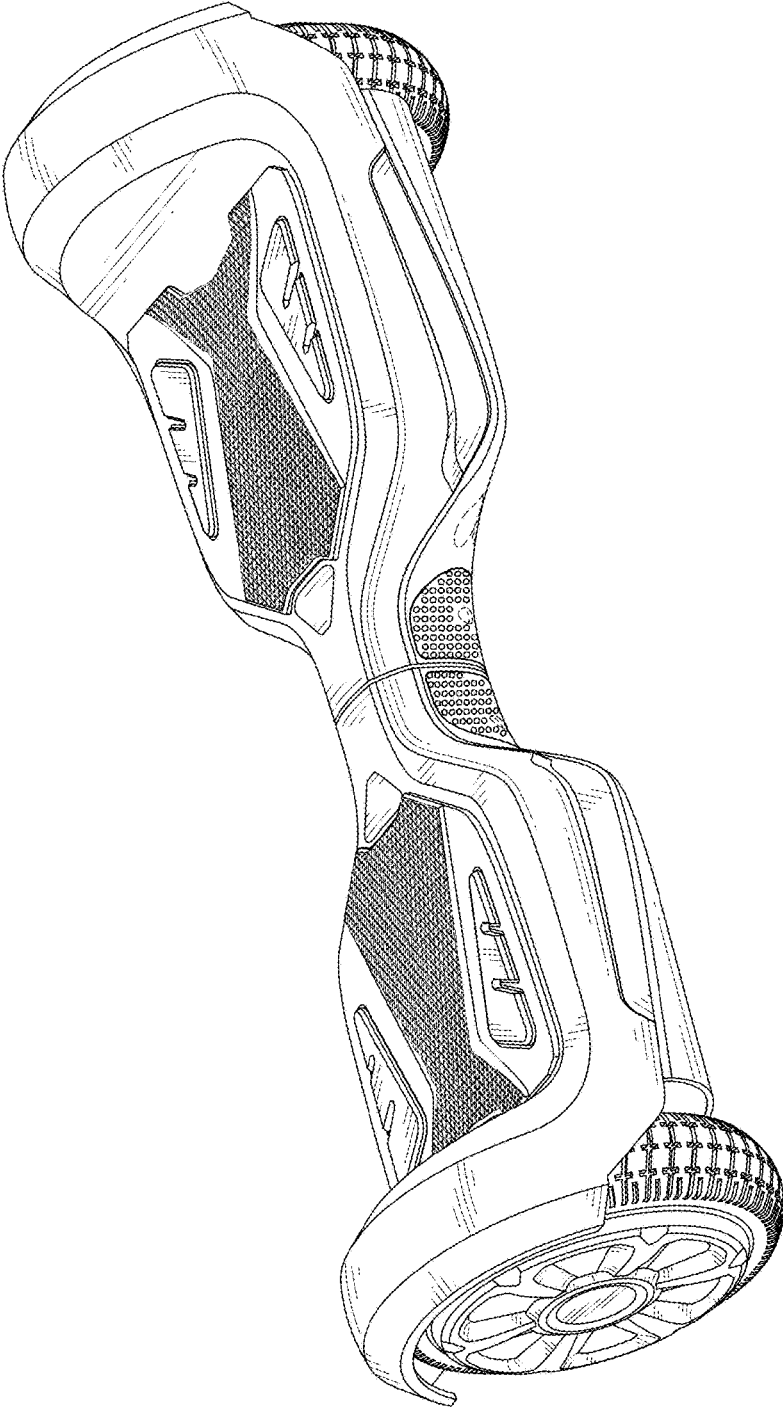


FIG. 1

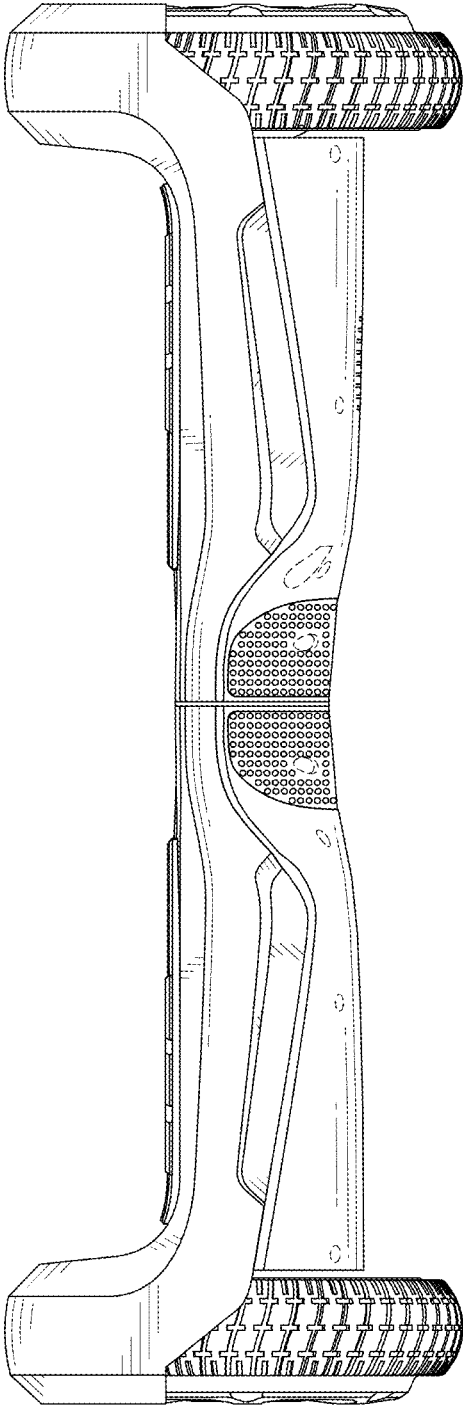


FIG. 2

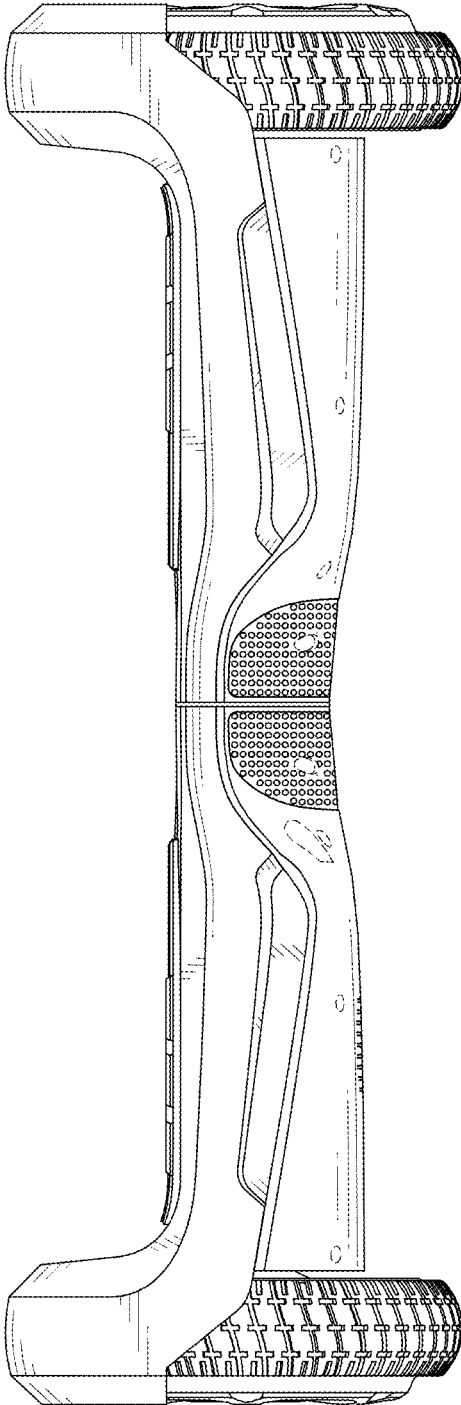


FIG. 3

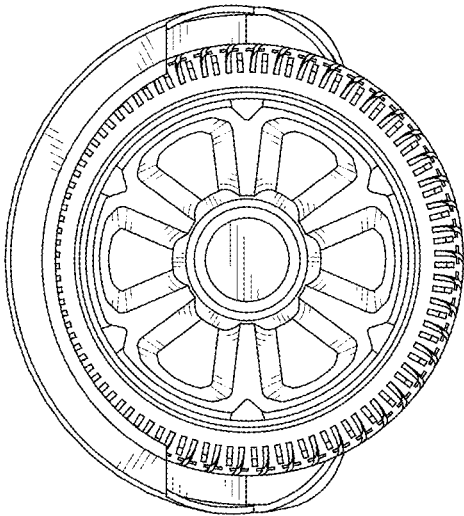


FIG. 4

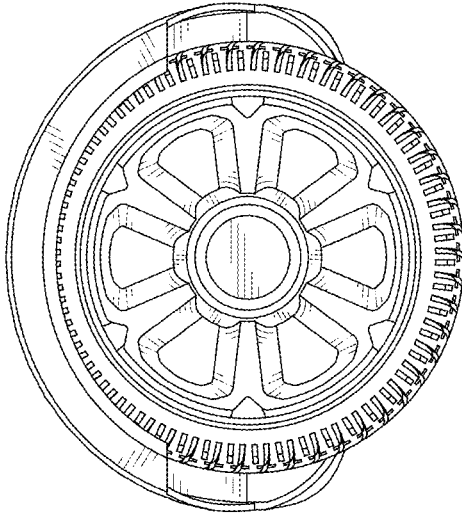


FIG. 5

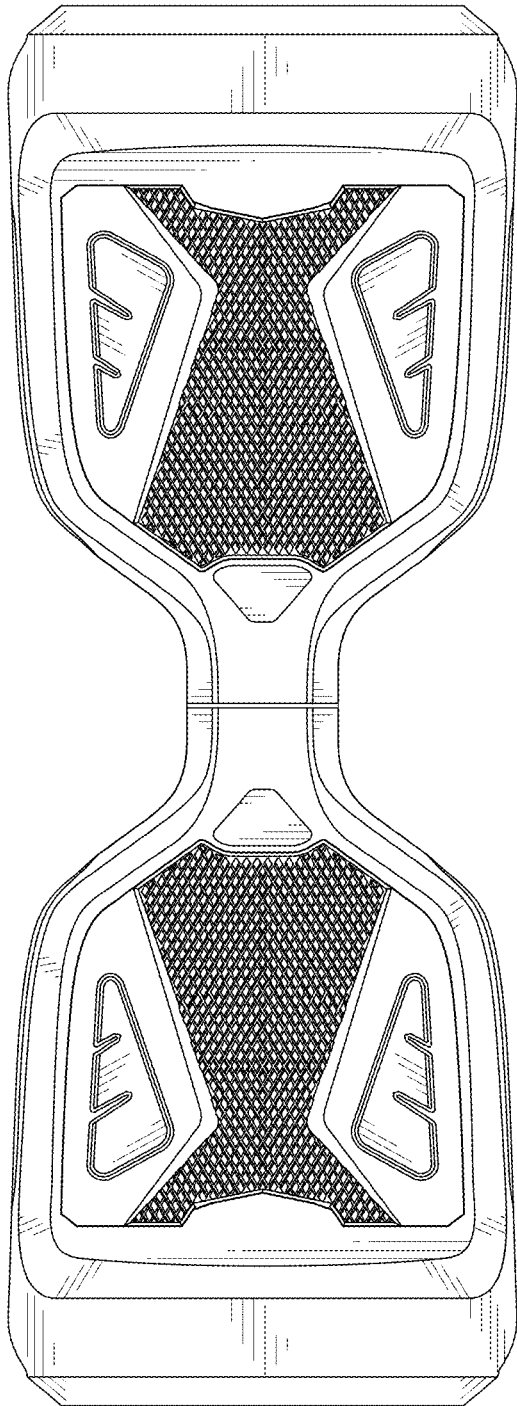


FIG. 6

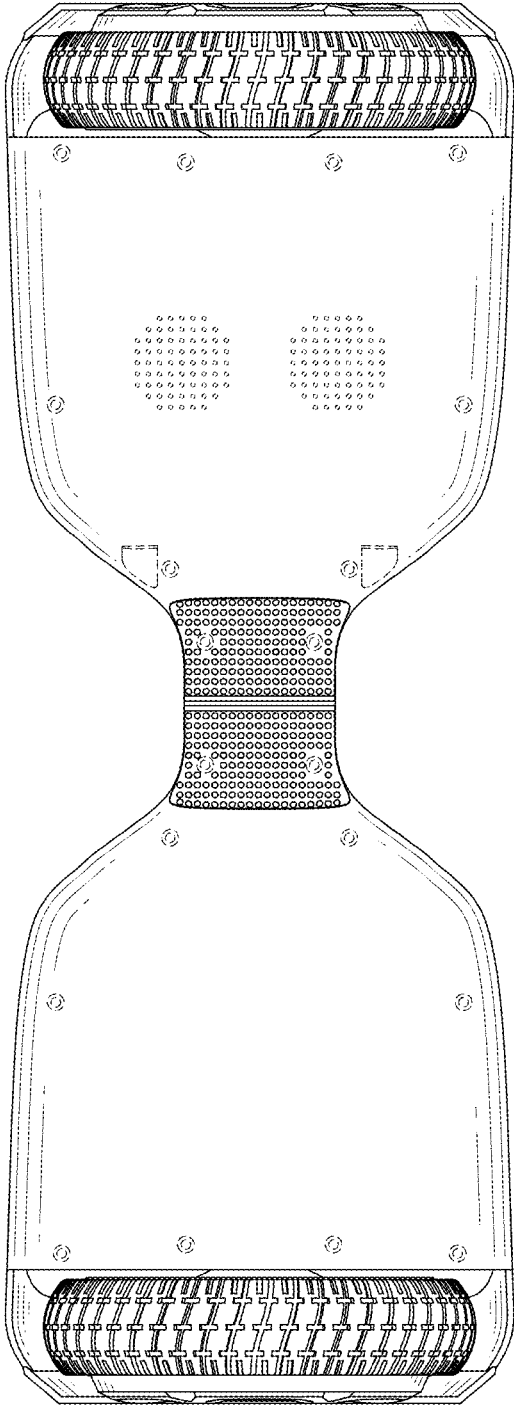


FIG. 7