



US00D412614S

United States Patent [19]

[11] Patent Number: **Des. 412,614**

Lavertue et al.

[45] Date of Patent: **** Aug. 10, 1999**

[54] **SHOE COLLAR**

[75] Inventors: **Jacques Lavertue**, Rockford, Mich.;
Clark A. Matis, Charlotte, Vt.

[73] Assignee: **Wolverine World Wide, Inc.**,
Rockford, Mich.

[**] Term: **14 Years**

[21] Appl. No.: **29/091,965**

[22] Filed: **Aug. 10, 1998**

[51] **LOC (6) Cl.** **02-99**

[52] **U.S. Cl.** **D2/972**

[58] **Field of Search** D2/896, 901, 902,
D2/907, 910, 969, 972, 973, 904, 977;
36/83, 113, 126-131, 45, 50.1

[56] **References Cited**

U.S. PATENT DOCUMENTS

D. 377,957	2/1997	Chen	D2/901
D. 379,258	5/1997	Cheng	D2/904
D. 391,317	2/1998	Robinette	D2/904

OTHER PUBLICATIONS

Eastbay Catalog—selected pages (acknowledged as prior art).
 Reebok Adventure Series Spring 1999 Catalog—selected pages (acknowledged as prior art).
 REI 1998 Fall & Winter Adventures Catalog—selected pages (acknowledged as prior art).
 ACG Fall 1998 Catalog—selected pages (acknowledged as prior art).
 Technica Outdoors Collection 1999 Catalog—selected pages (acknowledged as prior art).

Hi-Tec Catalog—selected pages (acknowledged as prior art).
 Salomon X-Mountain 1999 Catalog—selected pages (acknowledged as prior art).
 Vasque 1999 Catalog—selected pages (acknowledged as prior art).
 Boreal Catalog—selected pages (acknowledged as prior art).
 Alpina Catalog—selected pages (acknowledged as prior art).
 ACG Spring 1999 Catalog—selected pages (acknowledged as prior art).
 Road Runner Sports, Feb./Mar. 1997—selected pages.

Primary Examiner—Dominic Simone
Attorney, Agent, or Firm—Warner Norcross & Judd

[57] **CLAIM**

The ornamental design for shoe collar, as shown and described.

DESCRIPTION

FIG. 1 is a right side elevational view of the shoe collar embodying the new design, the remainder of the shoe being shown in broken lines for environmental purposes only;
 FIG. 2 is a left side elevational view thereof, the remainder of the shoe being shown in broken lines for environmental purposes only;
 FIG. 3 is a rear elevational view thereof, the remainder of the shoe being shown in broken lines for environmental purposes only;
 FIG. 4 is a top plan view thereof, the remainder of the shoe being shown in broken lines for environmental purposes only; and,
 FIG. 5 is a right perspective view thereof, the remainder of the shoe being shown in broken lines for environmental purposes only.

1 Claim, 5 Drawing Sheets

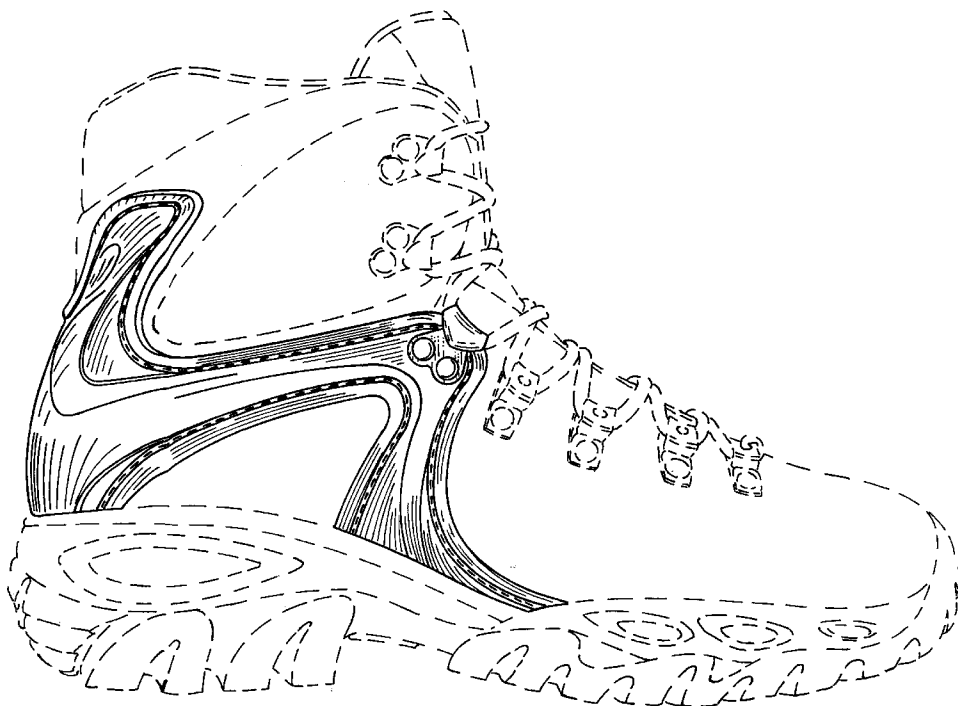
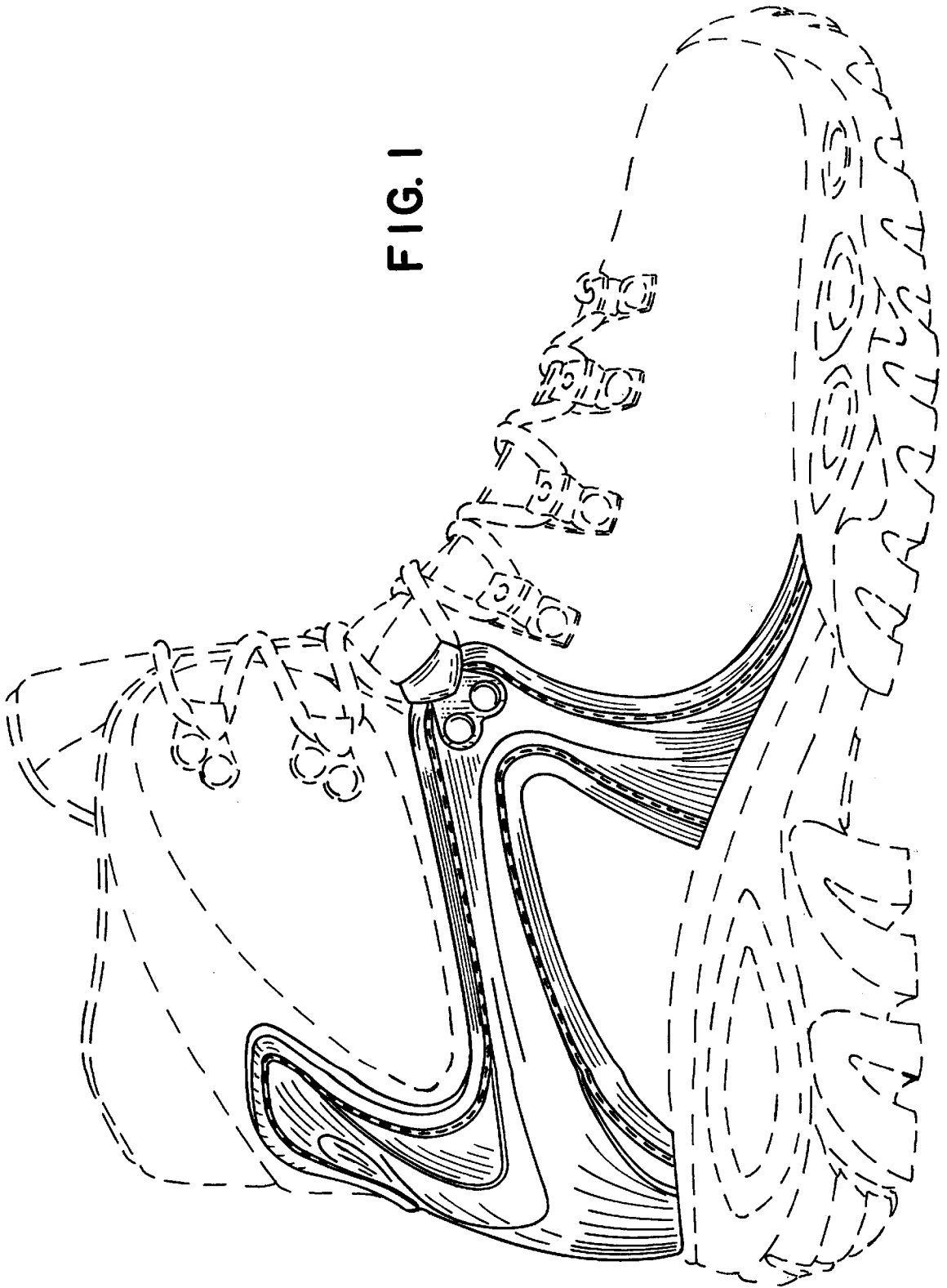


FIG. 1



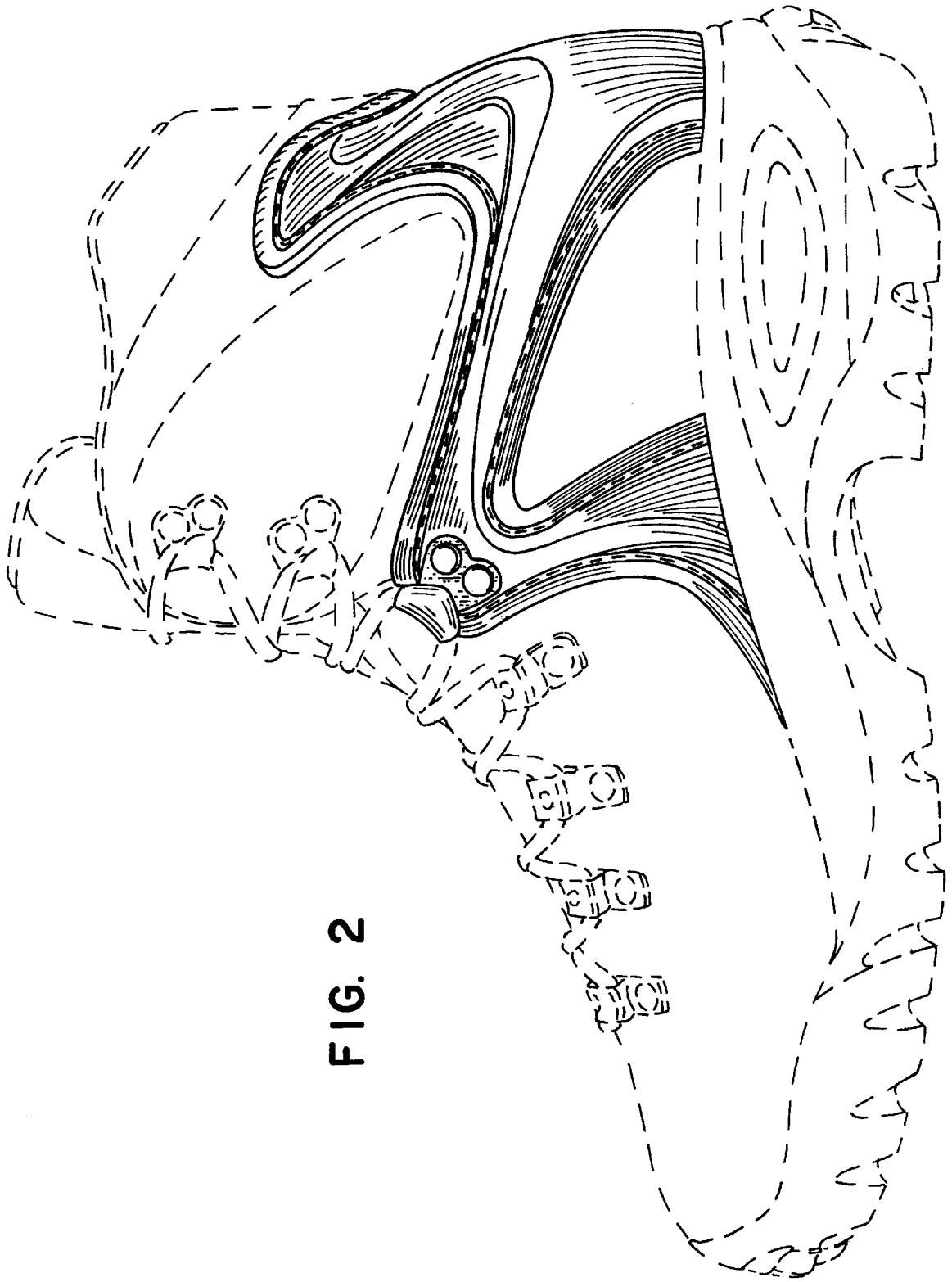


FIG. 2

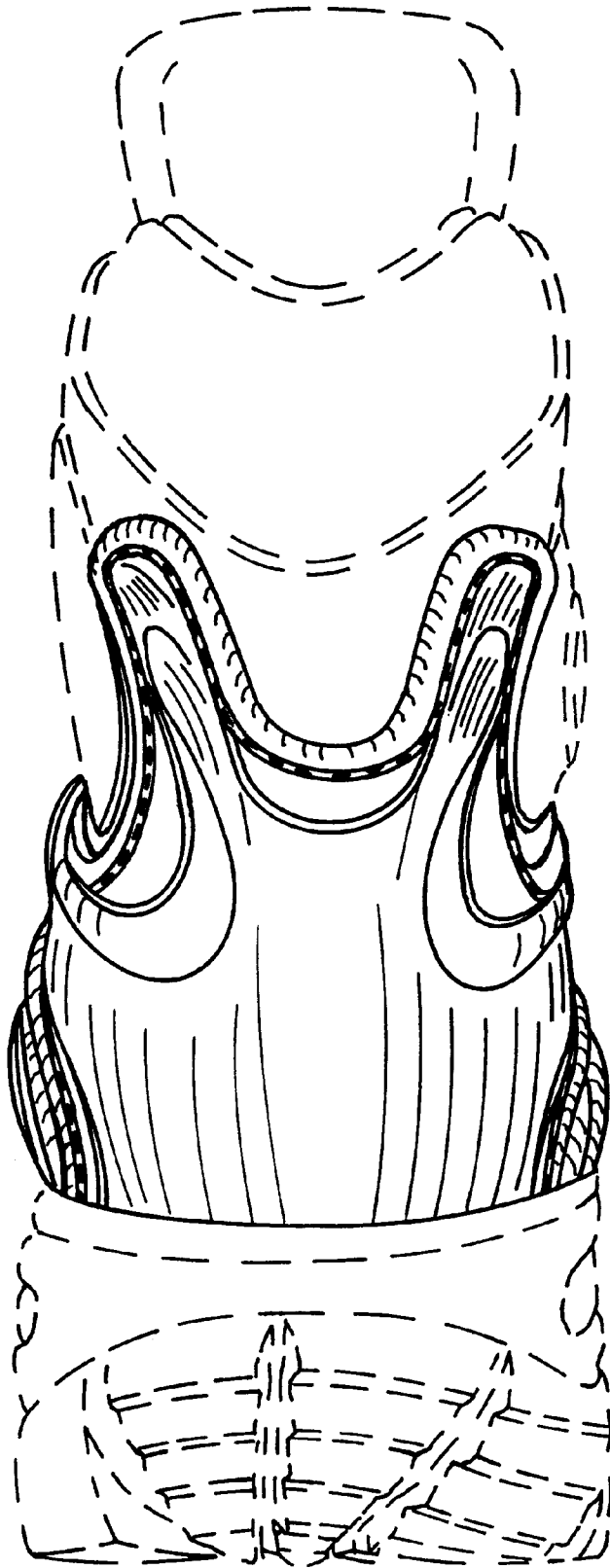


FIG. 3

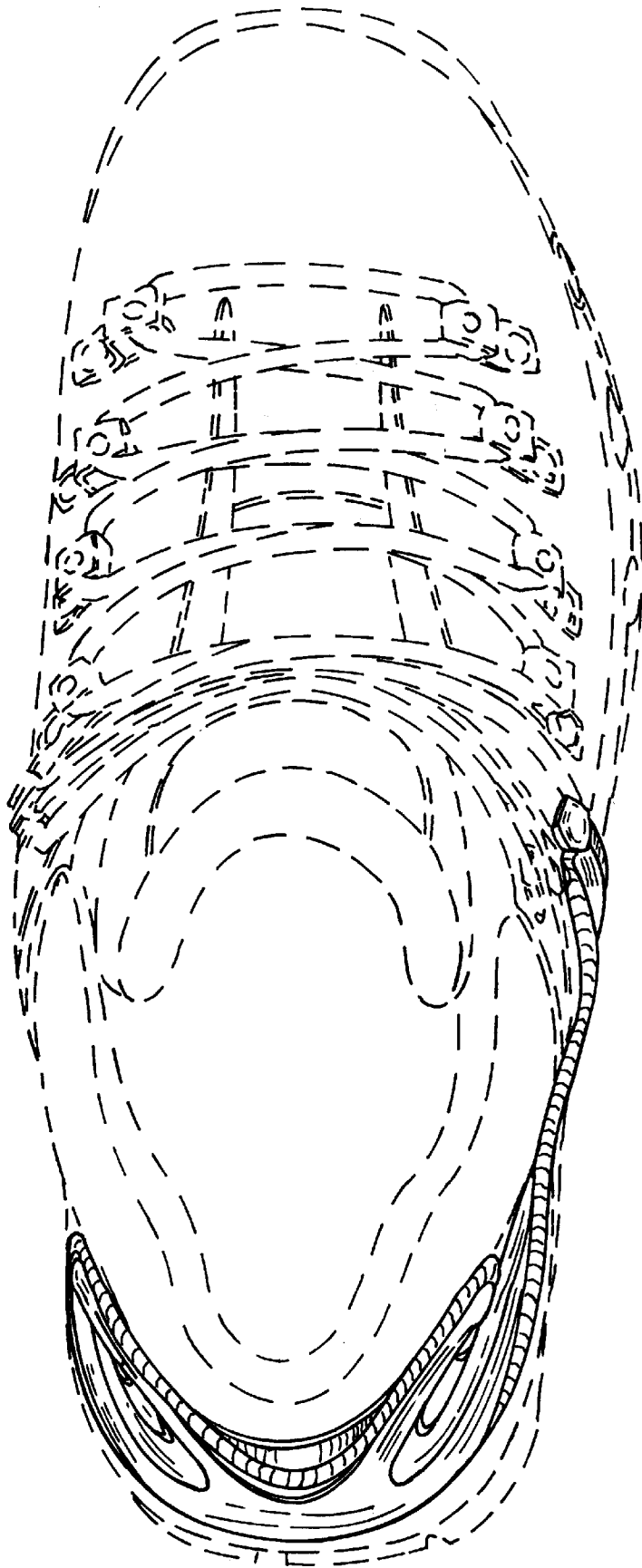


FIG. 4

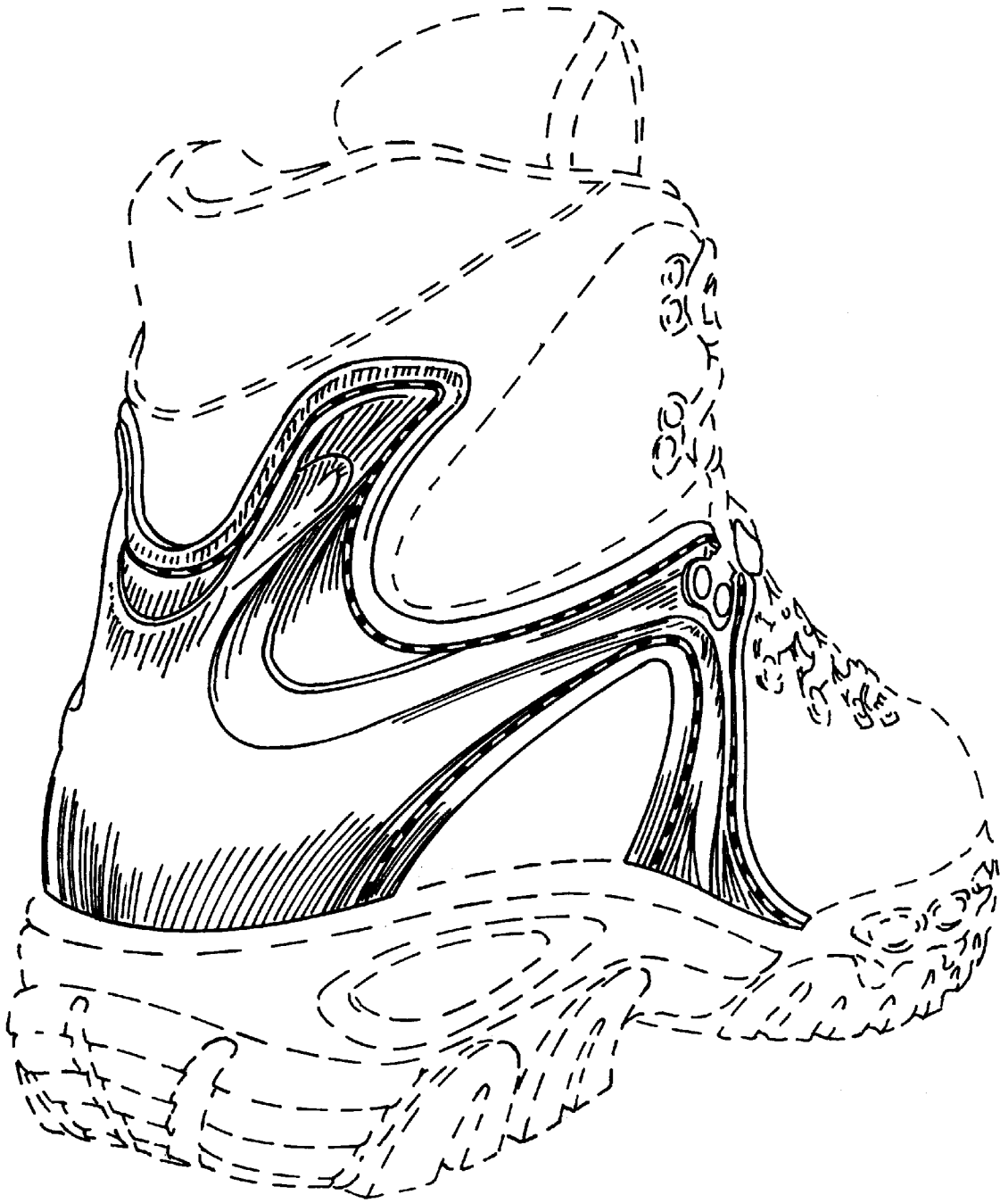


FIG. 5