

[54] **VIDEO CASSETTE RECORDER**

[75] **Inventor: Jae J. Shim, Kyungki, Rep. of Korea**
[73] **Assignee: Gold Star Co., Ltd., Seoul, Rep. of Korea**
[**] **Term: 14 Years**
[21] **Appl. No.: 284,466**
[22] **Filed: Dec. 14, 1988**

[30] **Foreign Application Priority Data**
Jun. 30, 1988 [KR] Rep. of Korea 9140/1988
[52] **U.S. Cl. D14/135**
[58] **Field of Search D14/124-126,**
D14/129, 134-136, 156, 160-165

[56] **References Cited**
U.S. PATENT DOCUMENTS
D. 275,566 9/1984 O'Leary D14/136
D. 295,859 5/1988 Shim D14/135
D. 297,932 10/1988 Ito et al. D14/135
D. 301,880 6/1989 Shim D14/135
D. 301,881 6/1989 Yang D14/135

OTHER PUBLICATIONS

HFD; 06/01/87; p. 77; Panasonic VCR.
Video Review; Jun. 1988; p. 51; Top right—Minolta S-VHS VCR.
Video Review; Dec. 1986; p. 13; Bottom left—Magnavox model VR9565 VCR.
Video Review; Oct. 1987; p. 34; Top right—Panasonic Model PV-4770 VCR.

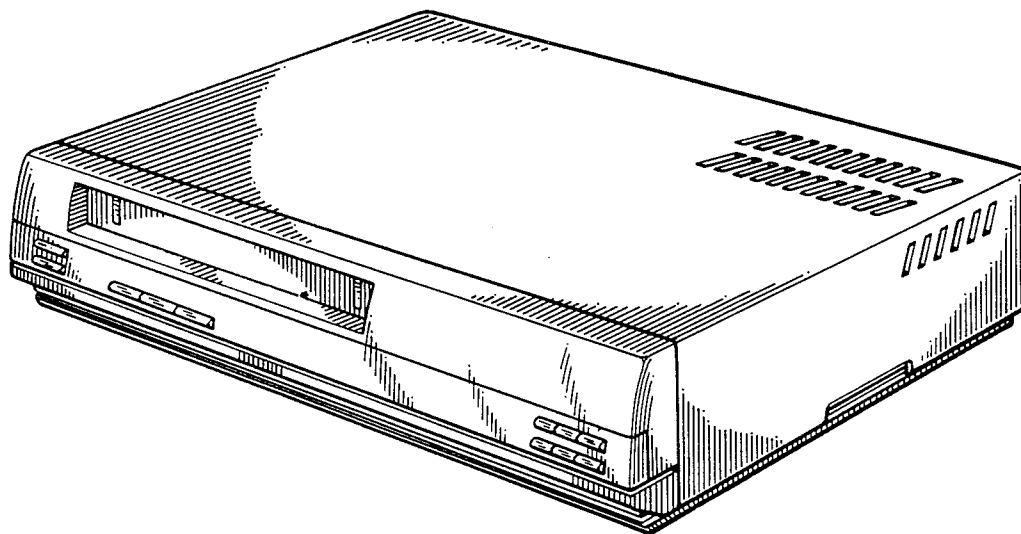
Primary Examiner—Theodore M. Shooman
Attorney, Agent, or Firm—John P. White

[57] **CLAIM**

The ornamental design for a video cassette recorder, as shown.

DESCRIPTION

FIG. 1 is a top, front and right side perspective view of a video cassette recorder showing my new design; FIG. 2 is a top plan view thereof; FIG. 3 is a front elevational view thereof; FIG. 4 is a rear elevational view thereof; FIG. 5 is a bottom plan view thereof; FIG. 6 is a right side elevational view thereof; and FIG. 7 is a left side elevational view.



F I G . 1

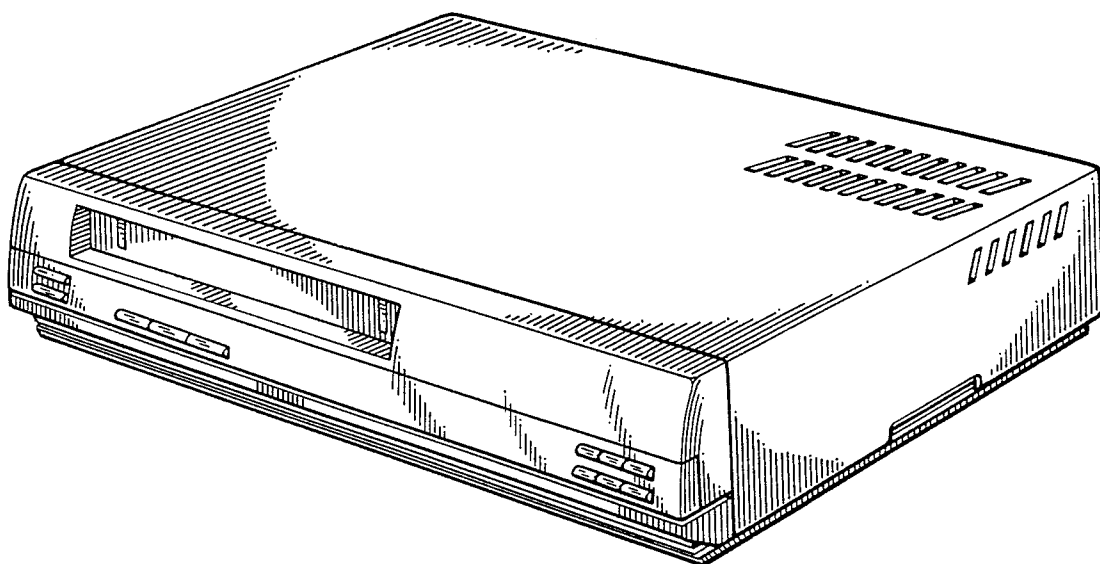


FIG. 2

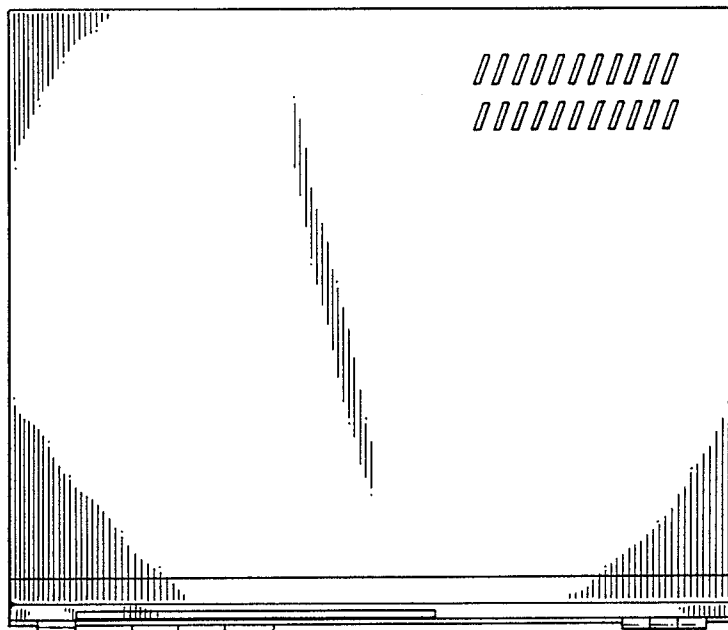


FIG. 3

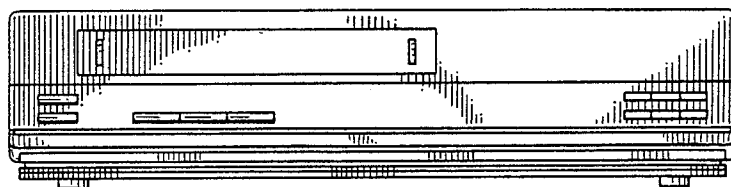
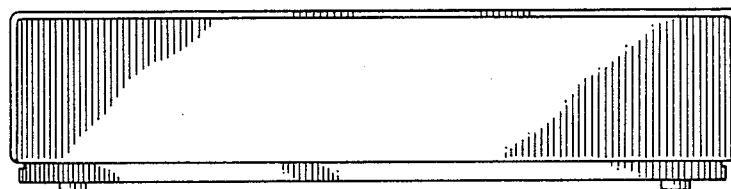
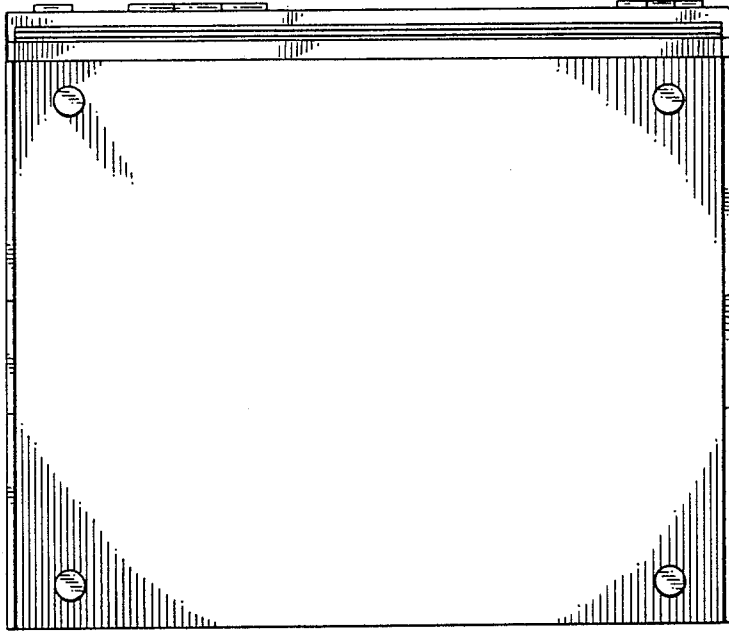


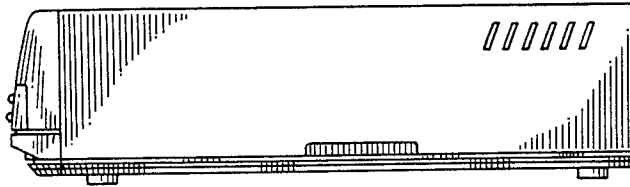
FIG. 4



F I G . 5



F I G . 6



F I G . 7

