



US00D679413S

(12) **United States Design Patent**  
**Bucher et al.**

(10) **Patent No.:** **US D679,413 S**

(45) **Date of Patent:** **\*\* Apr. 2, 2013**

(54) **SAMPLE CUP**

(75) Inventors: **Armin Bucher**, Neuenkirch (CH);  
**Guenter Ohl**, Lampertheim (DE)

(73) Assignee: **Roche Diagnostics Operations, Inc.**,  
Indianapolis, IN (US)

(\*\*) Term: **14 Years**

(21) Appl. No.: **29/426,979**

(22) Filed: **Jul. 12, 2012**

**Related U.S. Application Data**

(62) Division of application No. 29/367,565, filed on Aug.  
10, 2010.

(30) **Foreign Application Priority Data**

Feb. 15, 2010 (WO) ..... 535 166 201

(51) **LOC (9) Cl.** ..... **24-01**

(52) **U.S. Cl.** ..... **D24/224**

(58) **Field of Classification Search** ..... D24/216–217,  
D24/219, 223–226, 227, 229–231, 232, 107,  
D24/121–123; D10/81; 422/547–554, 556,  
422/558, 559, 500; 435/288.1, 288.2, 288.3,  
435/288.4, 294.1, 304.1, 304.3, 305.1–305.4;  
D3/201, 203.1, 203.2

See application file for complete search history.

(56) **References Cited**

**U.S. PATENT DOCUMENTS**

D209,822 S 1/1968 Alliger  
3,807,955 A \* 4/1974 Note et al. .... 436/177  
D266,358 S 9/1982 Kerns  
D287,639 S 1/1987 Moore et al.  
D301,118 S 5/1989 Baxter  
4,859,610 A \* 8/1989 Maggio ..... 436/518  
D315,680 S 3/1991 Baxter  
5,038,958 A \* 8/1991 Dreier ..... 220/366.1  
5,254,312 A \* 10/1993 Staebler et al. .... 422/501  
D342,028 S 12/1993 Stenger  
5,382,406 A 1/1995 Kruger et al.  
D378,940 S 4/1997 Baxter

D399,571 S 10/1998 Kelly et al.  
D401,697 S 11/1998 Cloonan et al.  
5,915,583 A 6/1999 Cloonan et al.  
D431,299 S \* 9/2000 Lammie ..... D24/224  
6,221,655 B1 \* 4/2001 Fung et al. .... 435/288.1  
6,500,390 B1 12/2002 Boulton et al.  
D519,868 S 5/2006 Sasano et al.  
D583,481 S 12/2008 Yamamoto et al.  
D613,873 S 4/2010 Jia  
D652,148 S 1/2012 Matsuura  
2003/0213312 A1 11/2003 DeYoung et al.

**OTHER PUBLICATIONS**

Election/Restriction pertaining to U.S. Appl. No. 29/367,565 dated  
Feb. 29, 2012.

Notice of Allowance pertaining to U.S. Appl. No. 29/367,565 dated  
Jul. 25, 2012.

\* cited by examiner

*Primary Examiner* — Anhdao Doan

(74) *Attorney, Agent, or Firm* — Dinsmore & Shohl LLP

(57) **CLAIM**

The ornamental design for a sample cup, as shown and  
described.

**DESCRIPTION**

FIG. 1 a perspective view of a sample cup illustrating our new  
design;

FIG. 2 is a front view thereof, the back view being a mirror  
image of FIG. 2;

FIG. 3 is a top plan view thereof;

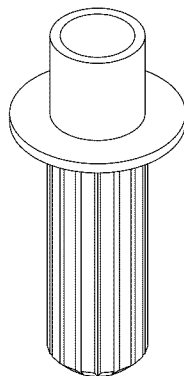
FIG. 4 is a bottom plan view thereof;

FIG. 5 is a front view of a sample cup of FIG. 1, fitting on a  
primary tube of a first diameter, the back view being a mirror  
image of FIG. 5; and,

FIG. 6 is a front view of a sample cup of FIG. 1, fitting on  
another primary tube of a second diameter, the back view  
being a mirror image of FIG. 6.

The broken lines in FIG. 3 are included for the purpose of  
illustrating a portion of the sample cup that forms no part of  
the claimed design. The broken lines showing the tube in  
FIGS. 5 and 6 represent the environment. None of the broken  
lines form a part of the claimed design.

**1 Claim, 2 Drawing Sheets**



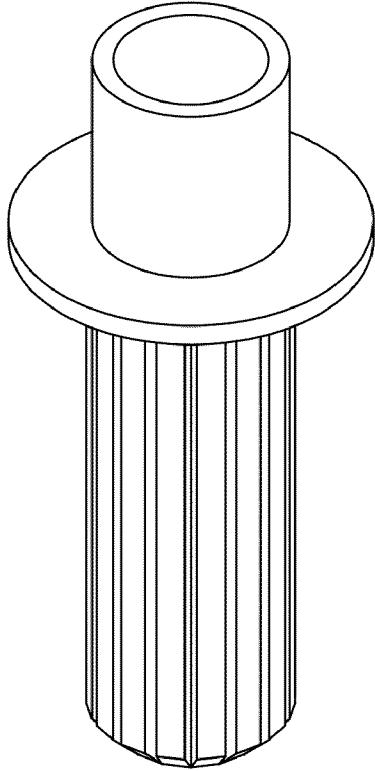


FIG. 1

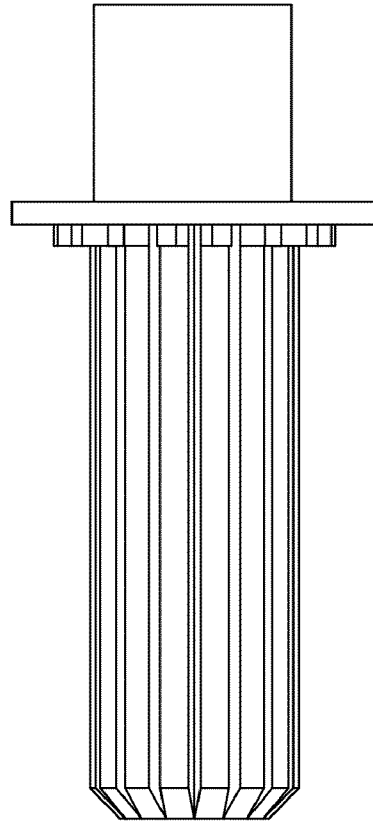


FIG. 2

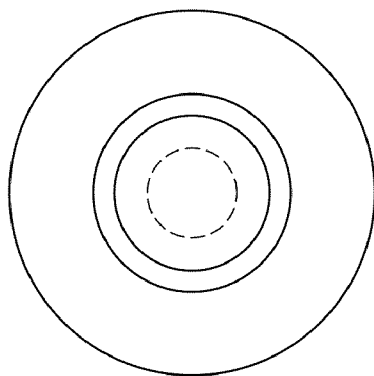


FIG. 3

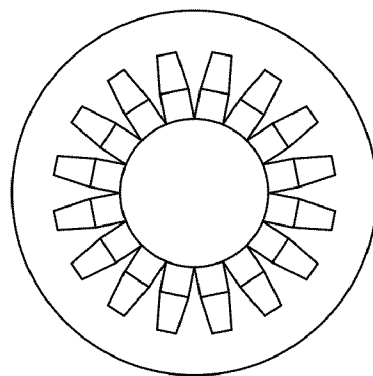


FIG. 4




FIG. 5

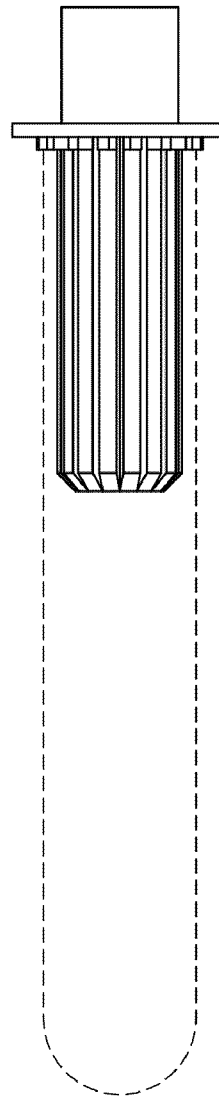


FIG. 6