



(12) **United States Design Patent**
Ness et al.

(10) **Patent No.:** US D913,860 S
(45) **Date of Patent:** ** Mar. 23, 2021

- (54) **MOTORCYCLE AIR CLEANER**
- (71) Applicant: **Arlen Ness Enterprises, Inc.**, Dublin, CA (US)
- (72) Inventors: **Cory Allen Ness**, Alamo, CA (US);
Phillip Bates Mitchell, Jr., Loomis, CA (US)
- (73) Assignee: **ARLEN NESS ENTERPRISES, INC.**, Dublin, CA (US)
- (**) Term: **15 Years**

7,662,203 B2 * 2/2010 Scott F01M 13/0033
55/498
8,052,780 B2 * 11/2011 Rotter B01D 50/002
95/273
D652,496 S * 1/2012 Greenlees D23/365
(Continued)

Primary Examiner — Darlington Ly
(74) *Attorney, Agent, or Firm* — Steven R. Vosen

(57) **CLAIM**

The ornamental design for a motorcycle air cleaner, as shown and described.

DESCRIPTION

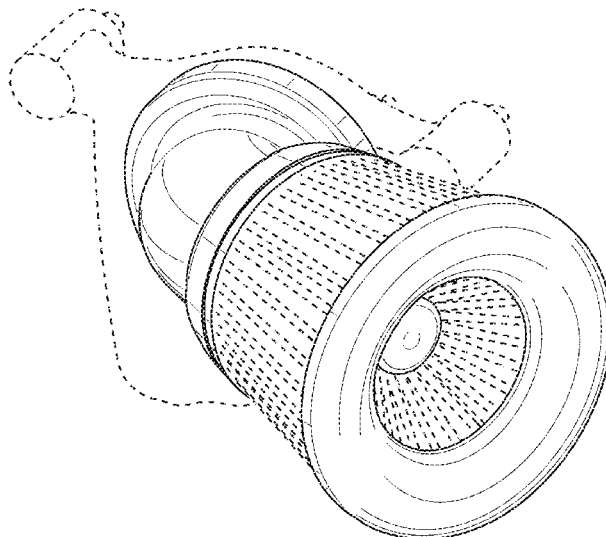
FIG. 1 is a top, front, and left side perspective view of a motorcycle air cleaner showing our new design;
 FIG. 2 is front elevation view thereof;
 FIG. 3 is a left side elevation view thereof;
 FIG. 4 is a rear elevation view thereof;
 FIG. 5 is a right side elevation view thereof;
 FIG. 6 is a top plan view thereof;
 FIG. 7 is a bottom plan view thereof;
 FIG. 8 is a top, front, and left side perspective view thereof with the broken line showing of environmental structure omitted;
 FIG. 9 is a front elevation view thereof with the broken line showing of environmental structure omitted;
 FIG. 10 is a left side elevation view thereof with the broken line showing of environmental structure omitted;
 FIG. 11 is a rear elevation view thereof with the broken line showing of environmental structure omitted;
 FIG. 12 is a right side elevation view thereof with the broken line showing of environmental structure omitted;
 FIG. 13 is a top plan view thereof with the broken line showing of environmental structure omitted; and,
 FIG. 14 is a bottom plan view thereof with the broken line showing of environmental structure omitted.
 The broken lines in the drawings illustrate portions of the motorcycle air cleaner and environmental structure that form no part of the claimed design.

- (21) Appl. No.: **29/696,132**
- (22) Filed: **Jun. 25, 2019**
- (51) **LOC (13) Cl.** **12-11**
- (52) **U.S. Cl.**
USPC **D12/126; D23/365; D15/5**
- (58) **Field of Classification Search**
USPC D12/110, 114, 126, 180; D15/1-5;
D23/364, 365
CPC B01D 46/0002; B01D 46/521; B01D
46/0004; B01D 46/2411; B01D 50/002;
F02M 25/0854; F02M 35/04; F02M
35/10032; F02M 35/022; F02M 35/0203;
F02M 35/024; F02M 35/10019
See application file for complete search history.

(56) **References Cited**
U.S. PATENT DOCUMENTS

| | | | | |
|----------------|---------|--------------|-------|-----------------------|
| D305,149 S * | 12/1989 | Stahel | | D23/364 |
| D403,414 S * | 12/1998 | Shelton | | D23/365 |
| D403,416 S * | 12/1998 | Shelton | | D23/365 |
| D467,654 S * | 12/2002 | Klug | | D23/365 |
| 6,833,023 B1 * | 12/2004 | Vandenberghe | | B01D 29/906 55/337 |
| D524,822 S * | 7/2006 | Garvey | | D15/5 |
| D533,265 S * | 12/2006 | Fiello | | D23/365 |
| D544,083 S * | 6/2007 | Walser | | D12/114 |

1 Claim, 11 Drawing Sheets



(56)

References Cited

U.S. PATENT DOCUMENTS

| | | | | |
|--------------|------|---------|------------------|--------------------------|
| 8,273,143 | B2 * | 9/2012 | Coulonvaux | B01D 46/0024 55/344 |
| 8,292,984 | B2 * | 10/2012 | Baseotto | B01D 46/0024 55/498 |
| D675,230 | S * | 1/2013 | Finnie | D15/5 |
| D675,649 | S * | 2/2013 | Sands | D15/5 |
| D676,361 | S * | 2/2013 | Louden | D12/126 |
| D706,177 | S * | 6/2014 | Finnie | D12/126 |
| D739,513 | S * | 9/2015 | Williams | D23/365 |
| D793,544 | S * | 8/2017 | Ramirez | D23/365 |
| D800,609 | S * | 10/2017 | Trask | D12/110 |
| D829,315 | S * | 9/2018 | Williams | D23/365 |
| D852,680 | S * | 7/2019 | Ness | D12/114 |
| D871,271 | S * | 12/2019 | Richards | D12/114 |
| D879,276 | S * | 3/2020 | King, Jr. | D23/365 |
| D897,517 | S * | 9/2020 | Wolf | D23/365 |
| 2008/0223327 | A1 * | 9/2008 | Smith | F02M 35/04 123/184.21 |

* cited by examiner

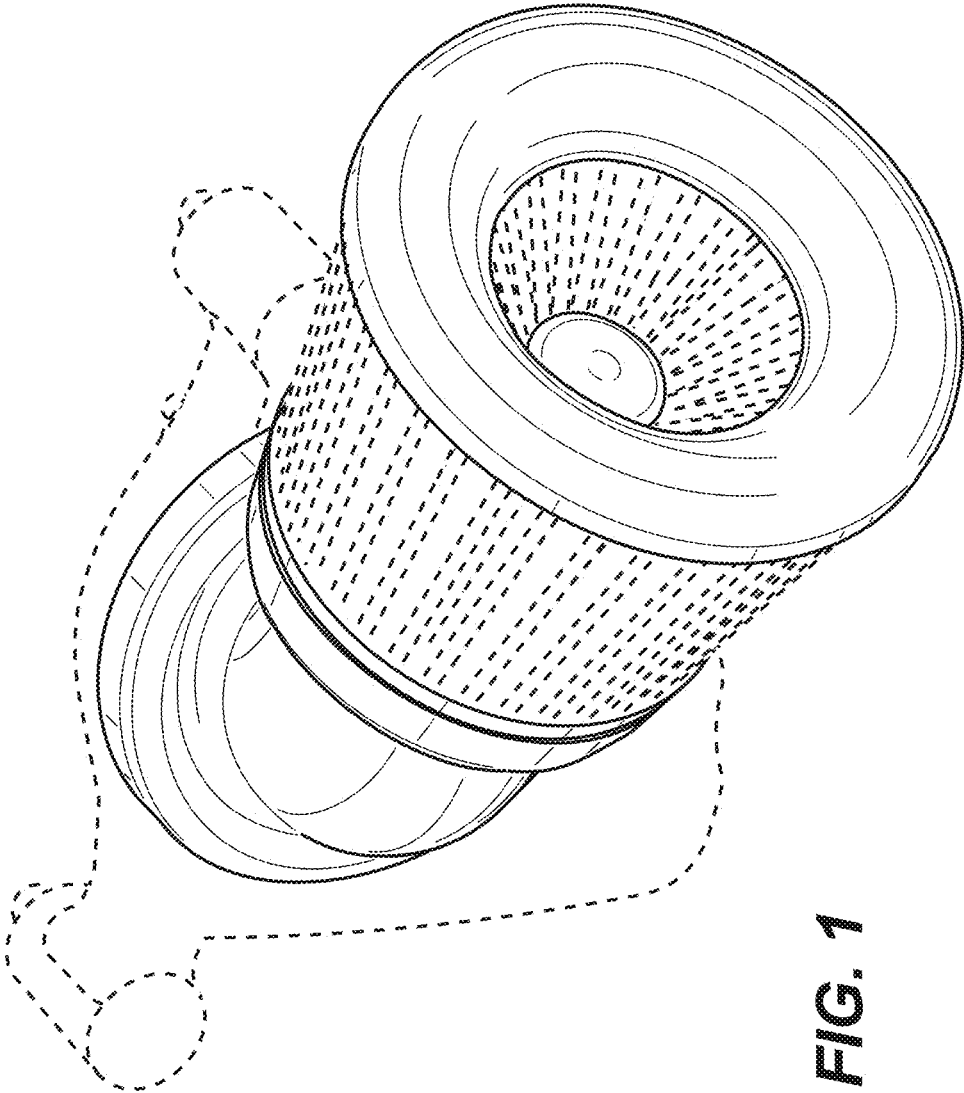


FIG. 1

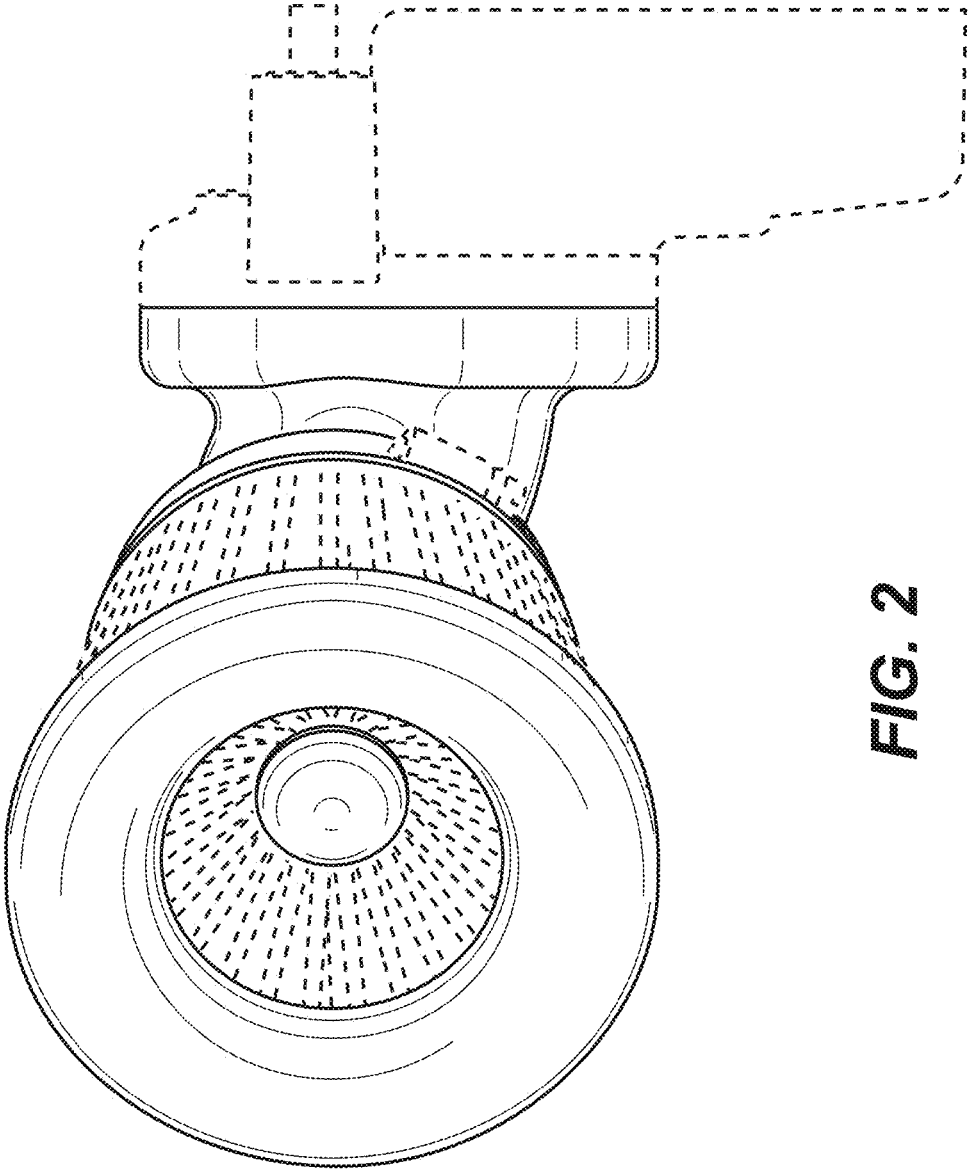


FIG. 2

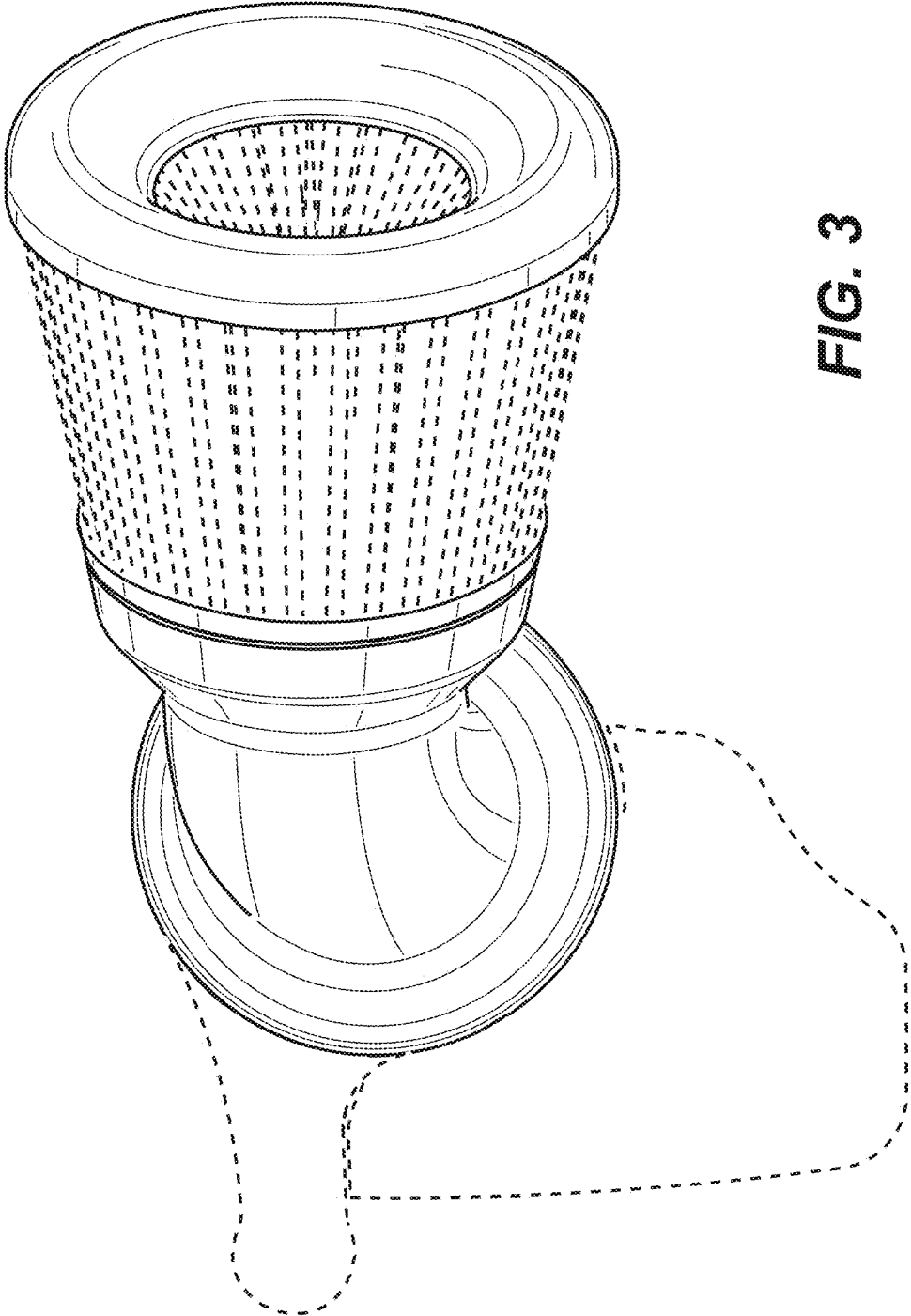


FIG. 3

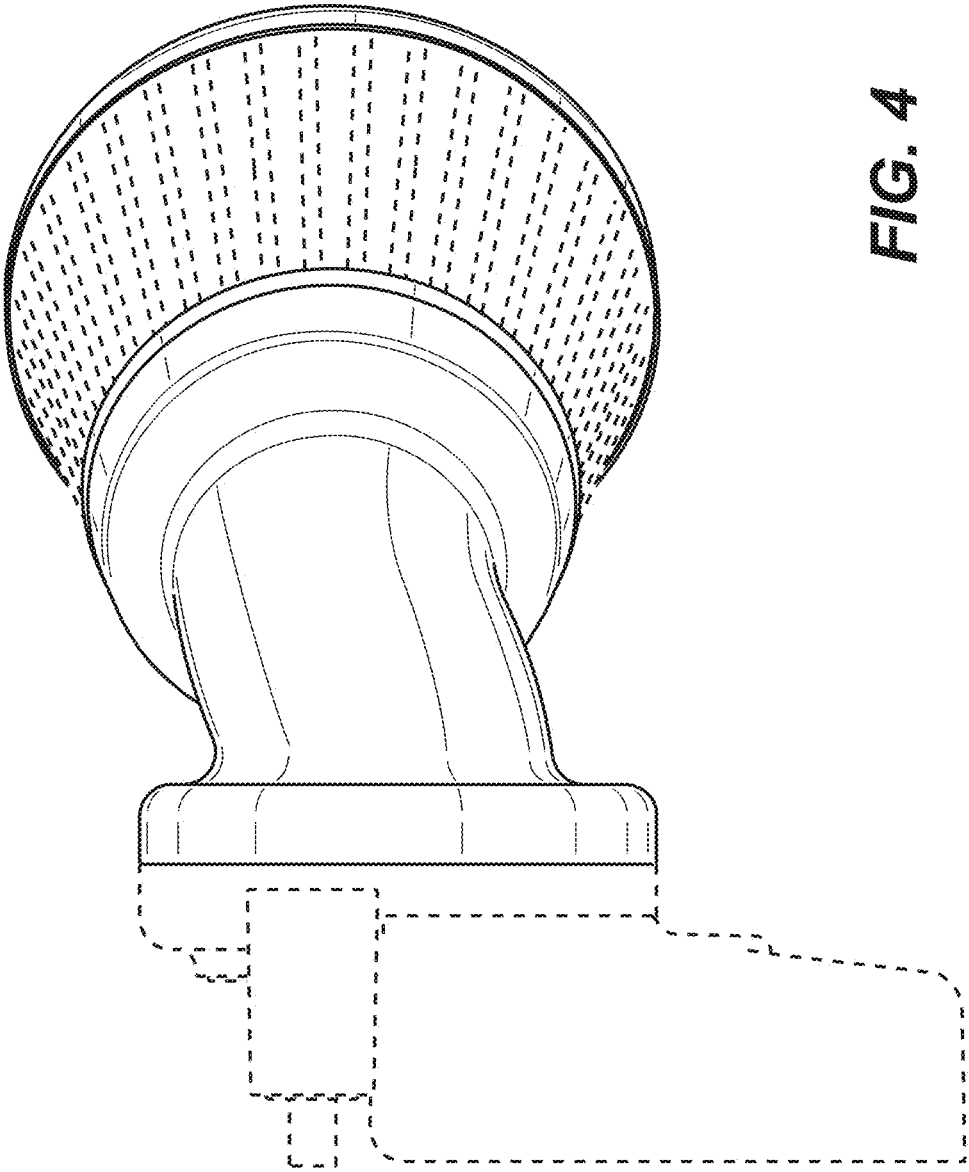


FIG. 4

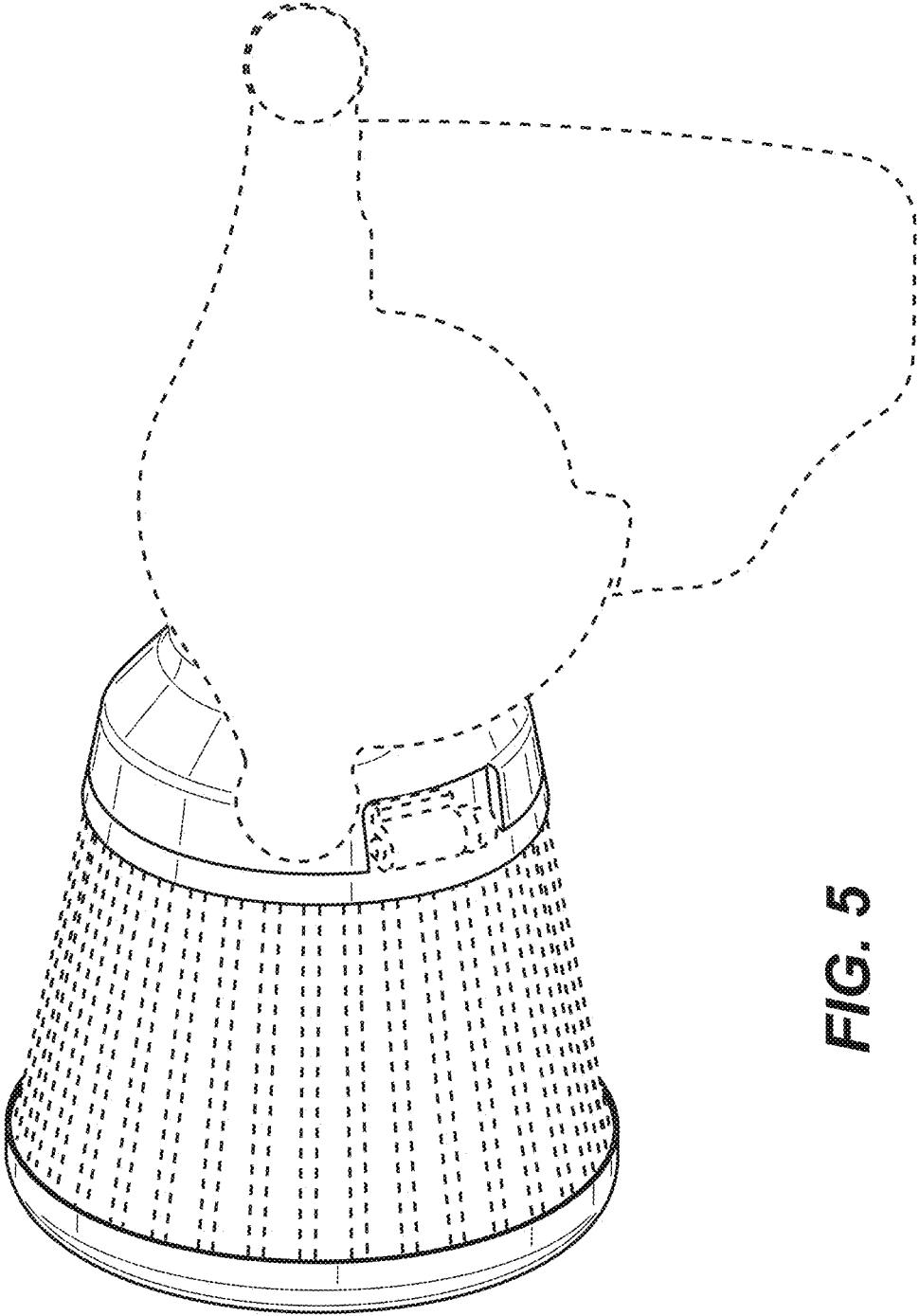


FIG. 5

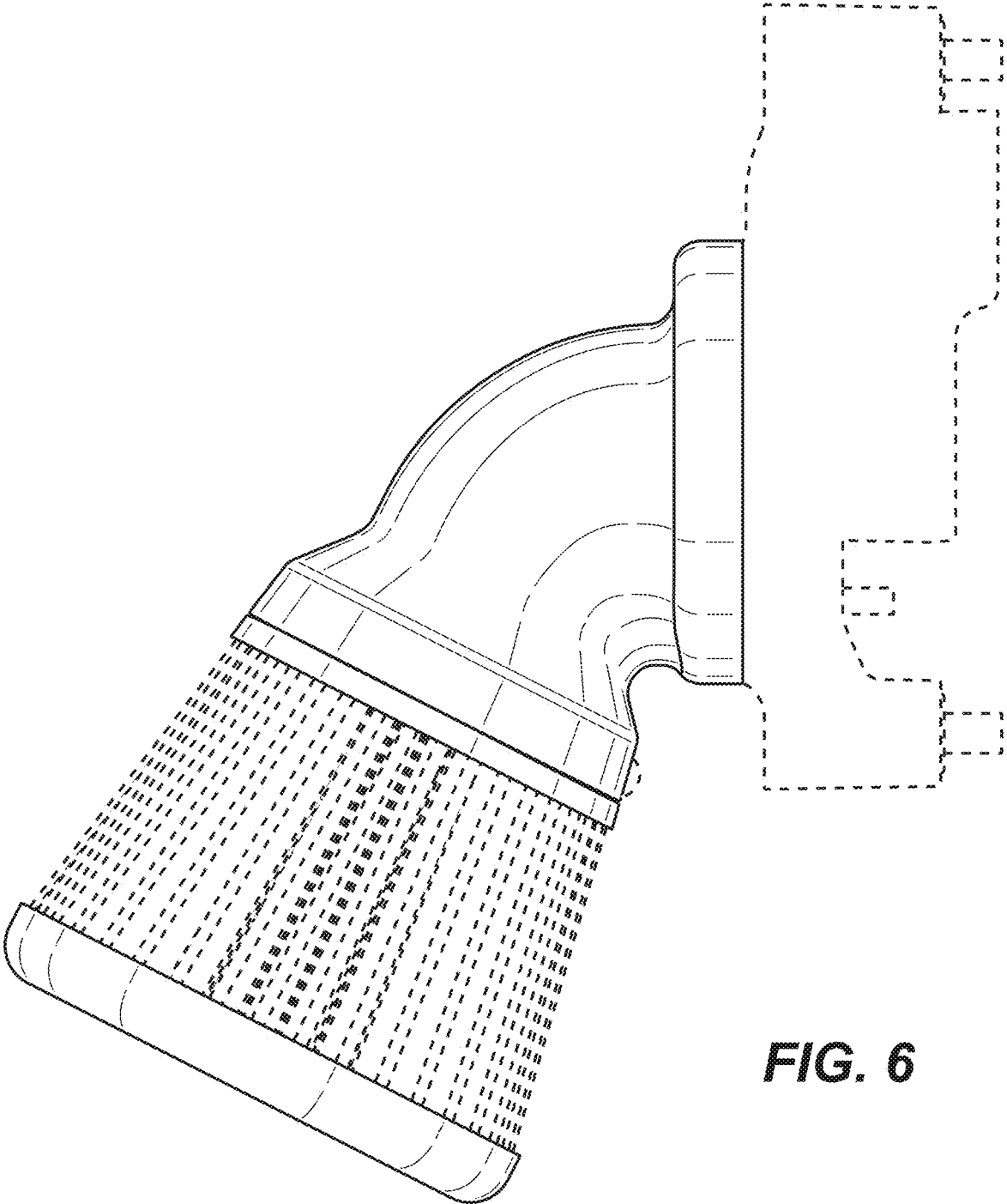


FIG. 6

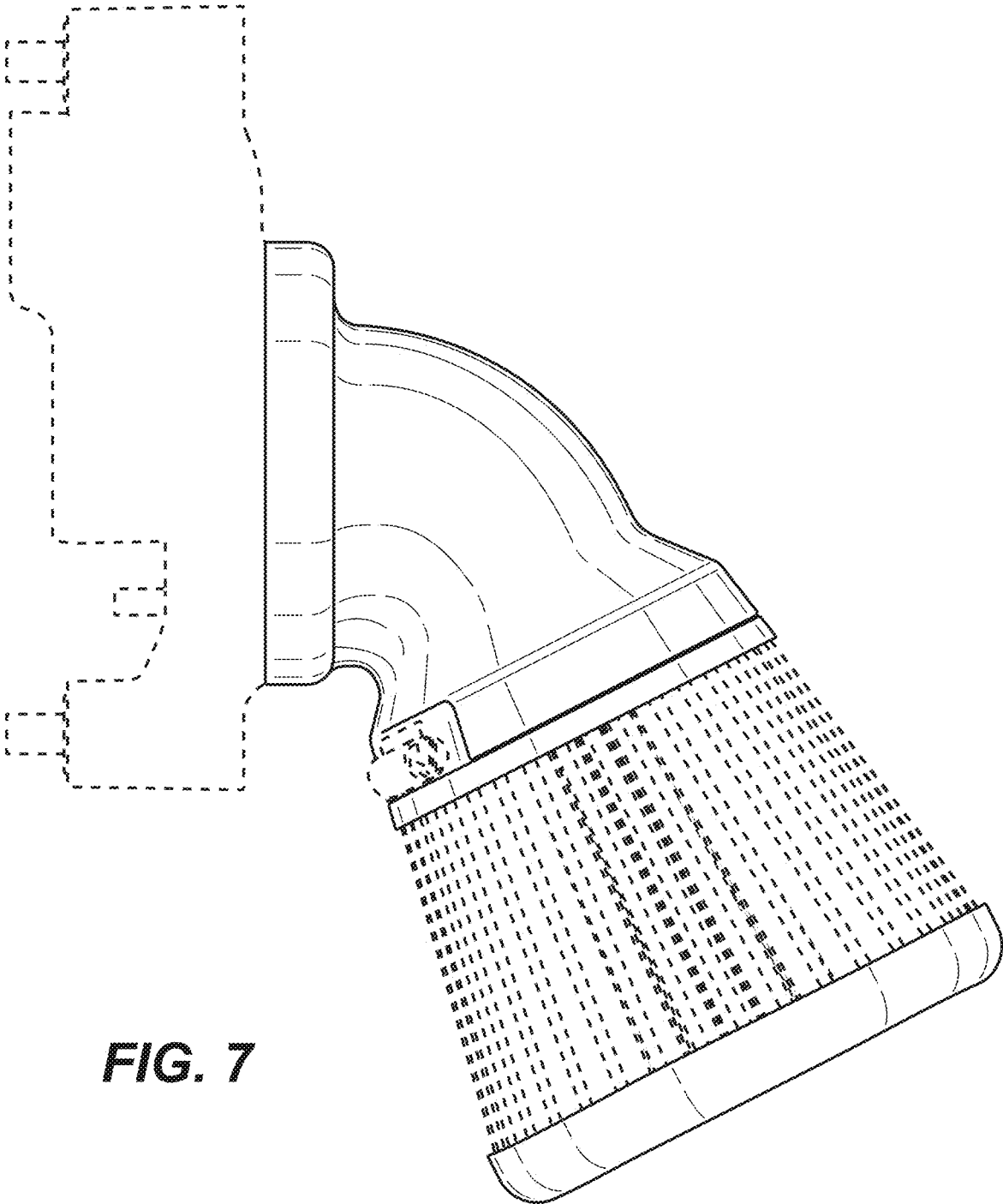


FIG. 7

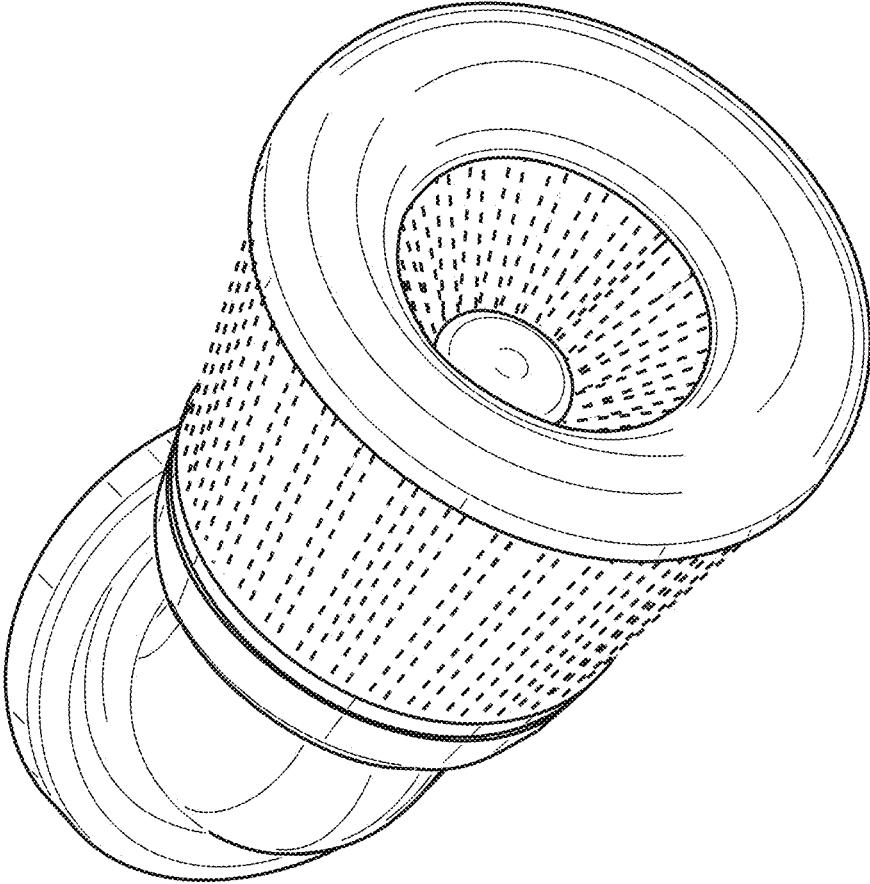


FIG. 8

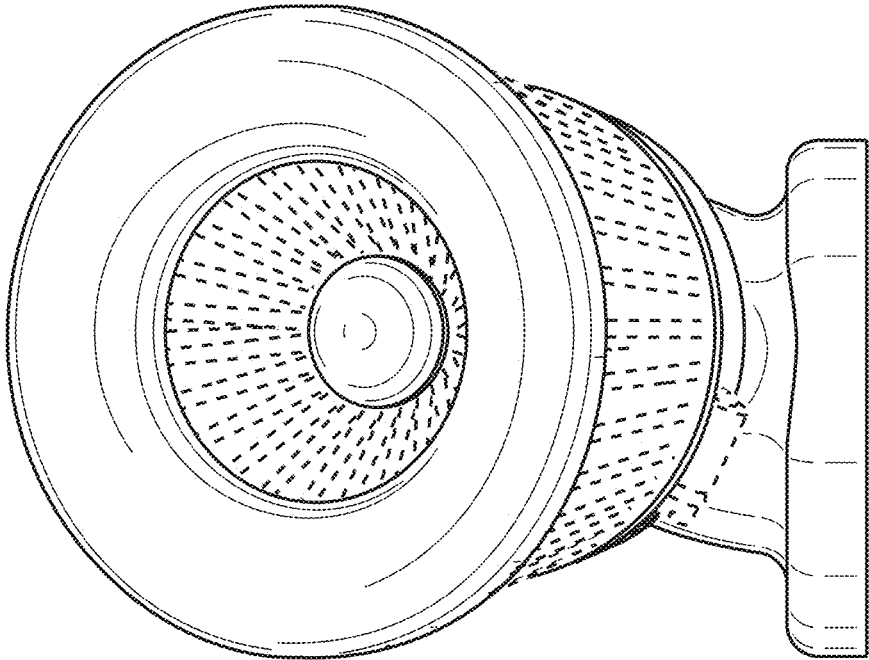


FIG. 9

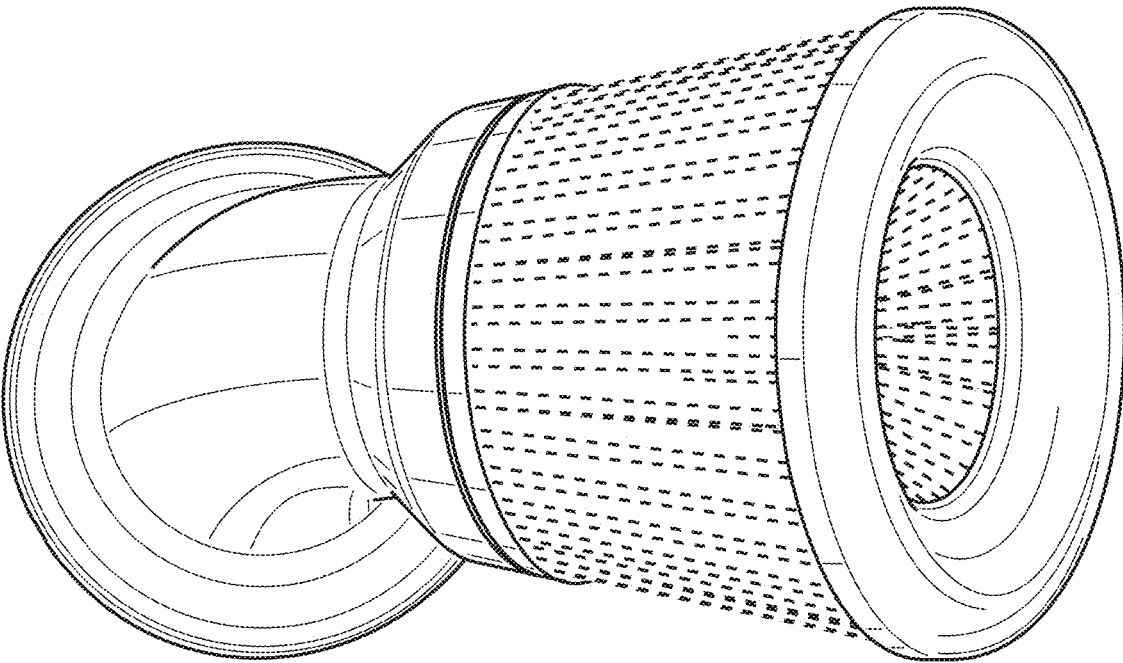


FIG. 10

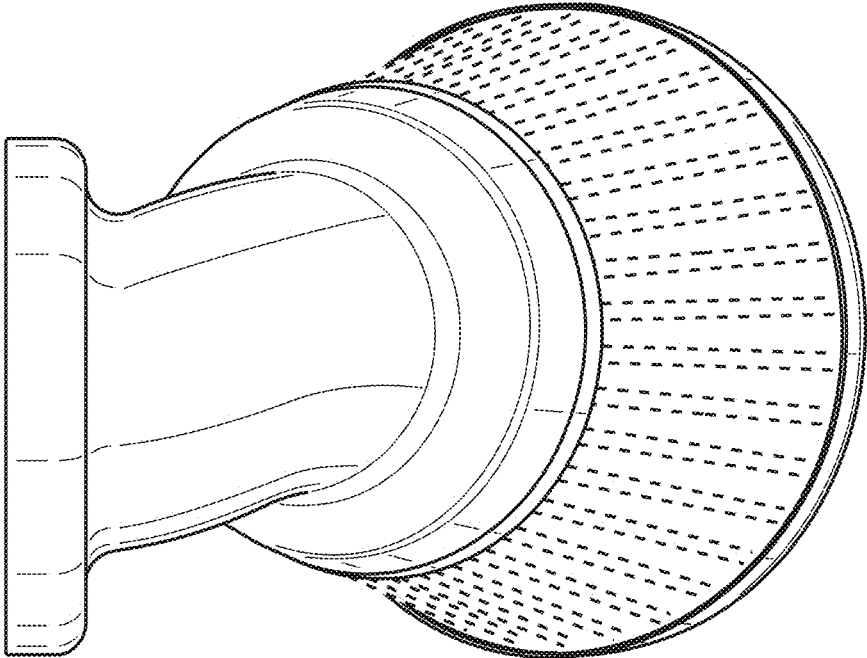


FIG. 11

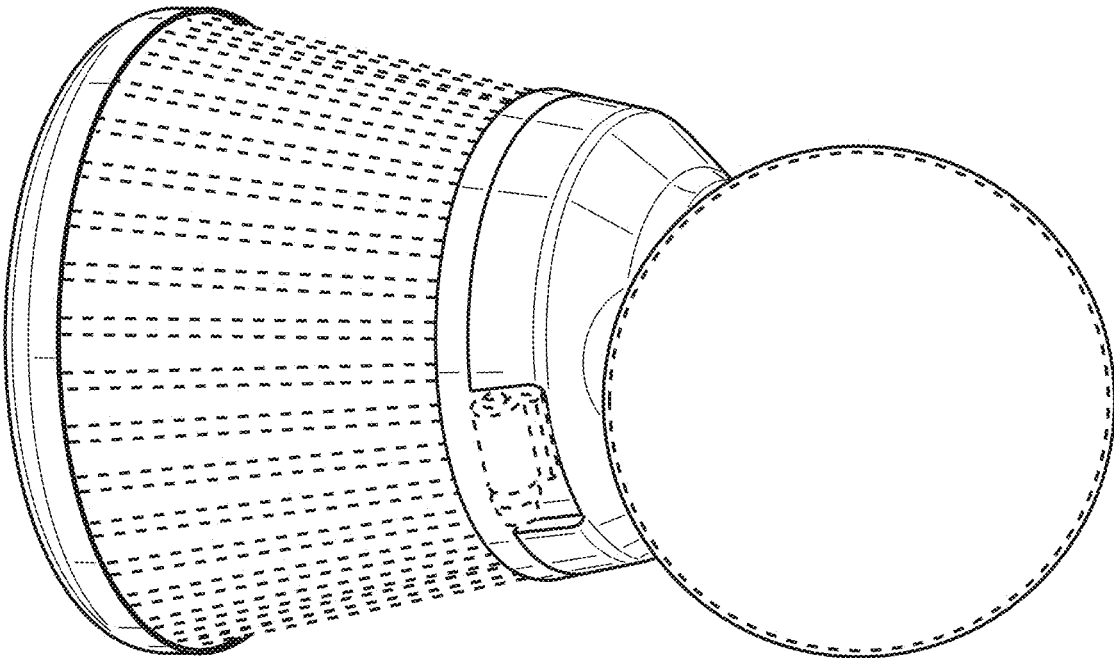


FIG. 12

FIG. 14

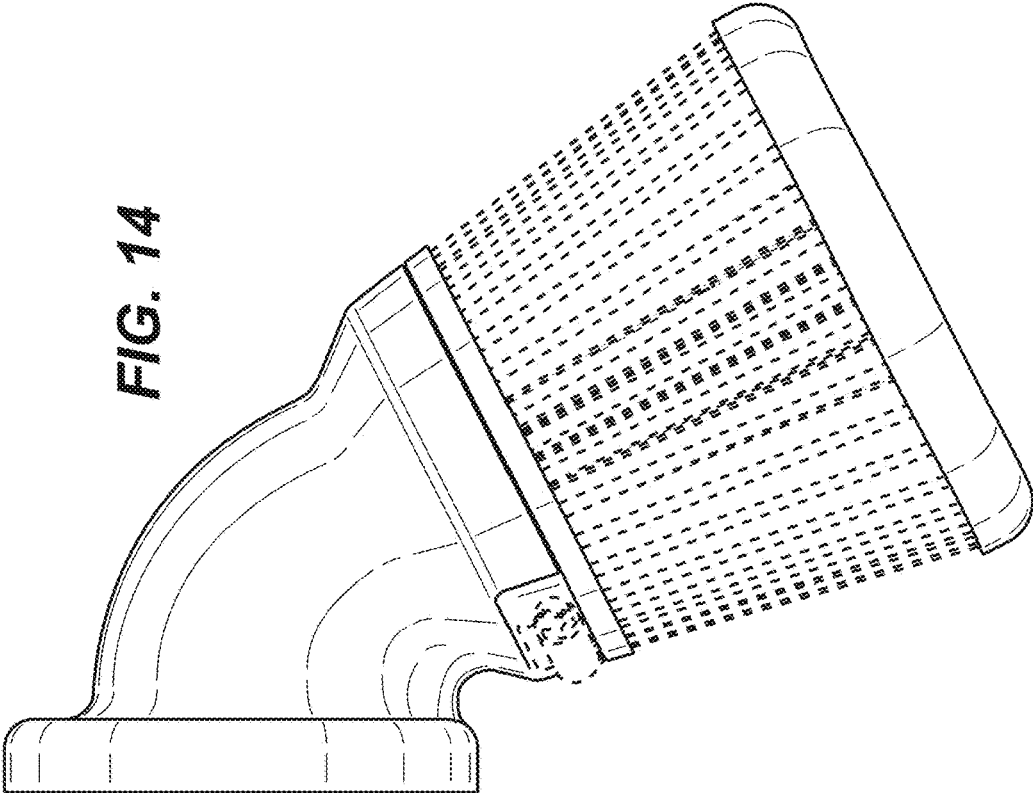


FIG. 13

