



US00D566532S

(12) **United States Design Patent**  
**Wolff**

(10) **Patent No.:** **US D566,532 S**

(45) **Date of Patent:** **\*\* Apr. 15, 2008**

(54) **HOOK**

D482,600 S \* 11/2003 Dretzka ..... D8/367

(76) Inventor: **Stephen H. Wolff**, Wolff Medical Marketing and Design, LLC, 110 E. 42<sup>nd</sup> St., Suite 1418, New York, NY (US) 10017

\* cited by examiner

*Primary Examiner*—T. Chase Nelson  
*Assistant Examiner*—Barbara B Lohr  
(74) *Attorney, Agent, or Firm*—Lerner, David, Littenberg, Krumholz & Mentlik, LLP

(\*\*) Term: **14 Years**

(21) Appl. No.: **29/291,381**

(57) **CLAIM**

(22) Filed: **Aug. 27, 2007**

The ornamental design for a hook, as shown and described.

(51) **LOC (8) Cl.** ..... **08-05**

(52) **U.S. Cl.** ..... **D8/367**

(58) **Field of Classification Search** ..... D8/323, D8/354, 367, 371, 373; D6/323, 524, 552, D6/553; D3/228; 248/205.3, 220.41, 220.43, 248/222.12, 223.4, 304, 340, 301, 215; 211/59.1, 211/65, 66, 70.2, 70.8; 40/642.01

See application file for complete search history.

**DESCRIPTION**

FIG. 1 is a perspective view of hook, with the present invention;

FIG. 2 is a front elevational view of the hook shown in FIG. 1;

FIG. 3 is a top plan view of the hook shown in FIG. 1;

FIG. 4 is a bottom plan view of the hook shown in FIG. 1;

FIG. 5 is a right side elevational view of the hook shown in FIG. 1; and,

FIG. 6 is a perspective view of the hook shown in FIG. 1, but shown in a condition of use.

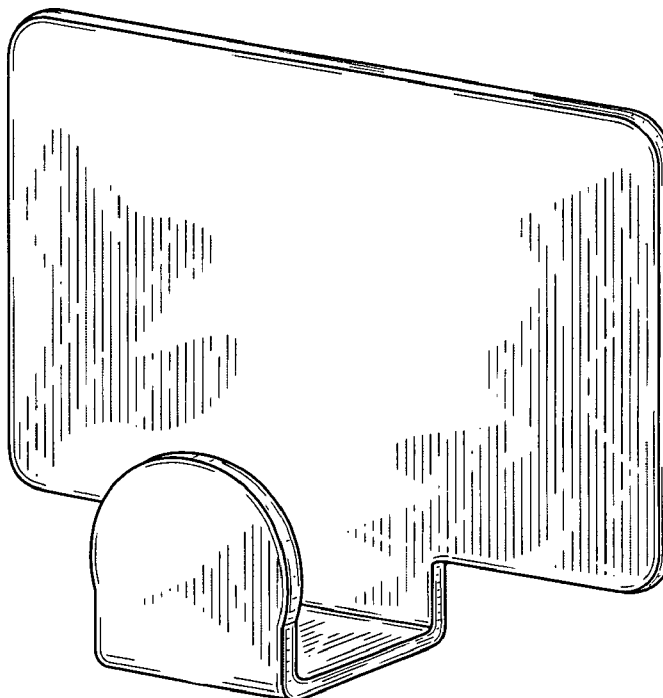
The broken line depiction of a magnet shown in FIG. 2, 3, 4, and 5 views as well as the broken line depiction of environmental structure in the FIG. 6 view are both for illustrative purposes only and form no part of the claimed design. The back of the hook, which has not been depicted, also forms no part of the claimed design.

(56) **References Cited**

U.S. PATENT DOCUMENTS

D289,139 S	*	4/1987	Chasen	.....	D8/367
D322,361 S	*	12/1991	Goodman et al.	.....	D6/323
D349,447 S	*	8/1994	Daniller	.....	D8/367
D374,602 S	*	10/1996	Protz, Jr.	.....	D8/367
D377,896 S	*	2/1997	Mesna et al.	.....	D8/367
D393,412 S	*	4/1998	Bries et al.	.....	D8/367
D415,673 S	*	10/1999	Hampshire	.....	D8/367
D455,065 S	*	4/2002	Berg	.....	D8/371
D467,791 S	*	12/2002	Goodman et al.	.....	D8/371
D469,250 S	*	1/2003	Armstrong	.....	D3/228

**1 Claim, 3 Drawing Sheets**



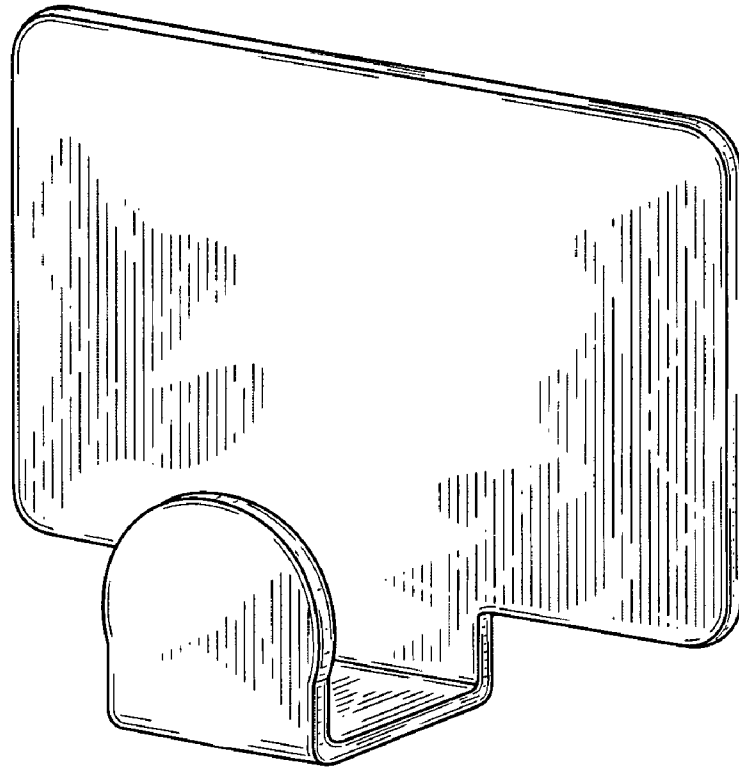


FIG. 1

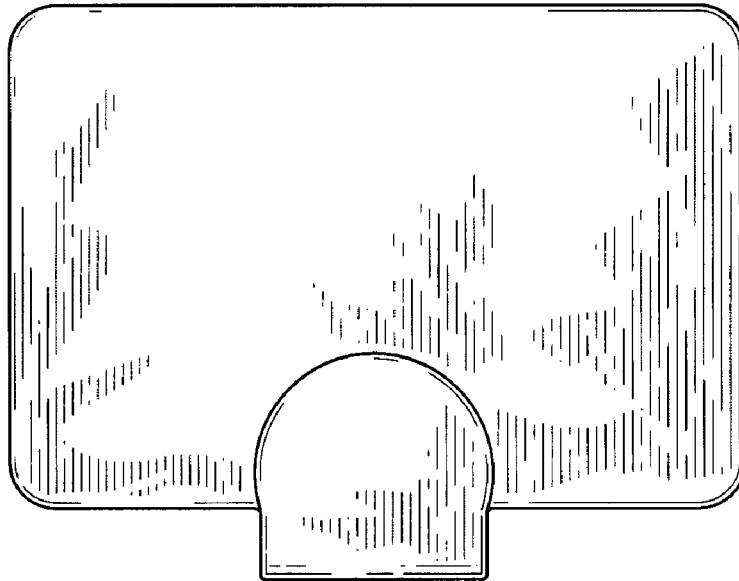


FIG. 2

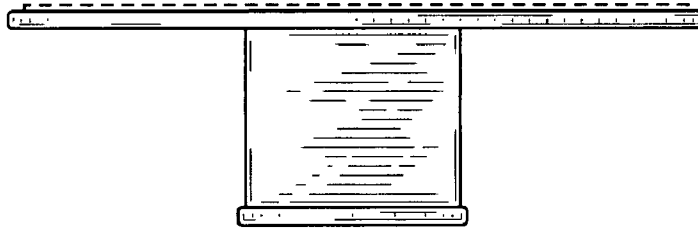


FIG. 3



FIG. 4

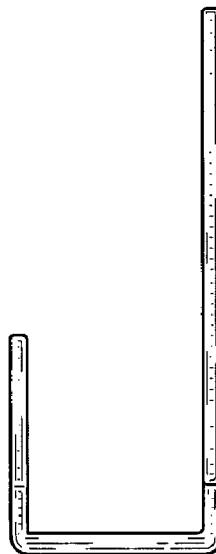


FIG. 5

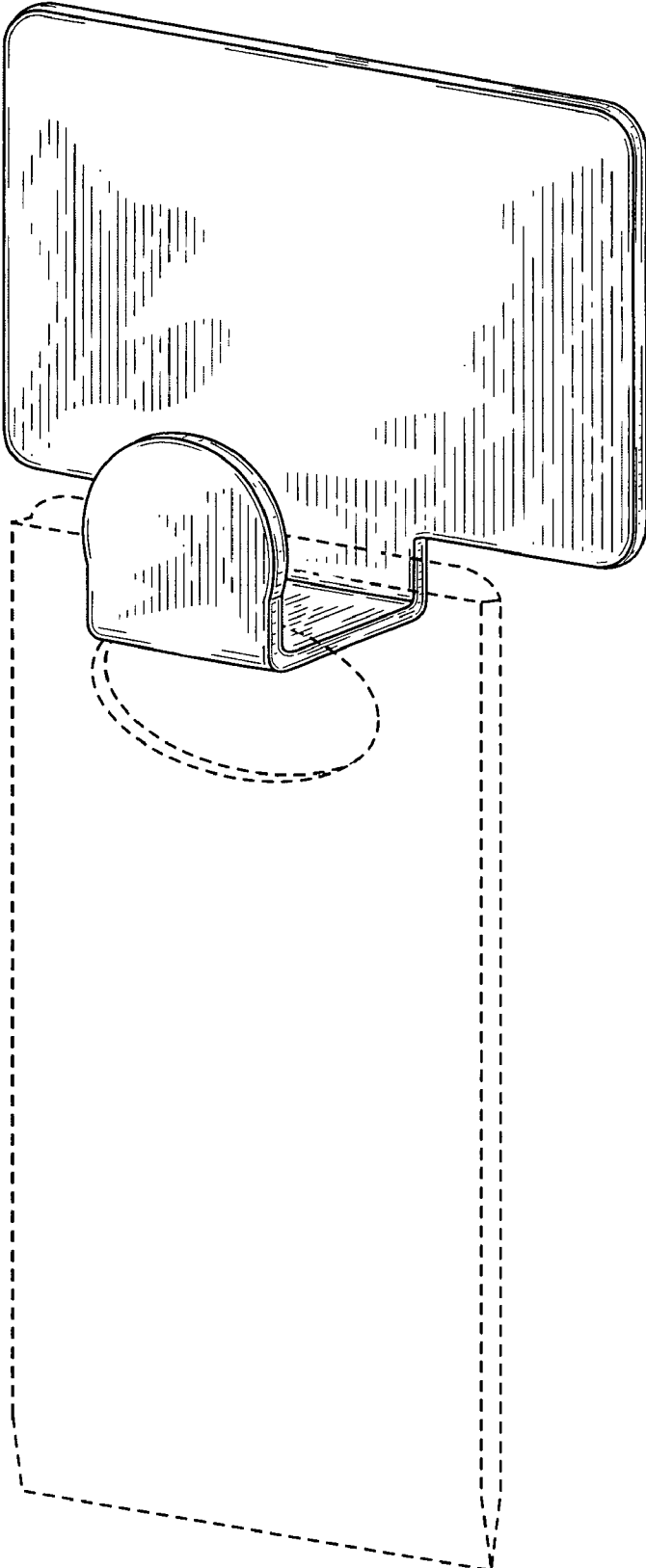


FIG. 6

UNITED STATES PATENT AND TRADEMARK OFFICE  
**CERTIFICATE OF CORRECTION**

PATENT NO. : Des. 566,532 S  
APPLICATION NO. : 29/291381  
DATED : April 15, 2008  
INVENTOR(S) : Stephen H. Wolff

Page 1 of 1

It is certified that error appears in the above-identified patent and that said Letters Patent is hereby corrected as shown below:


On the first page under DESCRIPTION, in Fig. 1, please insert -- the -- before -- perspective view of --.

On the first page under DESCRIPTION, in Fig. 1, please delete “, with the present invention”.

On the first page under DESCRIPTION, in Fig. 6, please delete “but” before -- shown --.

Signed and Sealed this

Eighteenth Day of August, 2009

A handwritten signature in black ink that reads "David J. Kappos". The signature is written in a cursive style with a large initial "D".

David J. Kappos  
*Director of the United States Patent and Trademark Office*