



US00D881473S

(12) **United States Design Patent**  
**Xu**

(10) **Patent No.:** **US D881,473 S**

(45) **Date of Patent:** **\*\* Apr. 14, 2020**

- (54) **FACE MASK**
- (71) Applicant: **Xiang Xu**, Shenzhen (CN)
- (72) Inventor: **Xiang Xu**, Shenzhen (CN)
- (\*\*) Term: **15 Years**
- (21) Appl. No.: **29/710,722**
- (22) Filed: **Oct. 25, 2019**
- (51) **LOC (12) Cl.** ..... **29-02**
- (52) **U.S. Cl.**  
USPC ..... **D29/108**
- (58) **Field of Classification Search**  
USPC ..... D29/100, 102, 103, 104, 105, 106, 107,  
D29/108, 109, 122; D24/110, 110.1,  
D24/110.2; D2/741, 853; D21/659, 660;  
2/69, 206  
CPC .... A42B 5/00; A42B 3/18; A42B 3/20; A42B  
1/046; A63B 71/08; A63B 71/10; A63B  
71/05; A61F 9/04; A61F 9/06; A61F  
9/029; A41D 13/11; A41D 13/1107;  
A41D 13/1161; A41D 13/1169; A41D  
13/1176; A41G 7/00; A41G 7/02  
See application file for complete search history.

- 2,238,492 A \* 4/1941 Leguillon ..... A62B 18/02  
128/206.28
- 2,249,239 A \* 7/1941 Goldsmith ..... A61F 9/064  
2/8.5
- 2,300,912 A \* 11/1942 Dodge ..... A62B 18/00  
128/201.15
- 2,388,713 A \* 11/1945 Schutz ..... A62B 18/082  
2/9
- 2,637,038 A \* 5/1953 Bower ..... A41G 7/00  
2/206
- D237,759 S \* 11/1975 Sebring ..... D2/872
- D243,870 S \* 3/1977 Towne ..... D11/26
- 4,250,577 A \* 2/1981 Smith ..... A61F 9/029  
2/427
- D262,495 S \* 1/1982 Hatten ..... D2/872
- D278,454 S \* 4/1985 Koper ..... D21/660
- 4,657,010 A \* 4/1987 Wright ..... A61M 16/06  
128/205.25

(Continued)

*Primary Examiner* — Elizabeth J Oswecki  
(74) *Attorney, Agent, or Firm* — ScienBiziP, P.C.

(57) **CLAIM**

The ornamental design for a face mask, as shown and described.

**DESCRIPTION**

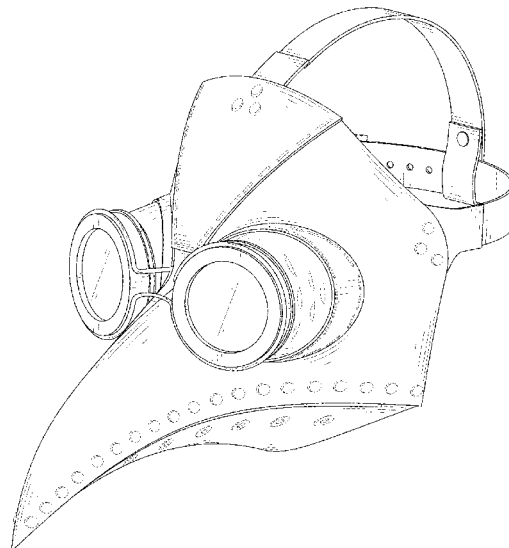
FIG. 1 is a top, front, right side perspective view of a face mask, showing my new design;  
FIG. 2 is a bottom, rear, left side perspective view thereof;  
FIG. 3 is a front elevation view thereof;  
FIG. 4 is a rear elevation view thereof;  
FIG. 5 is a left side elevation view thereof;  
FIG. 6 is a right side elevation view thereof;  
FIG. 7 is a top plan view thereof; and,  
FIG. 8 is a bottom plan view thereof.  
The details shown in broken lines form no part of the claimed design.

**1 Claim, 8 Drawing Sheets**

(56) **References Cited**

**U.S. PATENT DOCUMENTS**

- 1,224,039 A \* 4/1917 Synohubyks ..... A61M 16/0683  
128/207.11
- 1,309,783 A \* 7/1919 Slawin ..... A41D 13/11  
2/206
- 1,810,486 A \* 6/1931 Lancaster ..... A45D 44/22  
602/74
- 1,960,544 A \* 5/1934 Malcom ..... A62B 18/003  
128/201.15
- D104,061 S \* 4/1937 Bullard ..... D24/110.2
- D113,429 S \* 2/1939 Mehl ..... D29/108
- 2,222,971 A \* 11/1940 Wright ..... A62B 18/00  
128/201.15
- D125,486 S \* 2/1941 Yant ..... D24/110.2



(56)

**References Cited**

## U.S. PATENT DOCUMENTS

D293,829 S \* 1/1988 Johnston ..... D28/9  
D299,372 S \* 1/1989 Rhoden ..... D21/683  
4,937,880 A \* 7/1990 Beard ..... A61F 9/029  
128/206.21  
D371,566 S \* 7/1996 Kolada ..... D16/311  
D389,986 S \* 2/1998 Huggins ..... D2/869  
D455,236 S \* 4/2002 Gatton ..... D29/108  
D463,898 S \* 10/2002 Davis ..... D2/869  
D538,862 S \* 3/2007 Carusone ..... D21/606  
D558,403 S \* 12/2007 Lee ..... D29/108  
D564,135 S \* 3/2008 Cherry ..... D29/108  
D581,601 S \* 11/2008 Hodges ..... D29/108  
D583,930 S 12/2008 McAuley et al.  
D592,359 S 5/2009 McGovern et al.  
D602,154 S 10/2009 Ono et al.  
D604,910 S \* 11/2009 Smaller ..... D29/108  
D630,383 S 1/2011 Broersma  
D668,022 S \* 10/2012 Mergler ..... D2/741

\* cited by examiner

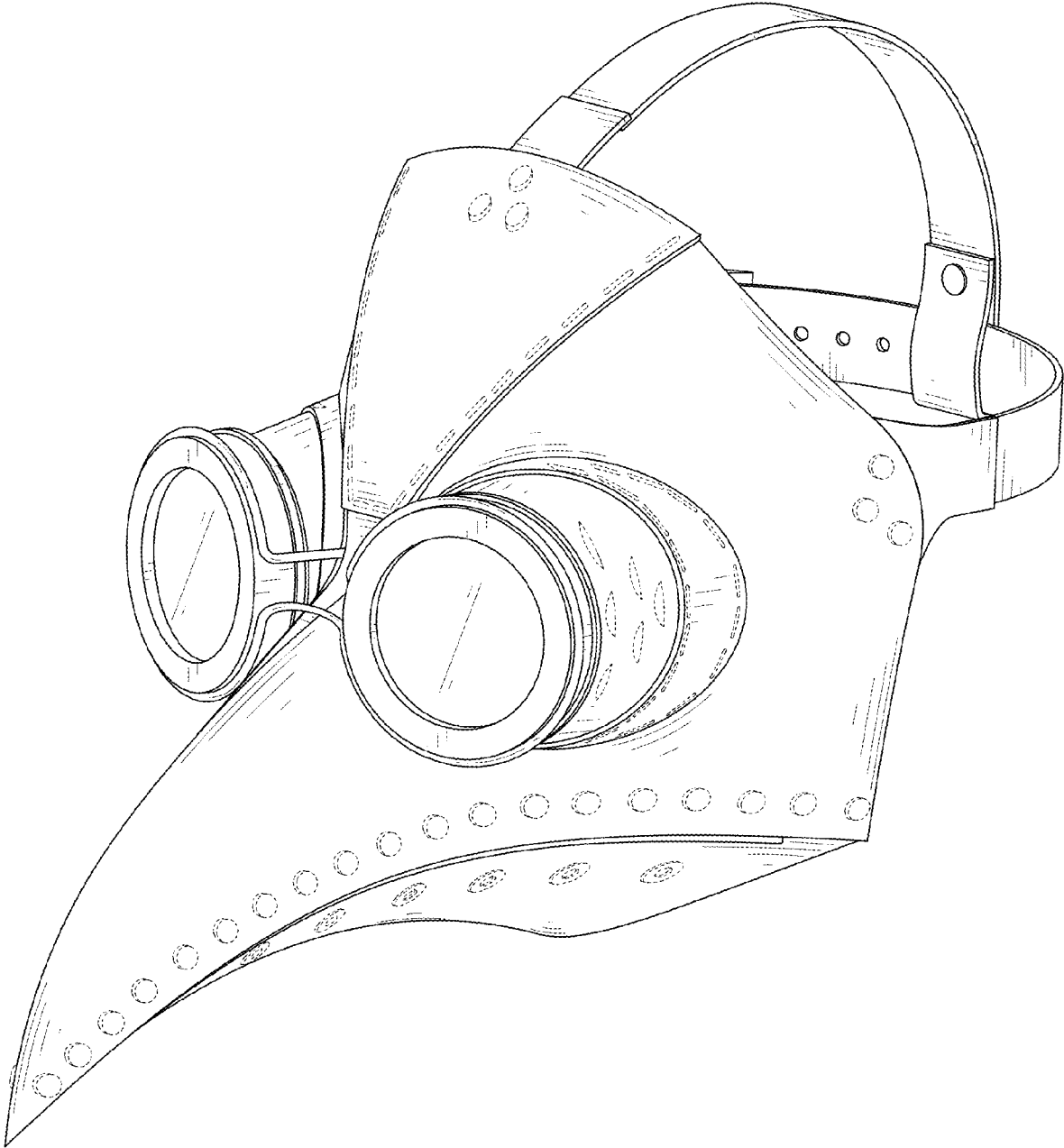


FIG. 1

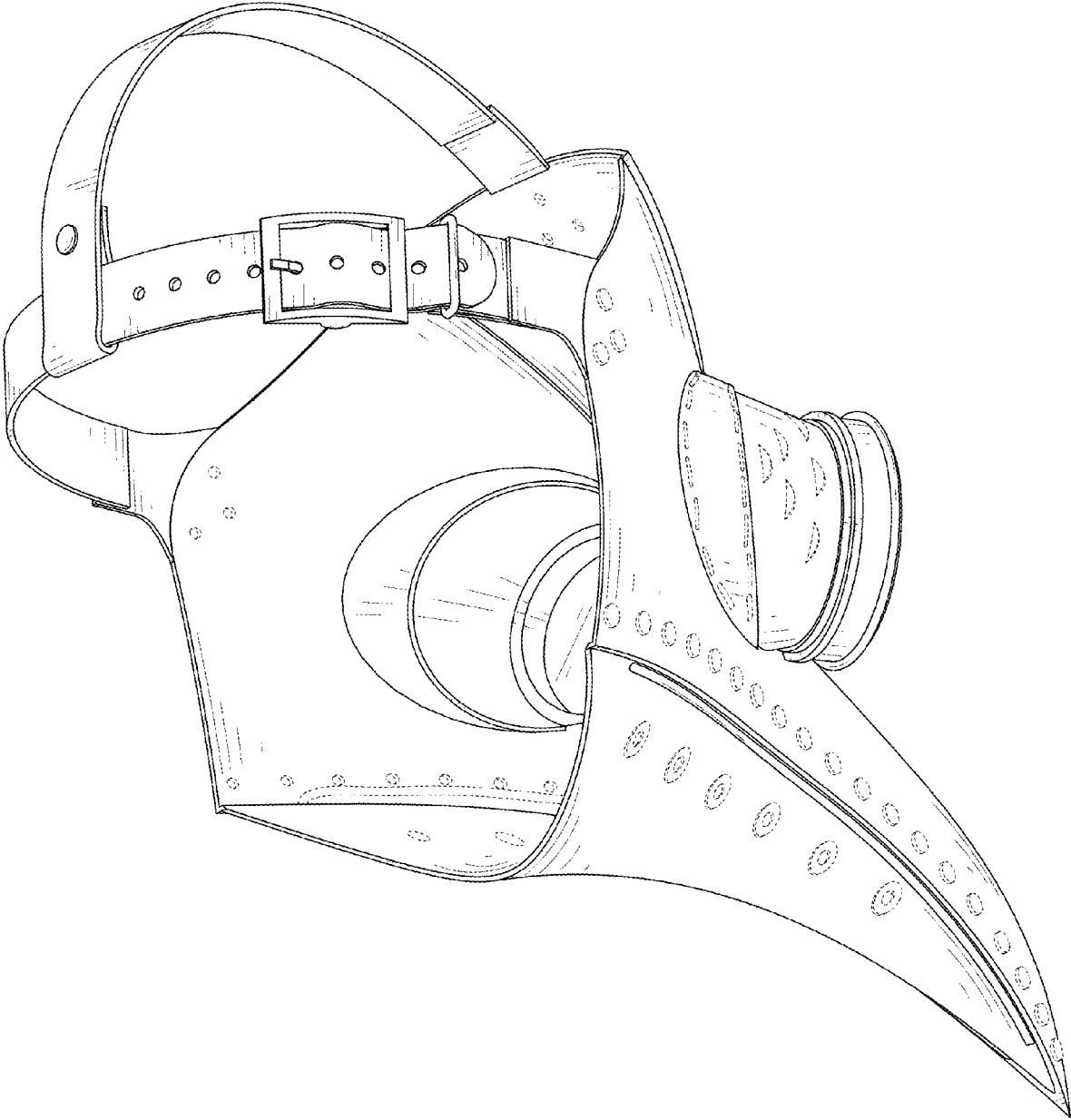


FIG. 2

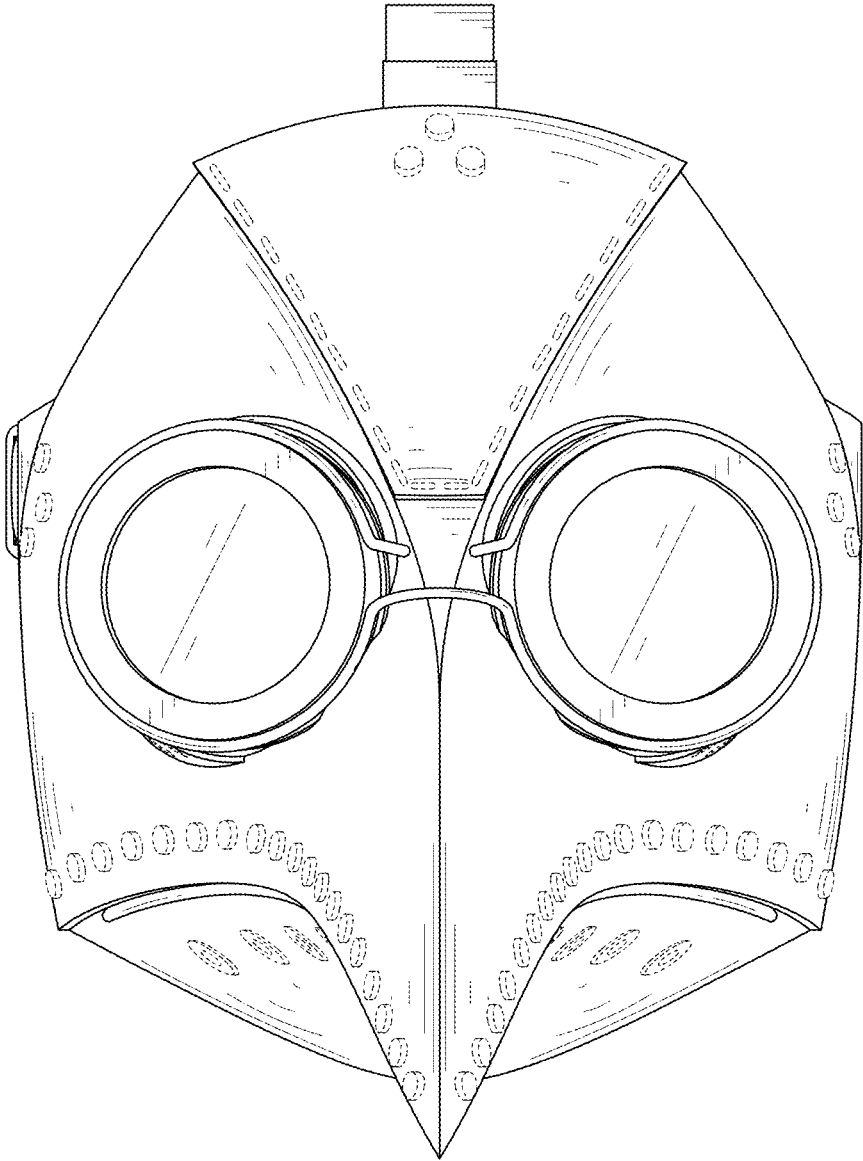


FIG. 3

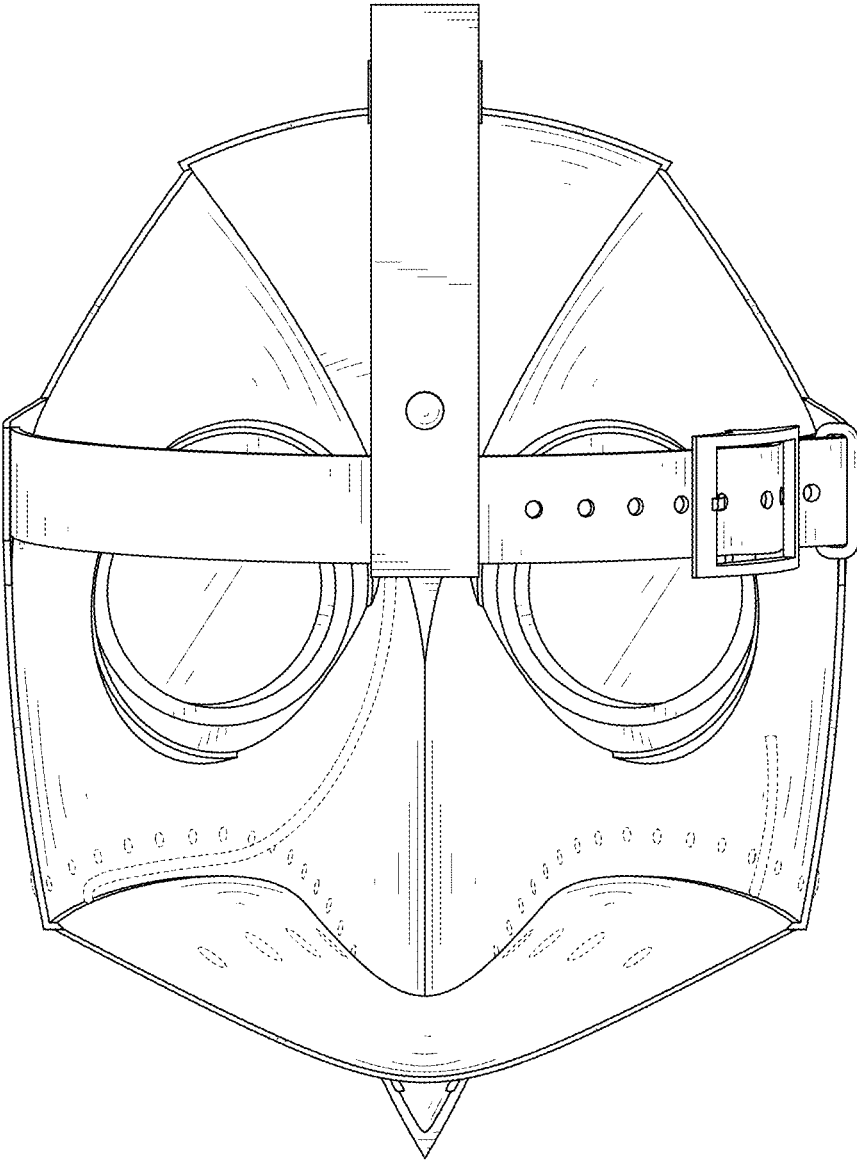


FIG. 4

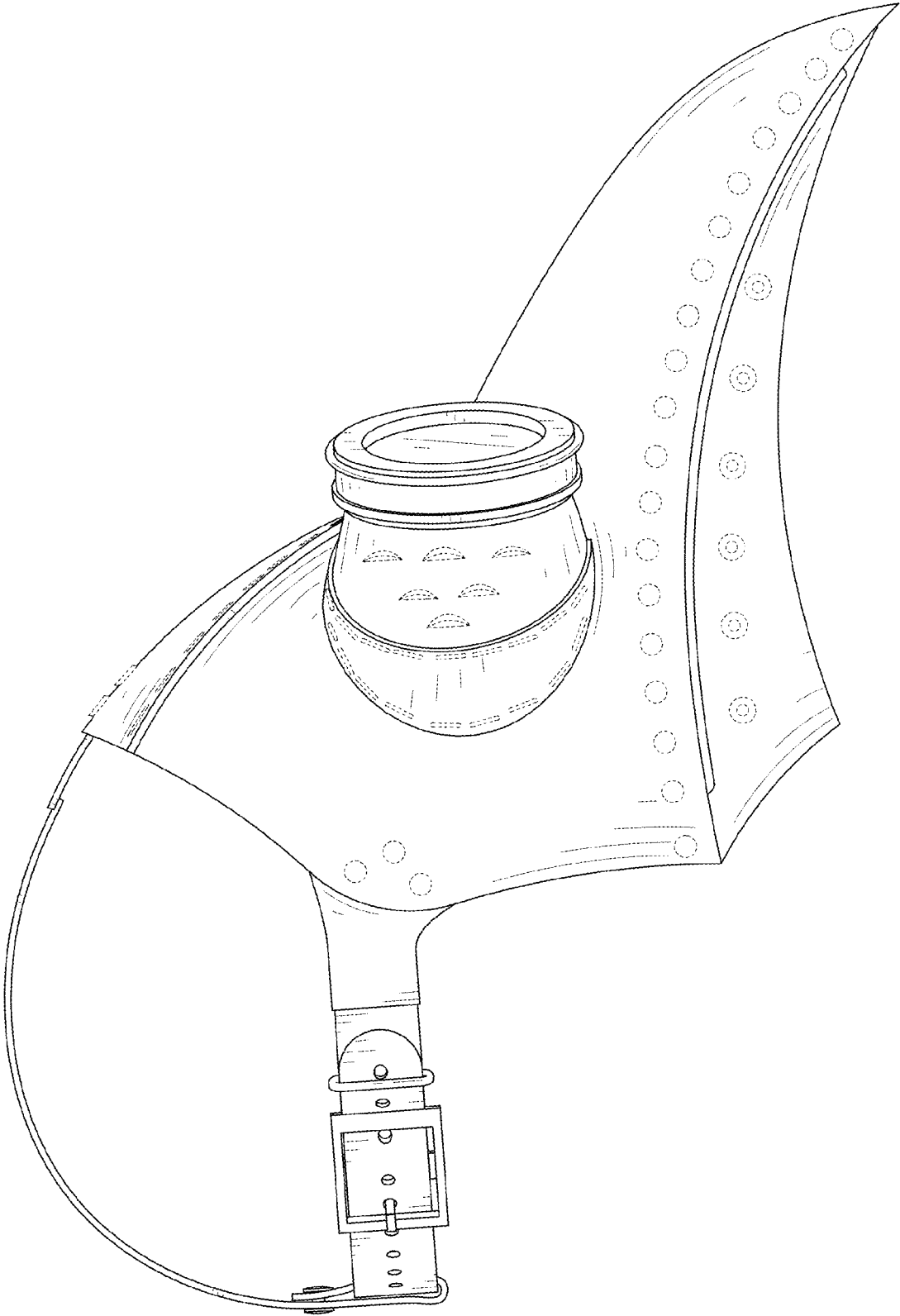


FIG. 5

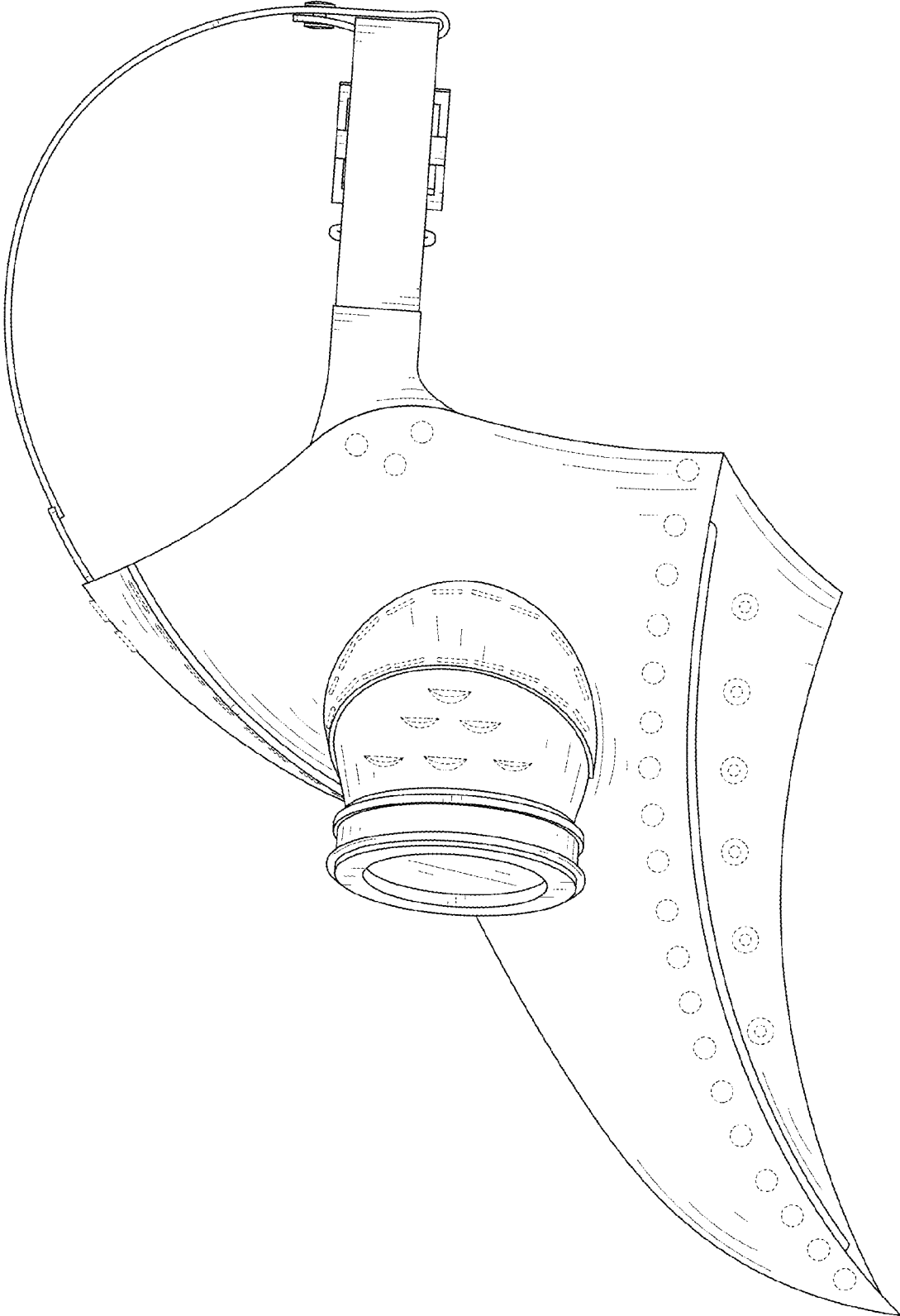


FIG. 6



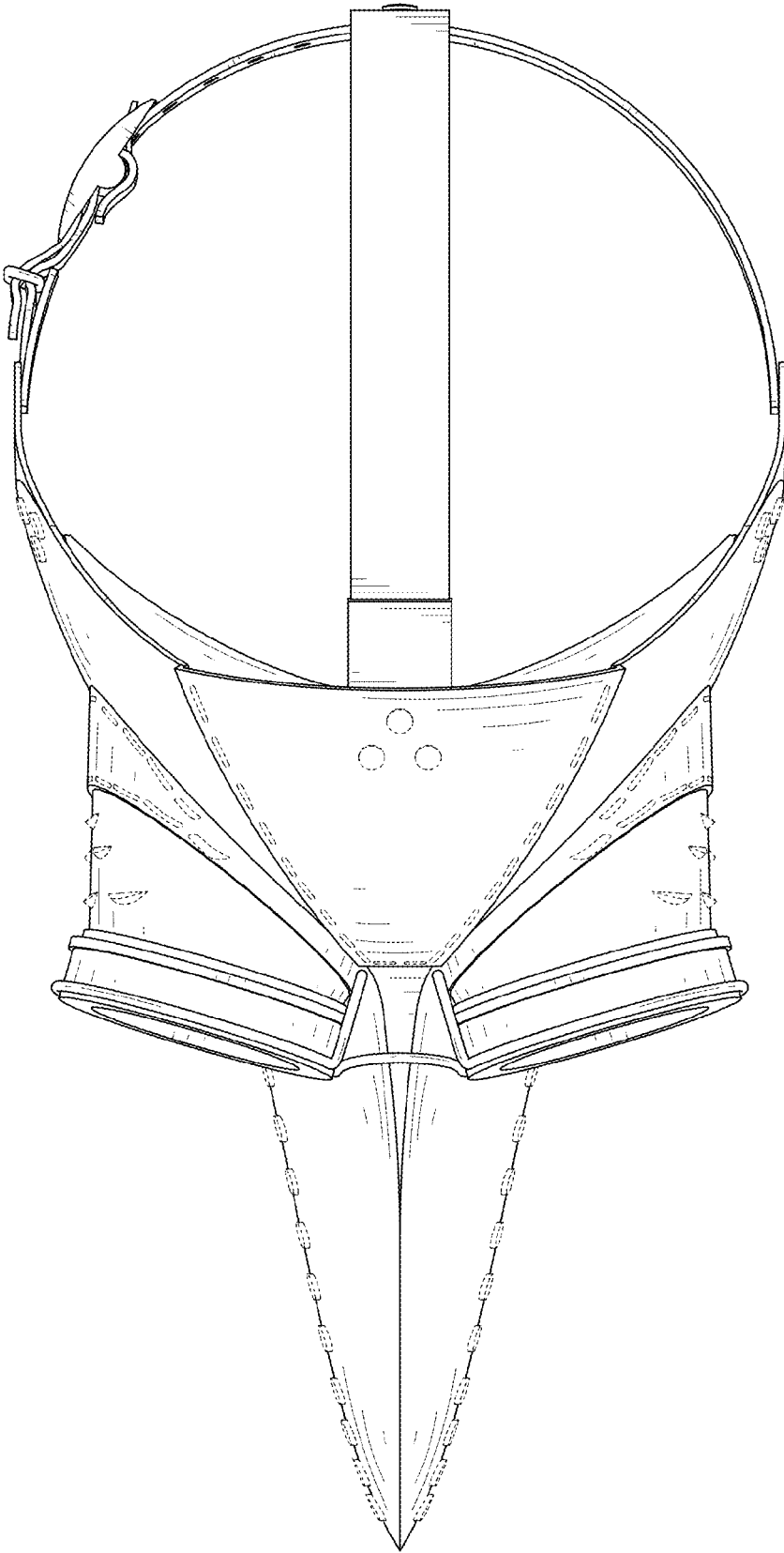


FIG. 7

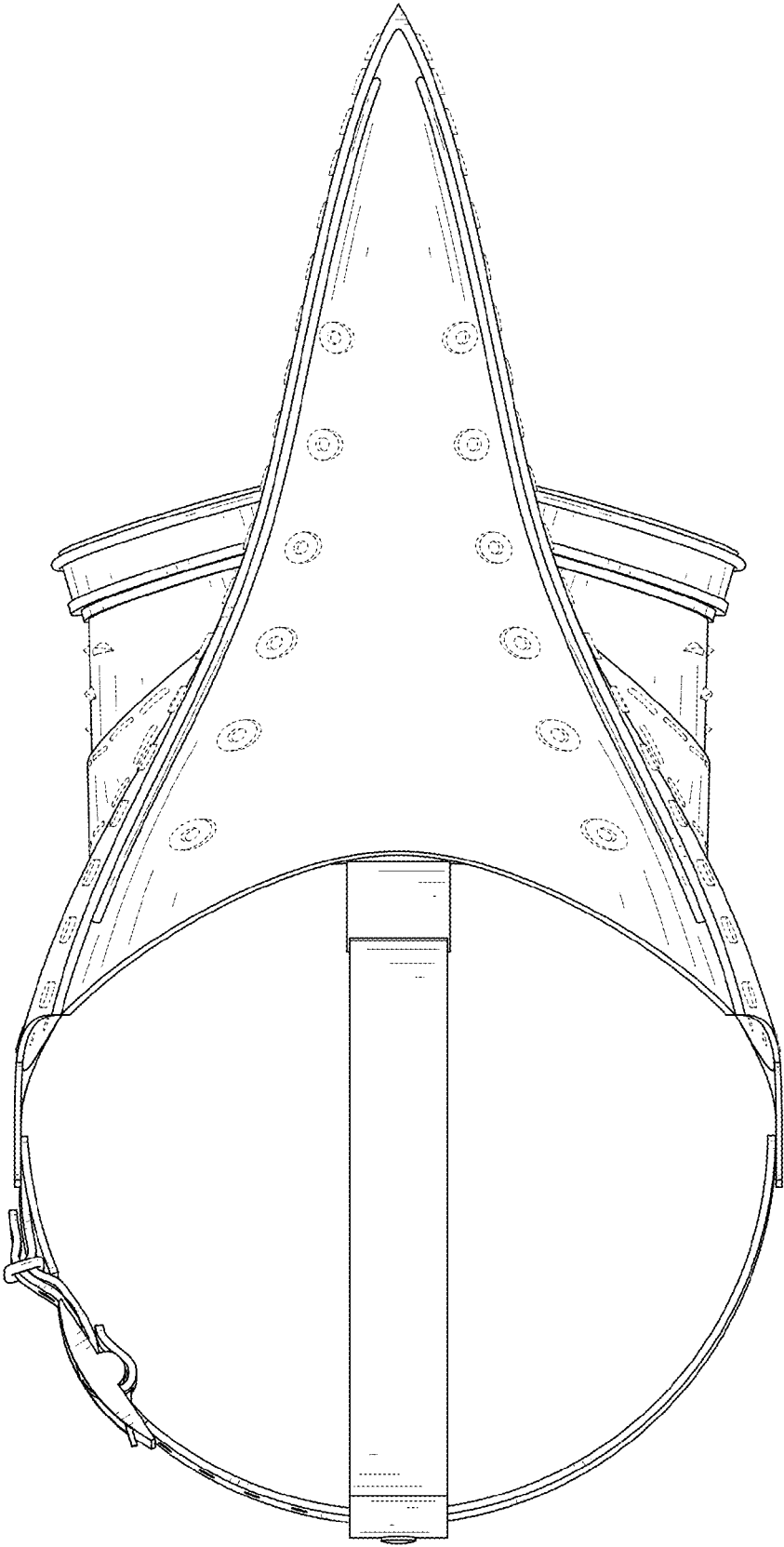


FIG. 8