



US00D470430S

(12) **United States Design Patent** (10) **Patent No.:** **US D470,430 S**
Torres (45) **Date of Patent:** **** Feb. 18, 2003**

- (54) **NECKLACE**
- (75) **Inventor:** **Omar Torres**, New York, NY (US)
- (73) **Assignee:** **Movado Watch Company S.A.**, Grenchen (CH)
- (**) **Term:** **14 Years**
- (21) **Appl. No.:** **29/143,806**
- (22) **Filed:** **Jun. 20, 2001**

296,127 A	*	4/1884	Burnett	24/1
D129,407 S	*	9/1941	Wilmarth	D11/9
5,074,127 A	*	12/1991	Yurman	63/3
D378,501 S	*	3/1997	Garzi	D11/4

* cited by examiner

Primary Examiner—Cathy Anne MacCormac
(74) *Attorney, Agent, or Firm*—Fross Zelnick Lehrman & Zissu; Lawrence E. Apolzon

(57) **CLAIM**

The ornamental design for a necklace, as shown and described.

Related U.S. Application Data

- (63) Continuation-in-part of application No. 29/129,357, filed on Sep. 12, 2000, now abandoned.
- (51) **LOC (7) Cl.** **11-01**
- (52) **U.S. Cl.** **D11/4**
- (58) **Field of Search** D11/26-39, 3, D11/4; 63/15, 15.1, 15.2, 15.3, 15.4, 15.45, 15.5, 15.6, 15.65, 15.7, 15.8, 15.9, 26-28, 3


DESCRIPTION

FIG. 1 is a top view of a necklace showing my design;
 FIG. 2 is a front view thereof;
 FIG. 3 is a side view thereof;
 FIG. 4 is a rear view thereof;
 FIG. 5 is a bottom view thereof;
 FIG. 6 is a cross-sectional view thereof taken on line 6—6 of FIG. 5;
 FIG. 7 is a cross sectional view thereof taken on line 7—7 of FIG. 5; and,
 FIG. 8 is a perspective view thereof.

(56) **References Cited**
U.S. PATENT DOCUMENTS

D14,978 S * 4/1884 Glies D11/81

1 Claim, 3 Drawing Sheets



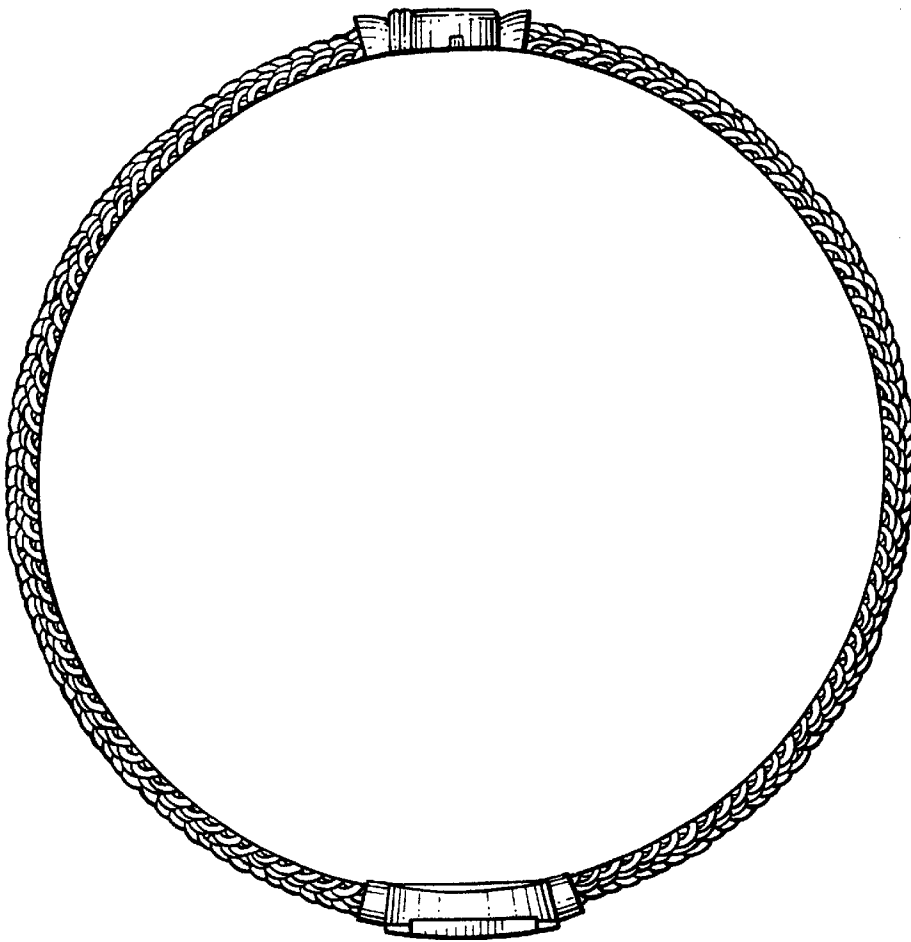


FIG. 1



FIG. 3

FIG. 2


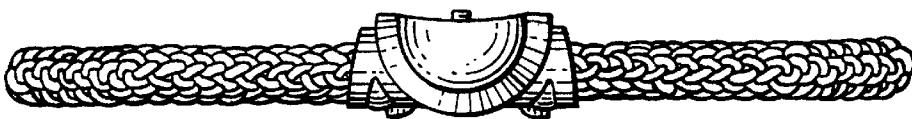


FIG. 4

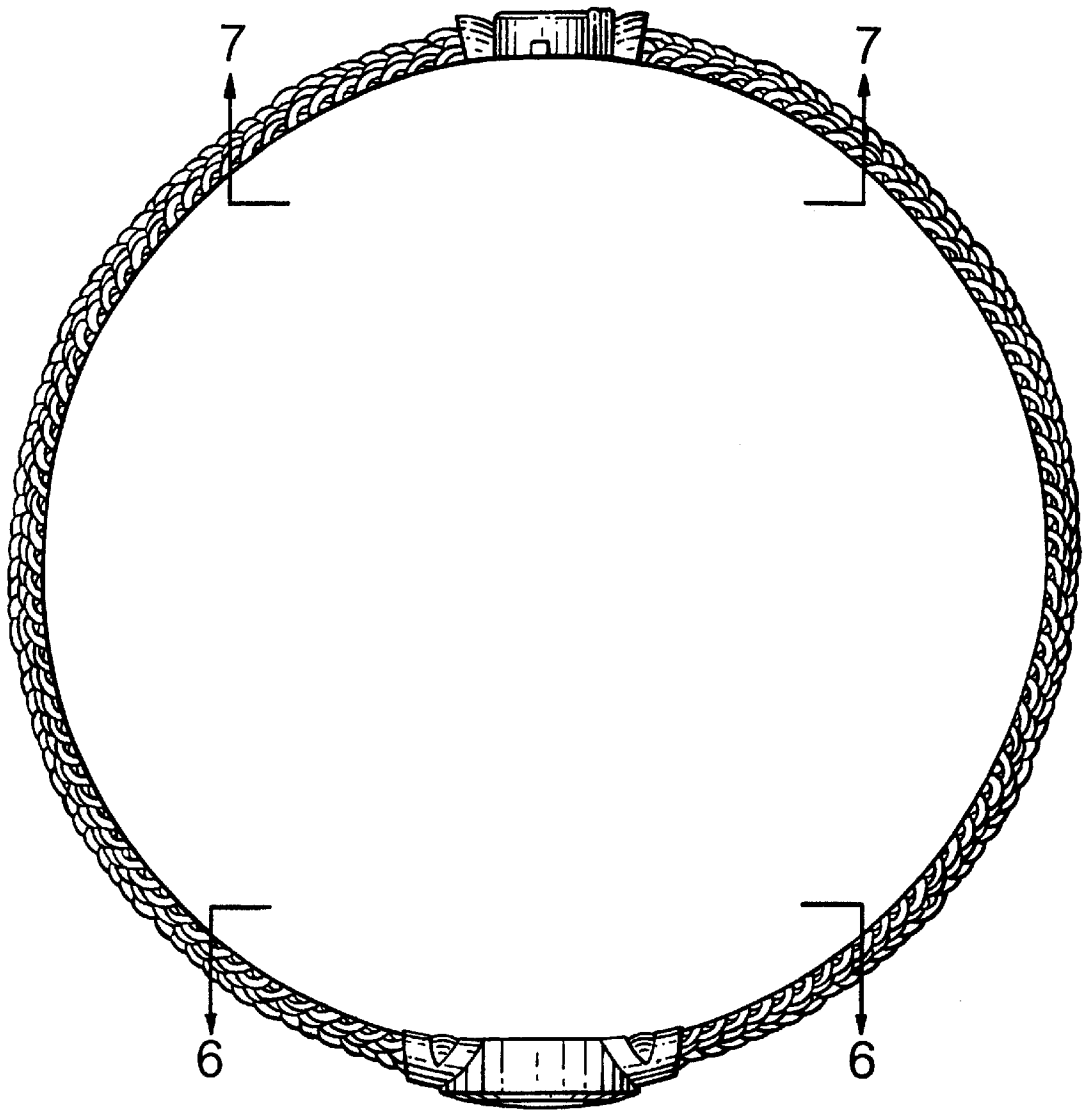


FIG. 5



FIG. 6

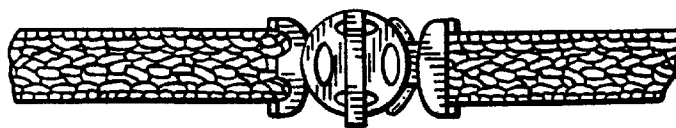


FIG. 7




FIG. 8