



US00D633492S

(12) **United States Design Patent**
Matsuoka

(10) **Patent No.:** **US D633,492 S**

(45) **Date of Patent:** **** *Mar. 1, 2011**

(54) **HOUSING FOR A MOBILE COMPUTING DEVICE**

(75) Inventor: **Yoshimichi Matsuoka**, Cupertino, CA (US)

(73) Assignee: **Hewlett-Packard Development Company, L.P.**, Ft. Collins, CO (US)

(*) Notice: This patent is subject to a terminal disclaimer.

(**) Term: **14 Years**

(21) Appl. No.: **29/334,743**

(22) Filed: **Mar. 31, 2009**

Related U.S. Application Data

(63) Continuation of application No. 29/317,772, filed on May 6, 2008, now Pat. No. Des. 591,739.

(51) **LOC (9) Cl.** **14-02**

(52) **U.S. Cl.** **D14/341**

(58) **Field of Classification Search** D14/341-347, D14/137, 138, 138.1, 138 AA, 138 R, 138 AB, D14/18 AC, 138 AD, 138 C, 138 G, 496, D14/203.1, 203.3, 203.4, 203.5, 203.6, 203.7, D14/402-411, 431, 417, 426, 427, 428, 432, D14/429, 129, 130, 420, 439-441, 448, 125, D14/147, 156, 218, 247-248, 250, 389; D10/65, 104; D21/324, 329, 330, 331; 455/556.1, 455/556.2, 566, 575.1, 575.3, 575.4, 90.3, 455/6.1; 379/433.04, 433.11, 433.12, 433.13, 379/910, 916, 433.01, 433.06, 433.07; 345/169, 345/901, 905; 361/814; 341/122; 346/173; 273/454-456, 459-461, 153 R, 148 R, 148 B, 273/259, 138.2, 237; 463/1, 46, 47, 47.3
See application file for complete search history.

(56) **References Cited**

U.S. PATENT DOCUMENTS

D490,100 S * 5/2004 Su et al. D18/2
D511,342 S * 11/2005 Chien D14/346

D535,281 S * 1/2007 Yang D14/203.3
D546,313 S * 7/2007 Lheem D14/138 AD
D561,159 S * 2/2008 Heng et al. D14/138 AB
D561,782 S * 2/2008 Kim D14/496
D581,390 S * 11/2008 Ma et al. D14/138 AD

(Continued)

Primary Examiner—Cathron C Brooks

Assistant Examiner—Barbara Fox

(74) *Attorney, Agent, or Firm*—Mahamedi Paradise Kreisman LLP

(57) **CLAIM**

The ornamental design for a housing for a mobile computing device, as shown and described.

DESCRIPTION

FIG. 1 is a leftward front isometric view of a housing of a mobile computing device, with portions of the mobile computing device shown in phantom forming no part of the claimed embodiment;

FIG. 2 is a rightward front isometric view of the housing of the mobile computing device of FIG. 1, with portions of the mobile computing device shown in phantom forming no part of the claimed embodiment;

FIG. 3 is a front view of FIG. 1;

FIG. 4 is a leftward side view of FIG. 1;

FIG. 5 is a rightward side view of FIG. 1;

FIG. 6 is a bottom end view of FIG. 1;

FIG. 7 is a top end view of FIG. 1; and,

FIG. 8 is a back view of FIG. 1, with portions of the mobile computing device shown in phantom forming no part of the claimed embodiment.

1 Claim, 6 Drawing Sheets



US D633,492 S

Page 2

U.S. PATENT DOCUMENTS

D585,044 S *	1/2009	Seo et al.	D14/138 AD	D600,230 S *	9/2009	Salmi et al.	D14/138 AD
D588,594 S *	3/2009	Matsuoka	D14/341	D600,241 S *	9/2009	Andre et al.	D14/341
D590,804 S *	4/2009	Tkachuk	D14/138 AD	D602,014 S *	10/2009	Andre et al.	D14/341
D591,739 S *	5/2009	Matsuoka	D14/341	D602,017 S *	10/2009	Andre et al.	D14/341
D592,628 S *	5/2009	Kim et al.	D14/138 AD	D602,455 S *	10/2009	Lee et al.	D14/138 AA
D593,062 S *	5/2009	Lee et al.	D14/138 G	D606,037 S *	12/2009	Christopher et al. .	D14/138 AD
D594,433 S *	6/2009	Seo et al.	D14/138 AD	D608,228 S *	1/2010	Miyawaki	D10/65
D596,152 S *	7/2009	Hong et al.	D14/138 AD	2009/0174666 A1 *	7/2009	Matsuoka	345/169
D597,507 S *	8/2009	Jung et al.	D14/138 AD	2009/0176542 A1 *	7/2009	Matsuoka	455/575.4
				2009/0305742 A1 *	12/2009	Caballero et al.	455/566

* cited by examiner

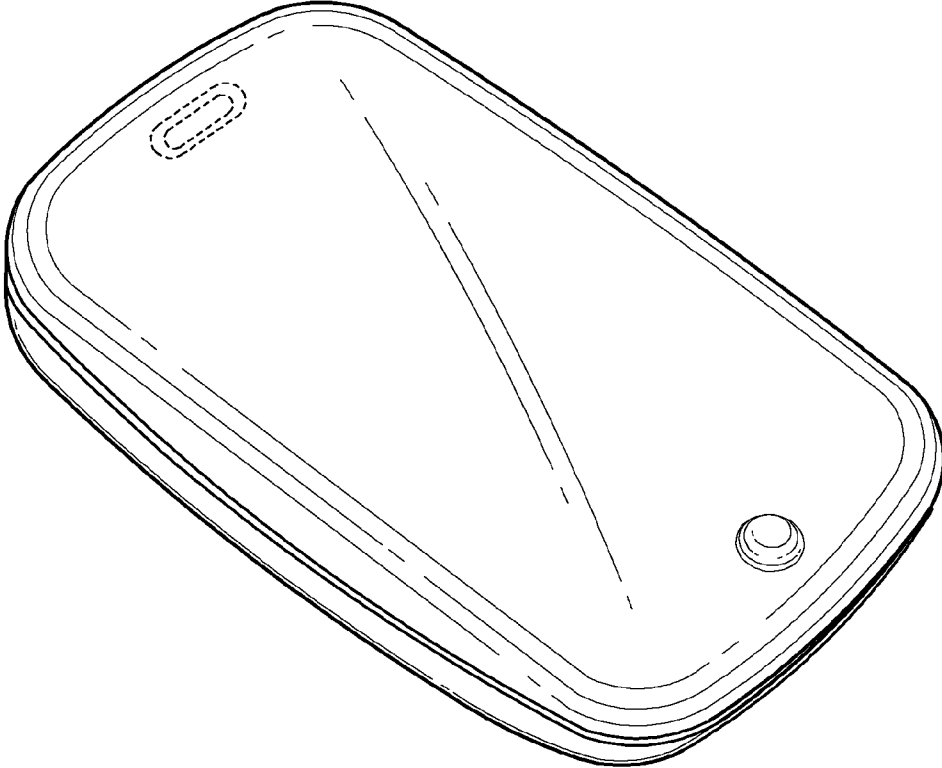


FIG.1

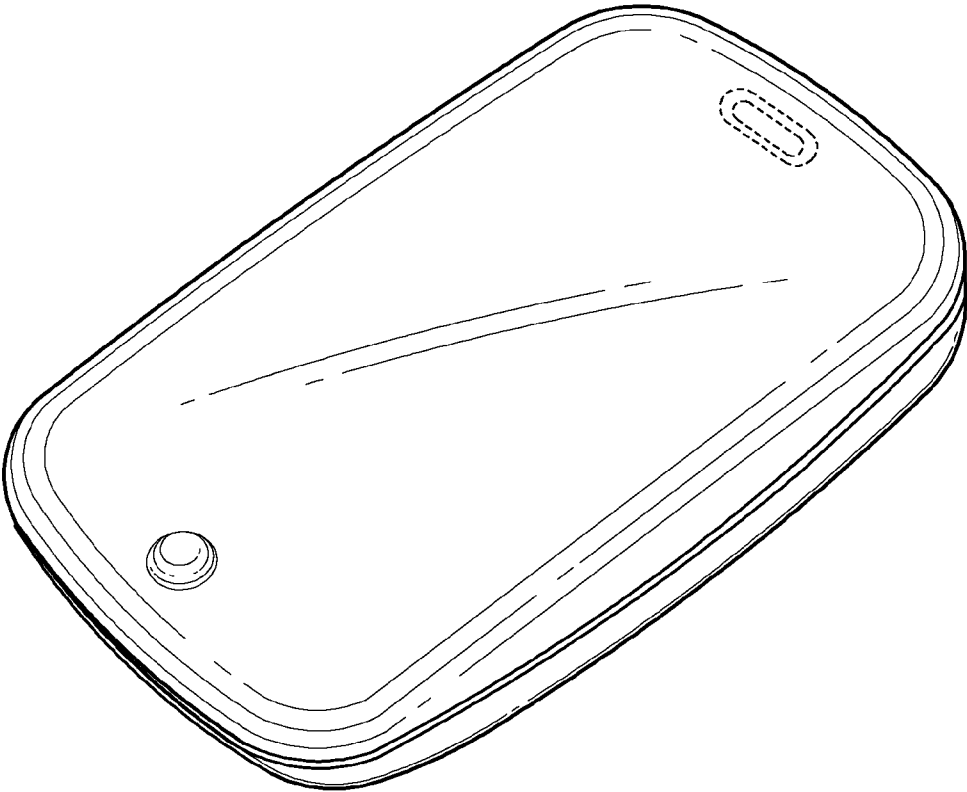


FIG.2

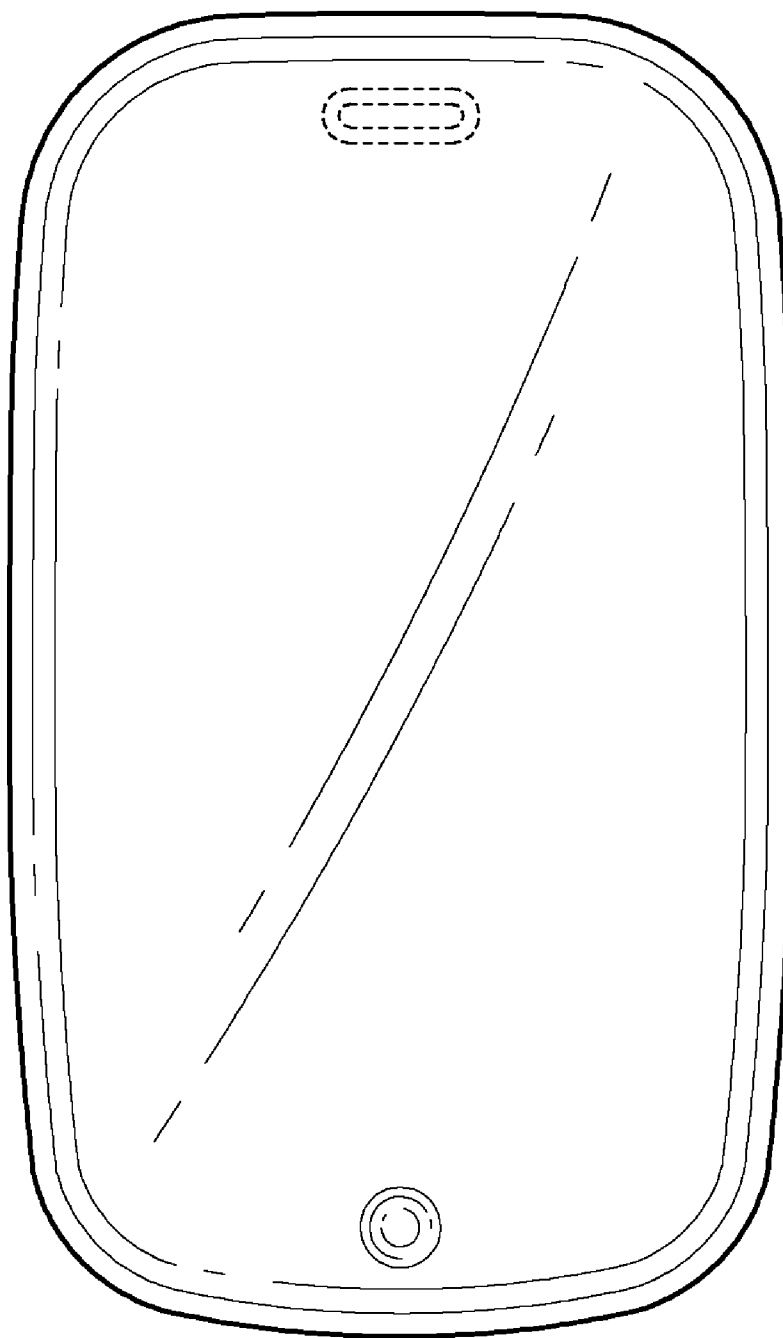


FIG. 3




FIG. 4




FIG. 5

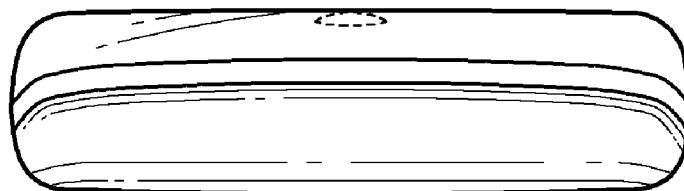


FIG. 6

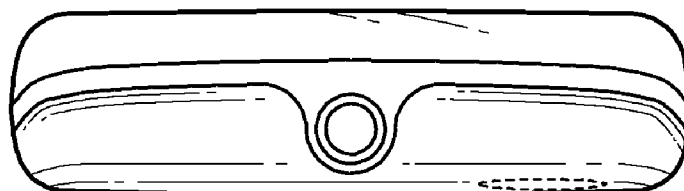


FIG. 7

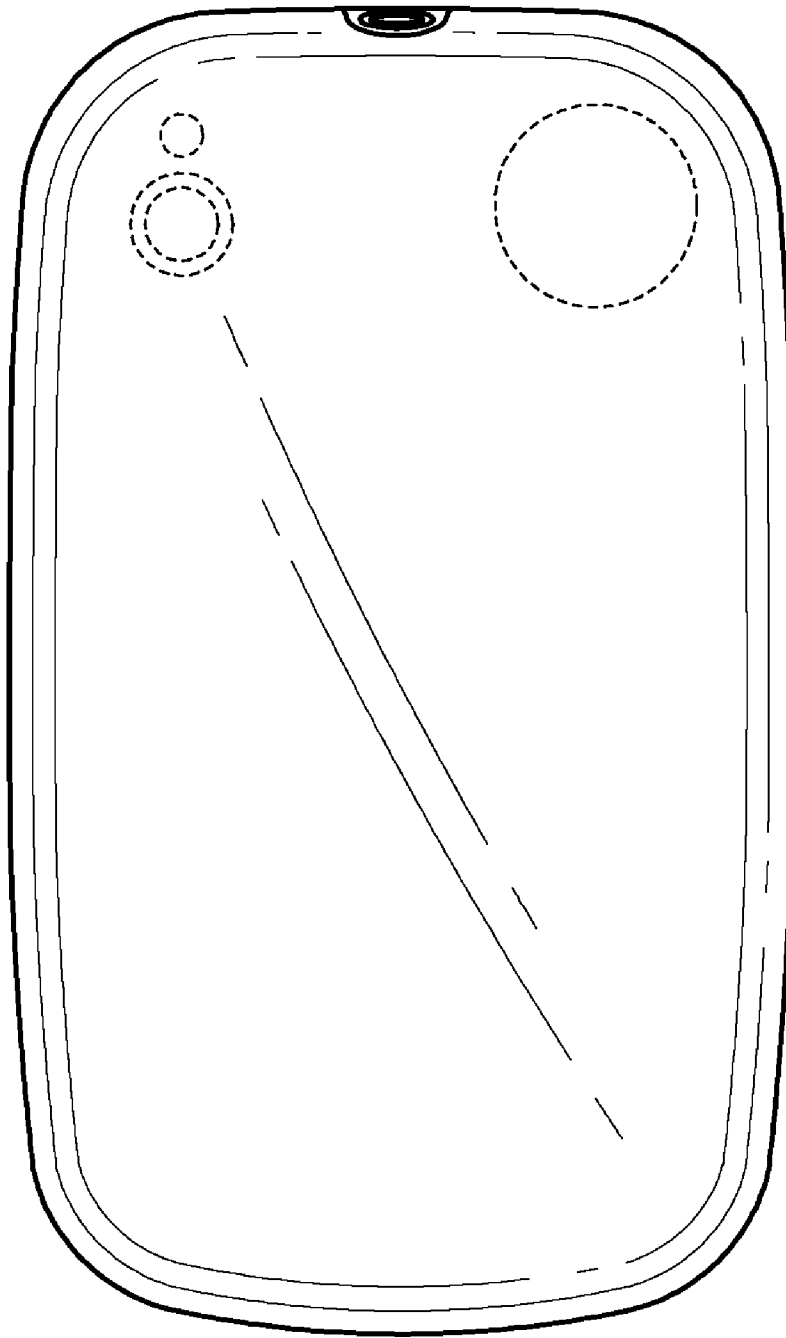


FIG. 8