



US00D819476S

(12) **United States Design Patent**
Siminoff et al.

(10) **Patent No.:** **US D819,476 S**
(45) **Date of Patent:** **** Jun. 5, 2018**

(54) **WIRELESS ENTRANCE COMMUNICATION DEVICE**

D500,751 S 1/2005 Yukikado et al.
D505,127 S * 5/2005 Yoshida D14/159
D562,306 S 2/2008 Jeong et al.
D573,500 S 7/2008 Beland et al.
D574,742 S 8/2008 Spencer
D605,542 S 12/2009 Ho

(71) Applicant: **Ring Inc.**, Santa Monica, CA (US)

(72) Inventors: **James Siminoff**, Pacific Palisades, CA (US); **Mark Siminoff**, Mountain View, CA (US); **Christopher Loew**, Palo Alto, CA (US)

(Continued)

(73) Assignee: **Ring Inc.**, Santa Monica, CA (US)

FOREIGN PATENT DOCUMENTS

(**) Term: **15 Years**

CN 3081868D 7/1998
CN 300801060D 7/2008

(Continued)

(21) Appl. No.: **29/634,022**

Primary Examiner — George D. Kirschbaum
(74) *Attorney, Agent, or Firm* — Lee & Hayes, PLLC

(22) Filed: **Jan. 17, 2018**

(57) **CLAIM**

The ornamental design for a wireless entrance communication device, as shown and described.

Related U.S. Application Data

DESCRIPTION

(63) Continuation of application No. 29/602,977, filed on May 5, 2017, which is a continuation of application No. 29/558,589, filed on Mar. 18, 2016, now Pat. No. Des. 788,061, which is a continuation-in-part of application No. 14/499,828, filed on Sep. 29, 2014, now Pat. No. 9,584,775, which is a continuation-in-part of application No. 14/334,922, filed on Jul. 18, 2014.

FIG. 1 is a front perspective view of a preferred embodiment of the wireless entrance communication device according to the present design;

FIG. 2 is a front elevational view of the wireless entrance communication device of FIG. 1;

FIG. 3 is a rear elevational view of the wireless entrance communication device of FIG. 1;

FIG. 4 is a left-side elevational view of the wireless entrance communication device of FIG. 1, the right-side elevational view being a mirror image thereof;

FIG. 5 is a top plan view of the wireless entrance communication device of FIG. 1; and

FIG. 6 is a bottom plan view of the wireless entrance communication device of FIG. 1.

The broken line showing of features and mounting elements is included for the purpose of illustrating portions of the wireless entrance communication device, and forms no part of the claimed design.

(51) **LOC (11) Cl.** **10-05**

(52) **U.S. Cl.**
USPC **D10/118.2**

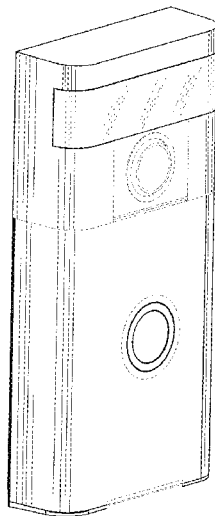
(58) **Field of Classification Search**
USPC D10/118–118.2; D14/159
CPC G08B 13/196; G09F 27/00; G06F 17/30
See application file for complete search history.

(56) **References Cited**

U.S. PATENT DOCUMENTS

D197,278 S 1/1964 Stevenson
D258,424 S 3/1981 Doggart
D392,576 S 3/1998 Pun

1 Claim, 5 Drawing Sheets



(56) References Cited							
U.S. PATENT DOCUMENTS							
D610,031	S	2/2010	Beland et al.	CN	302670880	S	12/2013
D621,795	S	8/2010	Tsui et al.	CN	302803522	S	4/2014
D635,102	S	3/2011	Tsui et al.	CN	303042049	S	4/2014
D636,286	S	4/2011	Khor et al.	CN	302888886	S	7/2014
D636,287	S	4/2011	Khor et al.	CN	302895510	S	7/2014
D637,099	S	5/2011	Khor et al.	CN	302993301	S	11/2014
D696,224	S *	12/2013	Murayama D14/159	CN	303011099	S	11/2014
D707,147	S	6/2014	Crippa et al.	CN	303032510	S	12/2014
D710,727	S	8/2014	Siminoff	CN	303095909	S	2/2015
D710,728	S	8/2014	Siminoff	CN	303106808	S	2/2015
D749,006	S	2/2016	Ure et al.	CN	303127089	S	3/2015
D752,011	S	3/2016	Takahata	CN	303309010	S	7/2015
D761,753	S *	7/2016	Michielan D14/159	CN	303415611	S	10/2015
D764,958	S	8/2016	Scalisi	CN	303571661	S	1/2016
D765,530	S	9/2016	Scalisi	CN	303603948	S	3/2016
D766,865	S	9/2016	Tani	CN	303699968	S	6/2016
D773,428	S *	12/2016	Takahata D14/159	CN	303701786	S	6/2016
D774,875	S	12/2016	Yu	CN	303770686	S	8/2016
D778,195	S	2/2017	Li	CN	303803938	S	8/2016
9,584,775	B2	2/2017	Siminoff et al.	CN	304045010	S	8/2016
D782,282	S	3/2017	Huang et al.	CN	303838893	S	9/2016
D787,359	S	5/2017	Scalisi	CN	303870855	S	9/2016
D788,061	S *	5/2017	Siminoff D10/118.2	CN	303911541	S	11/2016
D789,820	S	6/2017	Siminoff et al.	CN	303947146	S	11/2016
D792,192	S	7/2017	Huang et al.	CN	303958058	S	12/2016
D793,268	S	8/2017	Ye	CN	303977113	S	12/2016
D794,487	S *	8/2017	Chui D10/118.2	CN	304005502	S	1/2017
D795,833	S *	8/2017	Zhou D14/159	CN	304014195	S	1/2017
D798,177	S	9/2017	Siminoff et al.	CN	304056650	S	2/2017
D801,843	S	11/2017	Siminoff	CN	304056652	S	2/2017
D802,463	S	11/2017	Siminoff et al.	CN	304104367	S	4/2017
9,819,713	B2	11/2017	Siminoff et al.	CN	304116716	S	4/2017
D806,773	S	1/2018	Wiser et al.	CN	304175743	S	6/2017
2004/0124978	A1	7/2004	Chen	CN	304191161	S	6/2017
2016/0330403	A1	11/2016	Siminoff	CN	304191165	S	6/2017
2017/0160137	A1	6/2017	Jeong	CN	304270776	S	9/2017
2017/0160138	A1	6/2017	Jeong et al.	CN	304279388	S	9/2017
2017/0163944	A1	6/2017	Jeong	CN	304306129	S	10/2017
2017/0171516	A1	6/2017	Modestine et al.	CN	304344294	S	11/2017
2017/0171517	A1	6/2017	Modestine et al.	CN	304354072	S	11/2017
2017/0171518	A1	6/2017	Modestine et al.	EM	000044466-0004		10/2003
2017/0195639	A1	7/2017	Gluckman et al.	EM	000049390-0001		10/2003
2017/0251035	A1	8/2017	Siminoff et al.	EM	000132790-0004		5/2004
2017/0251173	A1	8/2017	Siminoff et al.	EM	000146642-0001		6/2004
2017/0251182	A1	8/2017	Siminoff et al.	EM	000180823-0001		7/2004
2017/0272269	A1	9/2017	Siminoff	EM	000176672-0001		8/2004
2017/0272652	A1	9/2017	Siminoff et al.	EM	000691977-0001		5/2007
2017/0272706	A1	9/2017	Jeong	EM	000775986-0007		8/2007
2017/0280112	A1	9/2017	Siminoff	EM	000839311-0003		1/2008
2017/0289450	A1	10/2017	Lemberger	EM	000913298-0017		5/2008
2017/0294694	A1	10/2017	Tso et al.	EM	000913298-0025		5/2008
2017/0322942	A1	11/2017	Duda et al.	EM	000930722-0004		5/2008
2017/0323591	A1	11/2017	Siminoff et al.	EM	001603069-0007		8/2009
2017/0358186	A1	12/2017	Harpole	EM	001603069-0009		8/2009
				EM	001603069-0010		8/2009
				EM	001605163-0001		9/2009
				EM	001657867-0004		1/2010
				EM	001657867-0003		2/2010
				EM	001730946-0002		7/2010
				EM	002294181-0001		8/2013
				EM	002482158-0001		6/2014
				EM	002622332-0003		1/2015
				EM	002834226-0002		11/2015
				EM	003435965-0001		1/2017
CN	300955818D	7/2009		GB	2065450		5/1997
CN	300974854D	8/2009		JP	1078633		7/2000
CN	301122354D	1/2010		JP	1125530		11/2001
CN	301478976 S	3/2011		JP	1142159		5/2002
CN	301551981 S	5/2011		JP	1142263		5/2002
CN	301611656 S	7/2011		JP	1182477		8/2003
CN	301633680 S	8/2011		JP	1182480		8/2003
CN	301665587 S	9/2011		JP	1253840		4/2004
CN	301678882 S	9/2011		JP	1226392		12/2004
CN	301853516 S	3/2012		JP	1226408		12/2004
CN	301860768 S	3/2012		JP	1228616		1/2005
CN	301895157 S	4/2012		JP	1244595		7/2005
CN	301923959 S	5/2012		JP	1249477		8/2005
CN	302143296 S	10/2012		JP	1249478		8/2005
CN	302202377 S	11/2012		JP	1254151		10/2005
CN	302294861 S	1/2013					
CN	302445674 S	5/2013					
CN	302534164 S	8/2013					
FOREIGN PATENT DOCUMENTS							

(56)

References Cited

FOREIGN PATENT DOCUMENTS

JP	1270247	5/2006
JP	1281984	9/2006
JP	1254084	10/2006
JP	1254403	10/2006
JP	1261906	1/2007
JP	1335074	7/2008
JP	1339864	9/2008
JP	1376014	12/2009
JP	1405982	1/2011
JP	1524973	6/2015
KR	300778965.0000	1/2015
KR	300844291.0000	3/2016
KR	300866651.0000	7/2016
KR	300867682.0000	8/2016
KR	300906526.0000	5/2017
KR	300911751.0000	6/2017
KR	300915848.0000	7/2017
KR	300933857.0000	11/2017
WO	078154	5/2012
WO	081439-0004	8/2013
WO	082316-0003	12/2013
WO	085822	3/2015
WO	090425-0001	5/2016
WO	094044-0001	1/2017

* cited by examiner

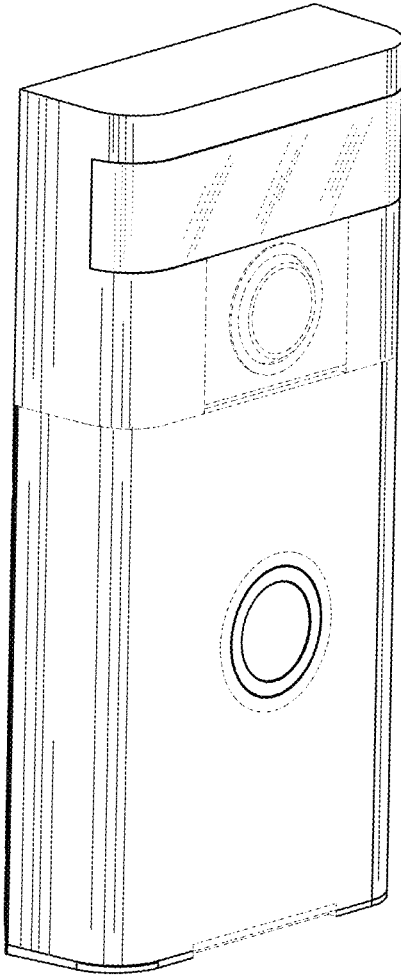


FIG. 1

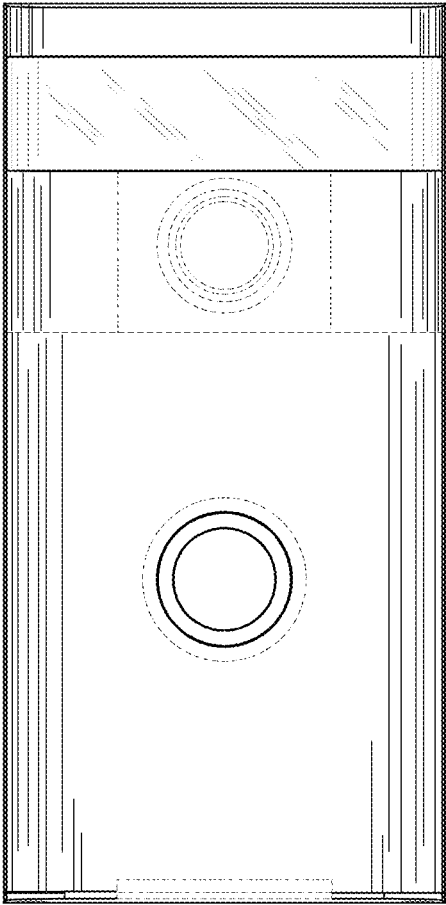


FIG. 2

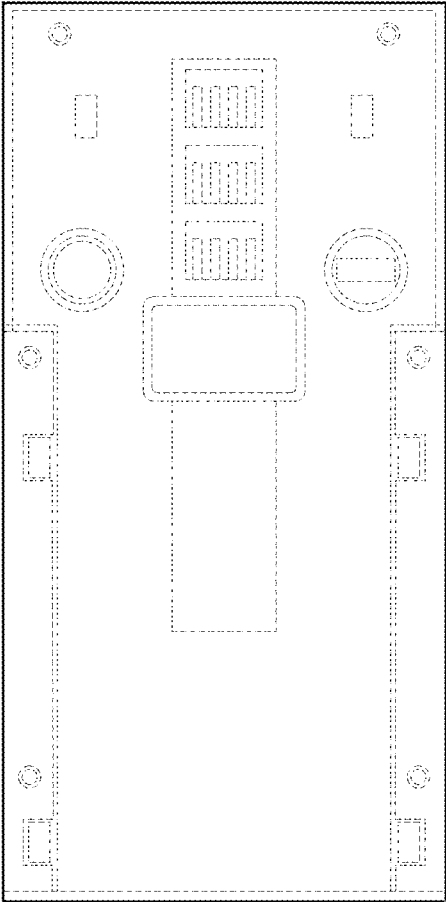


FIG. 3




FIG. 4




FIG. 5

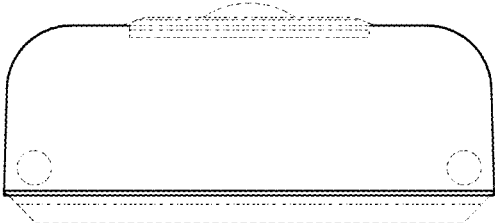


FIG. 6