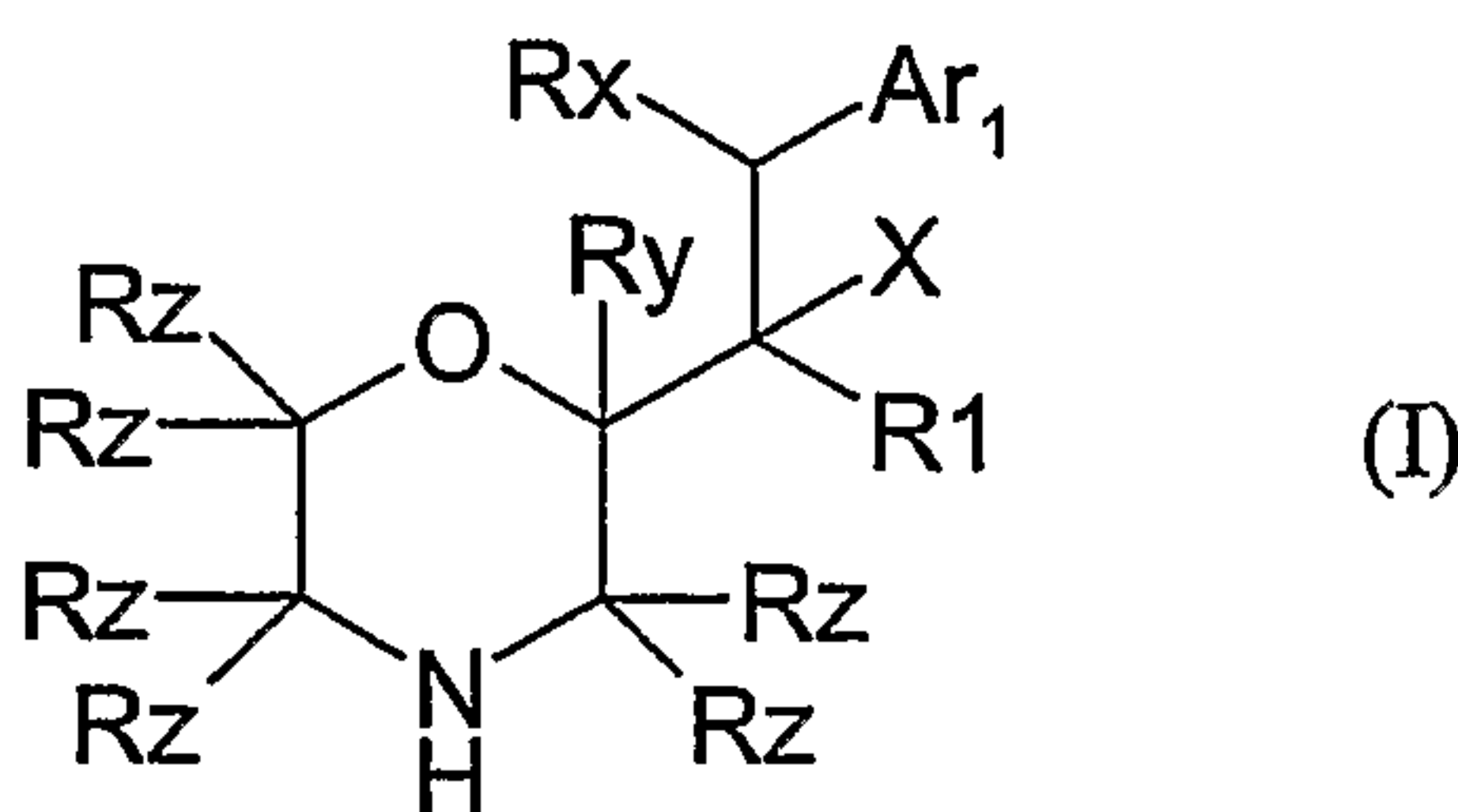




(86) Date de dépôt PCT/PCT Filing Date: 2004/10/28  
 (87) Date publication PCT/PCT Publication Date: 2005/05/26  
 (85) Entrée phase nationale/National Entry: 2006/05/02  
 (86) N° demande PCT/PCT Application No.: US 2004/032771  
 (87) N° publication PCT/PCT Publication No.: 2005/047272  
 (30) Priorités/Priorities: 2003/11/10 (GB0326148.4);  
 2004/01/09 (US60/535,459)

(51) Cl.Int./Int.Cl. *C07D 265/30* (2006.01),  
*A61K 31/5377* (2006.01), *A61K 31/5375* (2006.01),  
*A61P 25/22* (2006.01), *C07D 413/06* (2006.01)  
 (71) Demandeur/Applicant:  
 ELI LILLY AND COMPANY, US  
 (72) Inventeurs/Inventors:  
 CAMPBELL, GORDON IAIN, GB;  
 CASES-THOMAS, MANUEL JAVIER, GB;  
 MAN, TERESA, GB;  
 MASTERS, JOHN JOSEPH, US;  
 RUDYK, HELENE CATHERINE EUGENIE, GB;  
 WALTER, MAGNUS WILHELM, GB  
 (74) Agent: GOWLING LAFLEUR HENDERSON LLP

(54) Titre : DERIVES DE MORPHOLINE UTILISES COMME INHIBITEURS DU RECAPTAGE DE LA NOREPINEPHRINE  
 (54) Title: MORPHOLINE DERIVATIVES AS NOREPINEPHRINE REUPTAKE INHIBITORS



(57) Abrégé/Abstract:

Compounds of the general formula (I) are inhibitors of the reuptake of norepinephrine. As such, they may be useful for the treatment of disorders of the central and/or peripheral nervous system.

## (12) INTERNATIONAL APPLICATION PUBLISHED UNDER THE PATENT COOPERATION TREATY (PCT)

(19) World Intellectual Property  
Organization  
International Bureau



(43) International Publication Date  
26 May 2005 (26.05.2005)

PCT

(10) International Publication Number  
**WO 2005/047272 A1**

(51) International Patent Classification<sup>7</sup>: **C07D 265/30**,  
413/06, A61K 31/5375, 31/5377, A61P 25/22

(21) International Application Number:  
PCT/US2004/032771

(22) International Filing Date: 28 October 2004 (28.10.2004)

(25) Filing Language: English

(26) Publication Language: English

(30) Priority Data:  
0326148.4 10 November 2003 (10.11.2003) GB  
60/535,459 9 January 2004 (09.01.2004) US

(71) Applicant (for all designated States except US): **ELI LILLY AND COMPANY** [US/US]; Lilly Corporate Center, Indianapolis, IN 46285 (US).

(72) Inventors; and

(75) Inventors/Applicants (for US only): **CAMPBELL, Gordon, Iain** [GB/GB]; Eli Lilly and Company Limited, Kingsclere Road, Basingstoke, Hampshire RG21 6XA (GB). **CASES-THOMAS, Manuel, Javier** [ES/GB]; Eli Lilly and Company Limited, Kingsclere Road, Basingstoke, Hampshire RG21 6XA (GB). **MAN, Teresa** [GB/GB]; Eli Lilly and Company Limited, Kingsclere Road, Basingstoke, Hampshire RG21 6XA (GB). **MAS-TERS, John, Joseph** [US/US]; 12047 Flint Stone Court, Fishers, IN 46038 (US). **RUDYK, Hélène, Catherine, Eugénie** [FR/GB]; Eli Lilly and Company Limited, Kingsclere Road, Basingstoke, Hampshire RG21 6XA (GB). **WALTER, Magnus, Wilhelm** [DE/GB]; Eli Lilly and Company Limited, Kingsclere Road, Basingstoke, Hampshire RG21 6XA (GB).

(74) Agents: **GAYLO, Paul, J.** et al.; Eli Lilly and Company, P.O. Box 6288, Indianapolis, IN 46206-6288 (US).

(81) Designated States (unless otherwise indicated, for every kind of national protection available): AE, AG, AL, AM,

AT, AU, AZ, BA, BB, BG, BR, BW, BY, BZ, CA, CH, CN, CO, CR, CU, CZ, DE, DK, DM, DZ, EC, EE, EG, ES, FI, GB, GD, GE, GH, GM, HR, HU, ID, IL, IN, IS, JP, KE, KG, KP, KR, KZ, LC, LK, LR, LS, LT, LU, LV, MA, MD, MG, MK, MN, MW, MX, MZ, NA, NI, NO, NZ, OM, PG, PH, PL, PT, RO, RU, SC, SD, SE, SG, SK, SL, SY, TJ, TM, TN, TR, TT, TZ, UA, UG, US, UZ, VC, VN, YU, ZA, ZM, ZW.

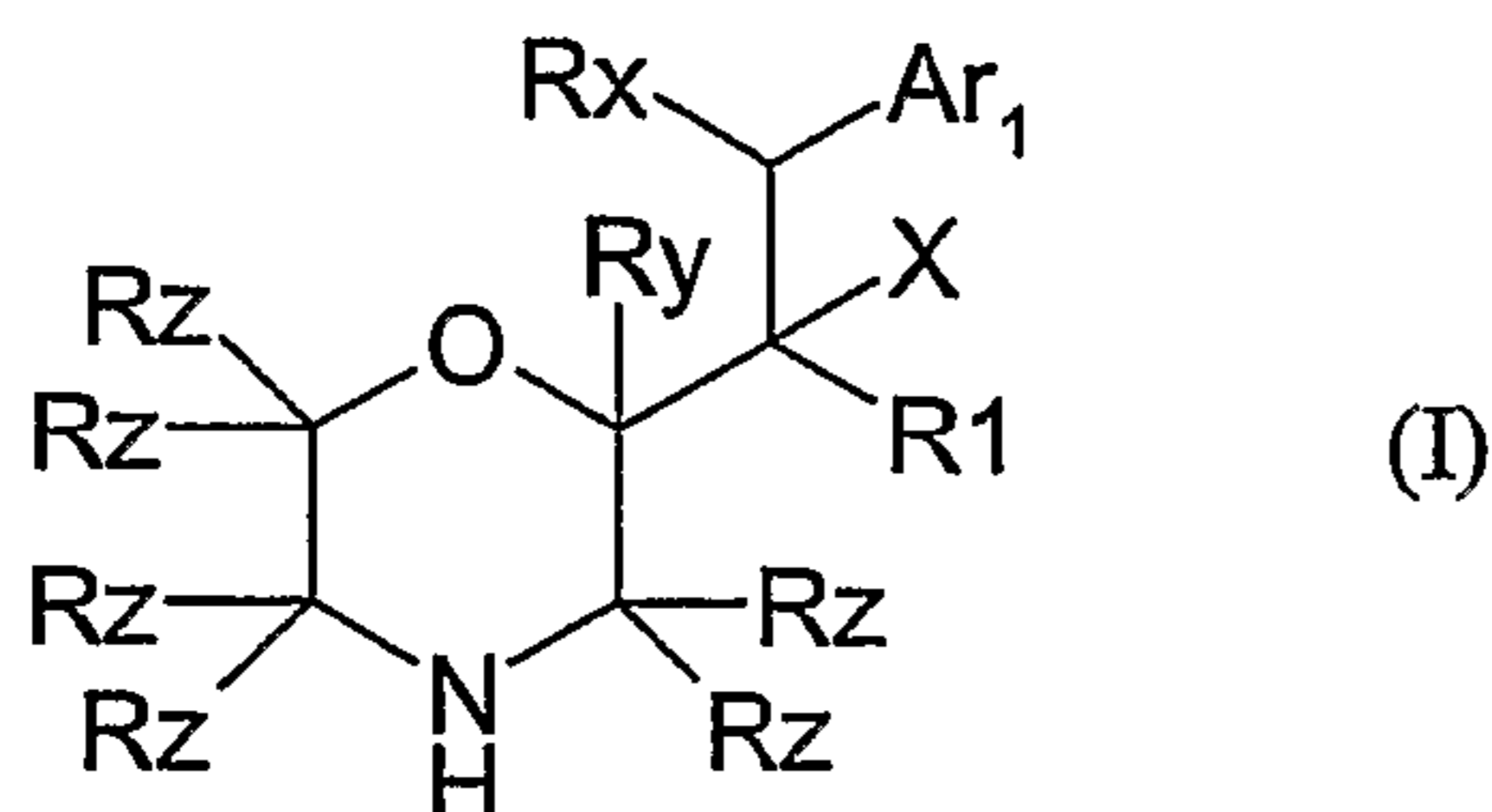
(84) Designated States (unless otherwise indicated, for every kind of regional protection available): ARIPO (BW, GH, GM, KE, LS, MW, MZ, NA, SD, SL, SZ, TZ, UG, ZM, ZW), Eurasian (AM, AZ, BY, KG, KZ, MD, RU, TJ, TM), European (AT, BE, BG, CH, CY, CZ, DE, DK, EE, ES, FI, FR, GB, GR, HU, IE, IT, LU, MC, NL, PL, PT, RO, SE, SI, SK, TR), OAPI (BF, BJ, CF, CG, CI, CM, GA, GN, GQ, GW, ML, MR, NE, SN, TD, TG).

## Declarations under Rule 4.17:

- as to applicant's entitlement to apply for and be granted a patent (Rule 4.17(ii)) for the following designations AE, AG, AL, AM, AT, AU, AZ, BA, BB, BG, BR, BW, BY, BZ, CA, CH, CN, CO, CR, CU, CZ, DE, DK, DM, DZ, EC, EE, EG, ES, FI, GB, GD, GE, GH, GM, HR, HU, ID, IL, IN, IS, JP, KE, KG, KP, KR, KZ, LC, LK, LR, LS, LT, LU, LV, MA, MD, MG, MK, MN, MW, MX, MZ, NA, NI, NO, NZ, OM, PG, PH, PL, PT, RO, RU, SC, SD, SE, SG, SK, SL, SY, TJ, TM, TN, TR, TT, TZ, UA, UG, UZ, VC, VN, YU, ZA, ZM, ZW, ARIPO patent (BW, GH, GM, KE, LS, MW, MZ, NA, SD, SL, SZ, TZ, UG, ZM, ZW), Eurasian patent (AM, AZ, BY, KG, KZ, MD, RU, TJ, TM), European patent (AT, BE, BG, CH, CY, CZ, DE, DK, EE, ES, FI, FR, GB, GR, HU, IE, IT, LU, MC, NL, PL, PT, RO, SE, SI, SK, TR), OAPI patent (BF, BJ, CF, CG, CI, CM, GA, GN, GQ, GW, ML, MR, NE, SN, TD, TG)
- as to the applicant's entitlement to claim the priority of the earlier application (Rule 4.17(iii)) for the following designations AE, AG, AL, AM, AT, AU, AZ, BA, BB, BG, BR, BW, BY, BZ, CA, CH, CN, CO, CR, CU, CZ, DE, DK, DM, DZ,

[Continued on next page]

(54) Title: MORPHOLINE DERIVATIVES AS NOREPINEPHRINE REUPTAKE INHIBITORS



(57) Abstract: Compounds of the general formula (I) are inhibitors of the reuptake of norepinephrine. As such, they may be useful for the treatment of disorders of the central and/or peripheral nervous system.



WO 2005/047272 A1

**WO 2005/047272 A1**

EC, EE, EG, ES, FI, GB, GD, GE, GH, GM, HR, HU, ID, IL, IN, IS, JP, KE, KG, KP, KR, KZ, LC, LK, LR, LS, LT, LU, LV, MA, MD, MG, MK, MN, MW, MX, MZ, NA, NI, NO, NZ, OM, PG, PH, PL, PT, RO, RU, SC, SD, SE, SG, SK, SL, SY, TJ, TM, TN, TR, TT, TZ, UA, UG, UZ, VC, VN, YU, ZA, ZM, ZW, ARIPO patent (BW, GH, GM, KE, LS, MW, MZ, NA, SD, SL, SZ, TZ, UG, ZM, ZW), Eurasian patent (AM, AZ, BY, KG, KZ, MD, RU, TJ, TM), European patent (AT, BE, BG, CH, CY, CZ, DE, DK, EE, ES, FI, FR, GB, GR, HU, IE,

IT, LU, MC, NL, PL, PT, RO, SE, SI, SK, TR), OAPI patent (BF, BJ, CF, CG, CI, CM, GA, GN, GQ, GW, ML, MR, NE, SN, TD, TG)

**Published:**

— with international search report

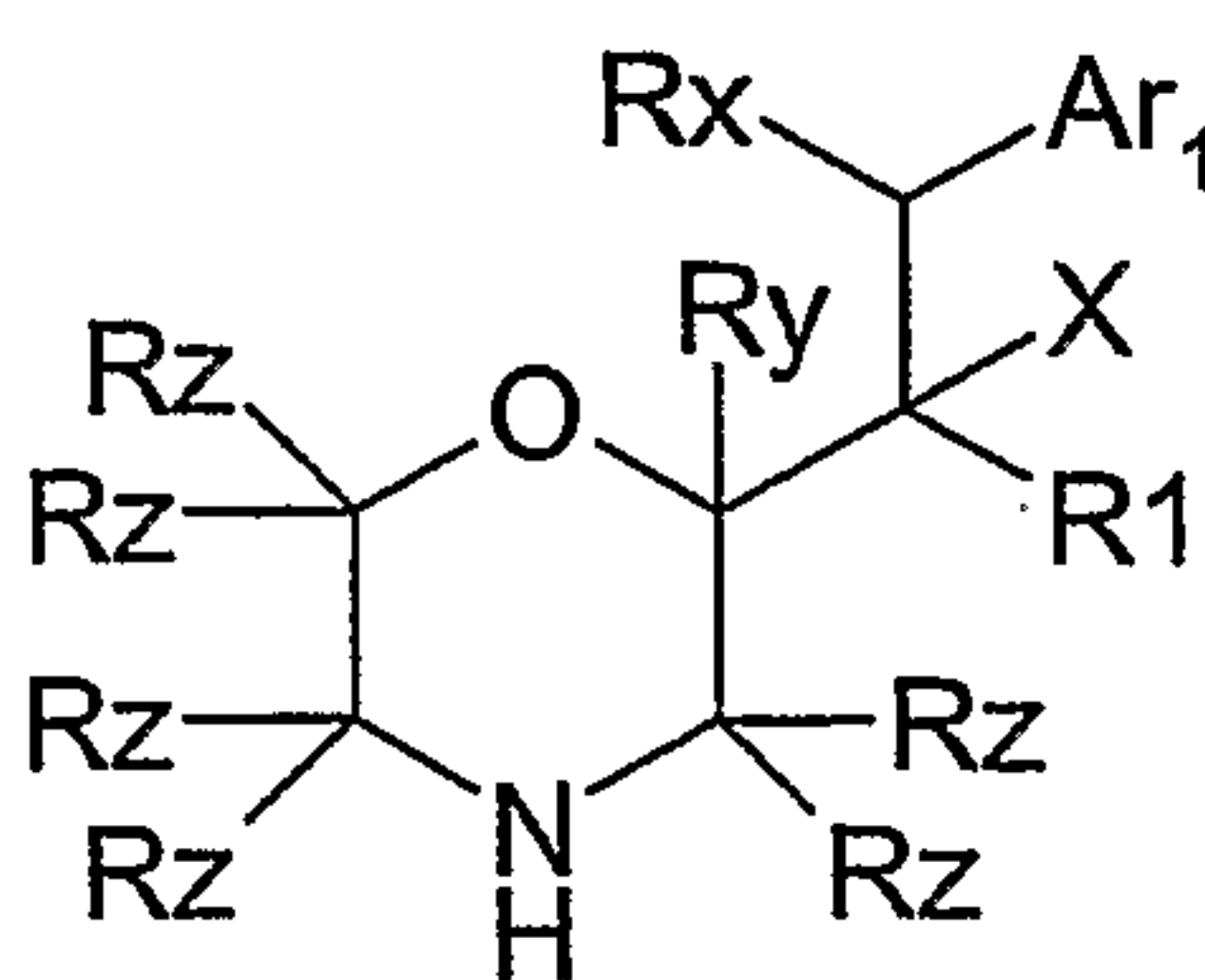
For two-letter codes and other abbreviations, refer to the "Guidance Notes on Codes and Abbreviations" appearing at the beginning of each regular issue of the PCT Gazette.

**MORPHOLINE DERIVATIVES AS NOREPINEPHRINE  
REUPTAKE INHIBITORS**

This invention relates to novel morpholine compounds, and to their use in selectively  
5 inhibiting norepinephrine reuptake.

Selective inhibition of norepinephrine reuptake is a relatively new mode of action for the  
treatment of affective disorders. Norepinephrine appears to play an important role in the  
disturbances of vegetative function associated with affective, anxiety and cognitive  
10 disorders. Atomoxetine hydrochloride is a selective inhibitor of norepinephrine reuptake,  
and is marketed for the treatment of attention deficit hyperactivity disorder (ADHD).  
Reboxetine is also a selective norepinephrine reuptake inhibitor, and is marketed for the  
treatment of depression. WO99/15177 discloses the use of reboxetine to treat ADHD and  
WO01/01973 discloses the use of S,S-reboxetine to treat *inter alia* ADHD.  
15 WO2004/018441 discloses certain morpholine derivatives as selective inhibitors of the  
reuptake of norepinephrine.

According to the present invention there is provided a compound of formula (I)



(I)

20

wherein,

X is OH, C1-C4 alkoxy, NH<sub>2</sub> or NH(C1-C4 alkyl);

Rx is H or C1-C4 alkyl;

Ry is H or C1-C4 alkyl;

25 each Rz group is independently H or C1-C4 alkyl, with the proviso that not more than 3  
Rz groups may be C1-C4 alkyl;

-2-

R1 is C1-C6 alkyl (optionally substituted with 1, 2 or 3 halogen atoms and/or with 1 substituent selected from C1-C4 alkylthio (optionally substituted with 1, 2 or 3 fluorine atoms), C1-C4 alkoxy (optionally substituted with 1, 2 or 3 fluorine atoms), C3-C6 cycloalkoxy, C1-C4 alkylsulfonyl, cyano, -CO-O(C1-C2 alkyl), -O-CO-(C1-C2 alkyl) and hydroxy); C2-C6 alkenyl (optionally substituted with 1, 2 or 3 halogen atoms); C3-C6 cycloalkyl (optionally substituted with 1, 2 or 3 halogen atoms and/or with 1 substituent selected from C1-C4 alkoxy and hydroxy) wherein one C-C bond within the cycloalkyl moiety is optionally substituted by an O-C, S-C or C=C bond; C4-C7 cycloalkylalkyl (optionally substituted with 1, 2 or 3 halogen atoms and/or with 1 substituent selected from C1-C4 alkoxy and hydroxy) wherein one C-C bond within the cycloalkyl moiety is optionally substituted by an O-C, S-C or C=C bond; or CH<sub>2</sub>Ar<sub>2</sub>; and Ar<sub>1</sub> and Ar<sub>2</sub> are each independently a phenyl ring or a 5- or 6-membered heteroaryl ring each of which is optionally substituted with 1, 2 or 3 substituents (depending upon the number of available substitution positions) each independently selected from C1-C4 alkyl (optionally substituted with 1, 2 or 3 halogen atoms), C1-C4 alkoxy (optionally substituted with 1, 2 or 3 halogen atoms), C1-C4 alkylthio (optionally substituted with 1, 2 or 3 halogen atoms), -CO-O(C1-C4 alkyl), cyano, -NRR, -CONRR, halo and hydroxy and/or with 1 substituent selected from pyridyl, thiophenyl, phenyl, benzyl and phenoxy each of which is optionally ring-substituted with 1, 2 or 3 substituents each independently selected from halogen, C1-C4 alkyl (optionally substituted with 1, 2 or 3 halogen atoms), C1-C4 alkoxy (optionally substituted with 1, 2 or 3 halogen atoms), carboxy, nitro, hydroxy, cyano, -NRR, -CONRR, SO<sub>2</sub>NRR and SO<sub>2</sub>R; and each R is independently H or C1-C4 alkyl; or a pharmaceutically acceptable salt thereof.

25

In the present specification the term "C1-C4 alkyl" means a monovalent unsubstituted saturated straight-chain or branched-chain hydrocarbon radical having from 1 to 4 carbon atoms. Thus the term "C1-C4 alkyl" includes, for example, methyl, ethyl, n-propyl, isopropyl, n-butyl, isobutyl, sec-butyl and tert-butyl.

30

-3-

In the present specification the term "C1-C4 alkoxy" means a monovalent unsubstituted saturated straight-chain or branched-chain hydrocarbon radical having from 1 to 4 carbon atoms linked to the point of substitution by a divalent O radical. Thus the term "C1-C4 alkoxy" includes, for example, methoxy, ethoxy, n-propoxy, isopropoxy, n-butoxy, isobutoxy, sec-butoxy and tert-butoxy.

In the present specification the term "C1-C4 alkylthio" means a monovalent unsubstituted saturated straight-chain or branched-chain hydrocarbon radical having from 1 to 4 carbon atoms linked to the point of substitution by a divalent S radical. Thus the term "C1-C4 alkylthio" includes, for example, methylthio, ethylthio, n-propylthio, isopropylthio, n-butylthio, isobutylthio, sec-butylthio and tert-butylthio.

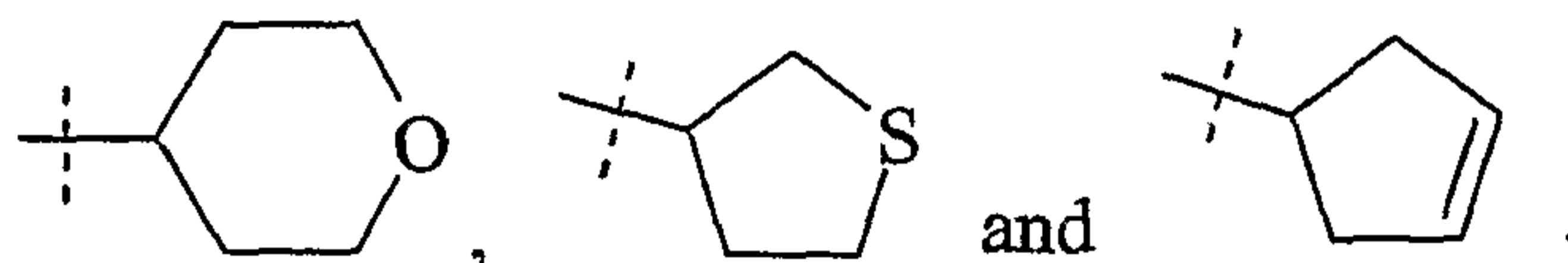
In the present specification the term "C3-C6 cycloalkyl" means a monovalent unsubstituted saturated cyclic hydrocarbon radical having from 3 to 6 carbon atoms. Thus the term "C3-C6 cycloalkyl" includes, for example, cyclopropyl, cyclobutyl, cyclopentyl and cyclohexyl.

In the present specification the term "C4-C7 cycloalkylalkyl" means a monovalent unsubstituted saturated cyclic hydrocarbon radical having from 3 to 6 carbon atoms linked to the point of substitution by a divalent unsubstituted saturated straight-chain or branched-chain hydrocarbon radical having at least 1 carbon atom. Thus the term "C4-C7 cycloalkyl" includes, for example, cyclopropylmethyl, cyclopropylethyl, cyclobutylmethyl, cyclopentylmethyl and cyclohexylmethyl.

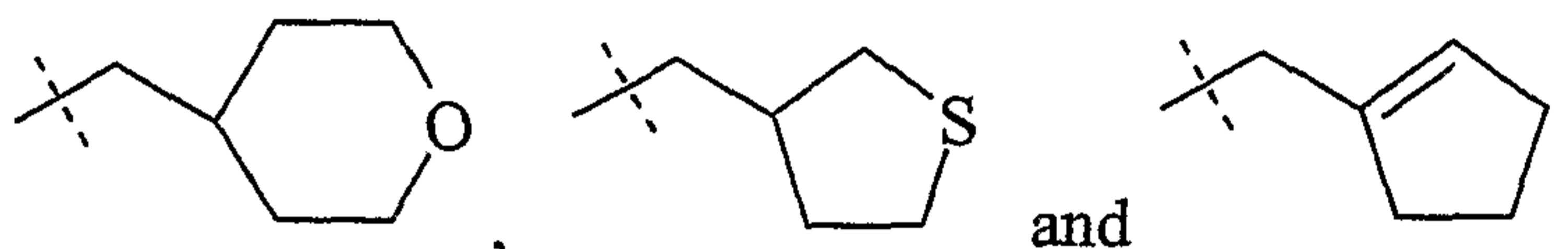
In the present specification the phrase "wherein one C-C bond within the cycloalkyl moiety is optionally substituted by an O-C, S-C or C=C bond" means that either (i) any two adjacent carbon atoms within a cycloalkyl ring may be linked by a double bond rather than a single bond (with the number of substituents on each carbon atom being reduced accordingly), or that (ii) one of any two adjacent C atoms within a cycloalkyl ring (and any substituents thereon) may be replaced by an oxygen or sulphur atom.

-4-

Examples of groups encompassed by this phrase when used in conjunction with the term C3-C6 cycloalkyl include, for example:



5 Examples of groups encompassed by this phrase when used in conjunction with the term C4-C7 cycloalkylalkyl include, for example:



10 In the present specification the term “C2-C6 alkenyl” means a monovalent unsubstituted unsaturated straight-chain or branched-chain hydrocarbon radical having from 2 to 6 carbon atoms and containing at least one carbon-carbon double bond. Thus the term “C1-C4 alkenyl” includes, for example, ethenyl, propenyl, 2-methyl-2-propenyl and butenyl.

15 In the present specification the term “C3-C6 cycloalkoxy” means a monovalent unsubstituted saturated cyclic hydrocarbon radical having from 3 to 6 carbon atoms in the ring linked to the point of substitution by a divalent O radical. Thus the term “C3-C6 cycloalkoxyl” includes, for example, cyclopropoxy.

20 In the present specification the term “C1-C4 alkylsulfonyl” means a monovalent unsubstituted saturated straight-chain or branched-chain hydrocarbon radical having from 1 to 4 carbon atoms linked to the point of substitution by a divalent SO<sub>2</sub> radical. Thus the term “C1-C4 alkylsulfonyl” includes, for example, methylsulfonyl.

25 In the present specification terms similar to the above definitions specifying different numbers of C atoms take an analogous meaning. Specifically, “C1-C6 alkyl” means a monovalent unsubstituted saturated straight-chain or branched-chain hydrocarbon radical having from 1 to 6 carbon atoms. Thus the term “C1-C6 alkyl” represents a larger set of compounds that encompasses the subset “C1-C4 alkyl” but also includes, for example, n-pentyl, 3-methyl-butyl, 2-methyl-butyl, 1-methyl-butyl, 2,2-dimethyl-propyl, n-hexyl, 4-

-5-

methyl-pentyl and 3-methyl-pentyl. Specifically, "C1-C2 alkyl" means a monovalent unsubstituted saturated hydrocarbon radical having 1 or 2 carbon atoms. Thus the term "C1-C2 alkyl" represents a subset of compounds within the term "C1-C4 alkyl" and includes methyl and ethyl.

5

In the present specification the term "halo" or "halogen" means F, Cl, Br or I.

In the present specification the term "phenoxy" means a monovalent unsubstituted phenyl radical linked to the point of substitution by a divalent O radical.

10

In the present specification the term "5-membered heteroaryl ring" means a 5-membered aromatic ring including one or more heteroatoms each independently selected from N, O and S. Preferably there are not more than three heteroatoms in total in the ring. More preferably there are not more than two heteroatoms in total in the ring. More preferably there is not more than one heteroatom in total in the ring. The term includes, for example, the groups thiazolyl, isothiazolyl, oxazolyl, isoxazolyl, thiophenyl, furanyl, pyrrolyl, imidazolyl, triazolyl, oxadiazolyl and thiadiazolyl.

15

"Thiazolyl" as used herein includes 2-thiazolyl, 4-thiazolyl and 5-thiazolyl.

20

"Isothiazolyl" as used herein includes 3-isothiazolyl, 4-isothiazolyl, and 5-isothiazolyl.

"Oxazolyl" as used herein includes 2-oxazolyl, 4-oxazolyl and 5-oxazolyl.

"Isoxazolyl" as used herein includes 3-isoxazolyl, 4-isoxazolyl, and 5-isoxazolyl.

"Thiophenyl" as used herein includes 2-thiophenyl and 3-thiophenyl.

"Furanyl" as used herein includes 2-furanyl and 3-furanyl.

25

"Pyrrolyl" as used herein includes 2-pyrrolyl and 3-pyrrolyl.

"Imidazolyl" as used herein includes 2-imidazolyl and 4-imidazolyl.

"Triazolyl" as used herein includes 1-triazolyl, 4-triazolyl and 5-triazolyl.

"Oxadiazolyl" as used herein includes 4- and 5-(1,2,3-oxadiazolyl), 3- and 5-(1,2,4-oxadiazolyl), 3-(1,2,5-oxadiazolyl), 2-(1,3,4-oxadiazolyl).



-6-

“Thiadiazolyl” as used herein includes 4- and 5-(1,2,3-thiadiazolyl), 3- and 5-(1,2,4-thiadiazolyl), 3-(1,2,5-thiadiazolyl), 2-(1,3,4-thiadiazolyl).

5 In the present specification the term “6-membered heteroaryl ring” means a 6-membered aromatic ring including one or more heteroatoms each independently selected from N, O and S. Preferably there are not more than three heteroatoms in total in the ring. More preferably there are not more than two heteroatoms in total in the ring. More preferably there is not more than one heteroatom in total in the ring. The term includes, for example, the groups pyridyl, pyrimidyl, pyrazinyl, pyridazinyl and triazinyl.

10

“Pyridyl” as used herein includes 2-pyridyl, 3-pyridyl and 4-pyridyl.

“Pyrimidyl” as used herein includes 2-pyrimidyl, 4-pyrimidyl and 5-pyrimidyl.

“Pyrazinyl” as used herein includes 2-pyrazinyl and 3-pyrazinyl.

“Pyridazinyl” as used herein includes 3-pyridazinyl and 4-pyridazinyl.

15 “Triazinyl” as used herein includes 2-(1,3,5-triazinyl), 3-, 5- and 6-(1,2,4-triazinyl) and 4- and 5-(1,2,3-triazinyl).

20 In the present specification the term “*ortho*” refers to a position on the Ar1 aromatic ring which is adjacent to the position from which Ar1 links to the rest of the compound of formula (I).

25 In the present specification the term “N-protecting group” means a functional group which renders the N atom to which it is attached unreactive under the reaction conditions to which the N-protected compound is subsequently exposed, except where said protected N atom is also bonded to an H atom and except where such conditions are specifically chosen to remove the N-protecting group. The choice of N-protecting group will depend upon the subsequent reaction conditions and suitable N-protecting groups for given situations will be known to the person skilled in the art. Further information on suitable N-protecting groups, including methods for their addition and removal, is contained in the  
30 well known text “Protective Groups in Organic Synthesis”, Theodora W. Greene and

-7-

Peter G.M. Wuts, John Wiley & Sons, Inc., New York, 1999, pp.494-653. Examples of N-protecting groups include carbamate protecting groups  $-\text{CO}-\text{OR}_A$  wherein  $R_A$  is, for example, methyl, ethyl, 9-fluorenylmethyl (Fmoc), 2,2,2-trichloroethyl (Troc), 2-trimethylsilylethyl (Teoc), t-butyl (Boc), allyl (Alloc), benzyl (Cbz) or p-methoxybenzyl (Moz); amide protecting groups  $-\text{CO}-R_B$  wherein  $R_B$  is, for example, H, methyl, benzyl or phenyl; alkylamine protecting groups  $-R_C$  wherein  $R_C$  is, for example, methyl, t-butyl, allyl, [2-(trimethylsilyl)ethoxy]methyl, benzyl, 4-methoxybenzyl, 2,4-dimethoxybenzyl, diphenylmethyl or triphenylmethyl (trityl); and sulfonamide protecting groups  $-\text{SO}_2-R_D$  wherein  $R_D$  is, for example, methyl, benzyl, phenyl or phenyl substituted with from 1 to 5 substituents each independently selected from methyl, t-butyl, methoxy and nitro. In some instances, the reaction conditions employed mean that N-protecting groups which are stable under strongly basic conditions and/or in the presence of strong nucleophiles (such as organometallic reagents) are generally preferred. Examples of such preferred N-protecting groups include alkylamine protecting groups  $-R_C$  wherein  $R_C$  is, for example, methyl, t-butyl, allyl, [2-(trimethylsilyl)ethoxy]methyl, benzyl, 4-methoxybenzyl, 2,4-dimethoxybenzyl, diphenylmethyl or triphenylmethyl (trityl). Benzyl is an especially preferred N-protecting group.

In a preferred embodiment of the present invention, X is OH, C1-C4 alkoxy, or  $\text{NH}_2$ .  
More preferably, X is OH or  $\text{NH}_2$ . Most preferably X is OH.

In a preferred embodiment of the present invention,  $R_x$  is H or methyl. Most preferably  $R_x$  is H.

In a preferred embodiment of the present invention,  $R_y$  is H or methyl. Most preferably  $R_y$  is H.

In a preferred embodiment of the present invention, each  $R_z$  group is independently H or methyl, with the proviso that not more than 3  $R_z$  groups may be methyl. Most preferably, each  $R_z$  is H.

-8-

In a preferred embodiment of the present invention, R1 is C1-C6 alkyl (optionally substituted with 1, 2 or 3 halogen atoms and/or with 1 substituent selected from C1-C4 alkylthio (optionally substituted with 1, 2 or 3 fluorine atoms), C1-C4 alkoxy (optionally substituted with 1, 2 or 3 fluorine atoms), C3-C6 cycloalkoxy, C1-C4 alkylsulfonyl, cyano, -CO-O(C1-C2 alkyl), -O-CO-(C1-C2 alkyl) and hydroxy). More preferably, R1 is C1-C6 alkyl (optionally substituted with 1, 2 or 3 halogen atoms and/or with 1 substituent selected from C1-C4 alkoxy (optionally substituted with 1, 2 or 3 fluorine atoms), cyano and hydroxy). More preferably, R1 is C1-C6 alkyl (optionally substituted with 1, 2 or 3 halogen atoms). More preferably, R1 is C1-C6 alkyl (optionally substituted with 1, 2 or 3 fluorine atoms). Examples of specific identities for R1 within this embodiment include methyl, ethyl, iso-propyl, iso-butyl, n-butyl, 3,3,3-trifluoropropyl and 4,4,4-trifluorobutyl.

In a preferred embodiment of the present invention, R1 is C2-C6 alkenyl (optionally substituted with 1, 2 or 3 halogen atoms).

15

In a preferred embodiment of the present invention, R1 is C3-C6 cycloalkyl (optionally substituted with 1, 2 or 3 halogen atoms and/or with 1 substituent selected from C1-C4 alkoxy and hydroxy) wherein one C-C bond within the cycloalkyl moiety is optionally substituted by an O-C, S-C or C=C bond. More preferably, R1 is C3-C6 cycloalkyl (optionally substituted with 1, 2 or 3 halogen atoms and/or with 1 substituent selected from C1-C4 alkoxy and hydroxy) wherein one C-C bond within the cycloalkyl moiety is optionally substituted by an O-C bond. More preferably, R1 is C3-C6 cycloalkyl wherein one C-C bond within the cycloalkyl moiety is optionally substituted by an O-C bond. Examples of specific identities for R1 within this embodiment include cyclopropyl, cyclopentyl and tetrahydropyranyl (in particular tetrahydro-2H-pyran-4-yl).

25

In a preferred embodiment of the present invention, R1 is C3-C6 cycloalkyl (optionally substituted with 1, 2 or 3 halogen atoms and/or with 1 substituent selected from C1-C4 alkoxy and hydroxy). More preferably, R1 is C3-C6 cycloalkyl. Examples of specific identities for R1 within this embodiment include cyclopropyl and cyclopentyl.

30

-9-

In a preferred embodiment of the present invention, R1 is C3-C6 cycloalkyl (optionally substituted with 1, 2 or 3 halogen atoms and/or with 1 substituent selected from C1-C4 alkoxy and hydroxy) wherein one C-C bond within the cycloalkyl moiety is substituted by an O-C, S-C or C=C bond. More preferably, R1 is C3-C6 cycloalkyl (optionally substituted with 1, 2 or 3 halogen atoms and/or with 1 substituent selected from C1-C4 alkoxy and hydroxy) wherein one C-C bond within the cycloalkyl moiety is substituted by an O-C bond. More preferably, R1 is C3-C6 cycloalkyl wherein one C-C bond within the cycloalkyl moiety is substituted by an O-C bond. An example of a specific identity for R1 within this embodiment is tetrahydropyranyl (in particular tetrahydro-2H-pyran-4-yl).

10

In a preferred embodiment of the present invention, R1 is C4-C7 cycloalkylalkyl (optionally substituted with 1, 2 or 3 halogen atoms and/or with 1 substituent selected from C1-C4 alkoxy and hydroxy) wherein one C-C bond within the cycloalkyl moiety is optionally substituted by an O-C, S-C or C=C bond.

15

In a preferred embodiment of the present invention, R1 is C4-C7 cycloalkylalkyl (optionally substituted with 1, 2 or 3 halogen atoms and/or with 1 substituent selected from C1-C4 alkoxy and hydroxy).

20

In a preferred embodiment of the present invention, R1 is C4-C7 cycloalkylalkyl (optionally substituted with 1, 2 or 3 halogen atoms and/or with 1 substituent selected from C1-C4 alkoxy and hydroxy) wherein one C-C bond within the cycloalkyl moiety is substituted by an O-C, S-C or C=C bond.

25

In a preferred embodiment of the present invention, R1 is CH<sub>2</sub>Ar<sub>2</sub> wherein Ar<sub>2</sub> is as defined above. More preferably, R1 is CH<sub>2</sub>Ar<sub>2</sub> wherein Ar<sub>2</sub> is a phenyl ring or a pyridyl (preferably 2-pyridyl) ring each of which may be substituted with 1, 2 or 3 substituents each independently selected from C1-C4 alkyl (optionally substituted with 1, 2 or 3 halogen atoms), C1-C4 alkoxy (optionally substituted with 1, 2 or 3 halogen atoms), C1-C4 alkylthio (optionally substituted with 1, 2 or 3 halogen atoms), halo and hydroxy.

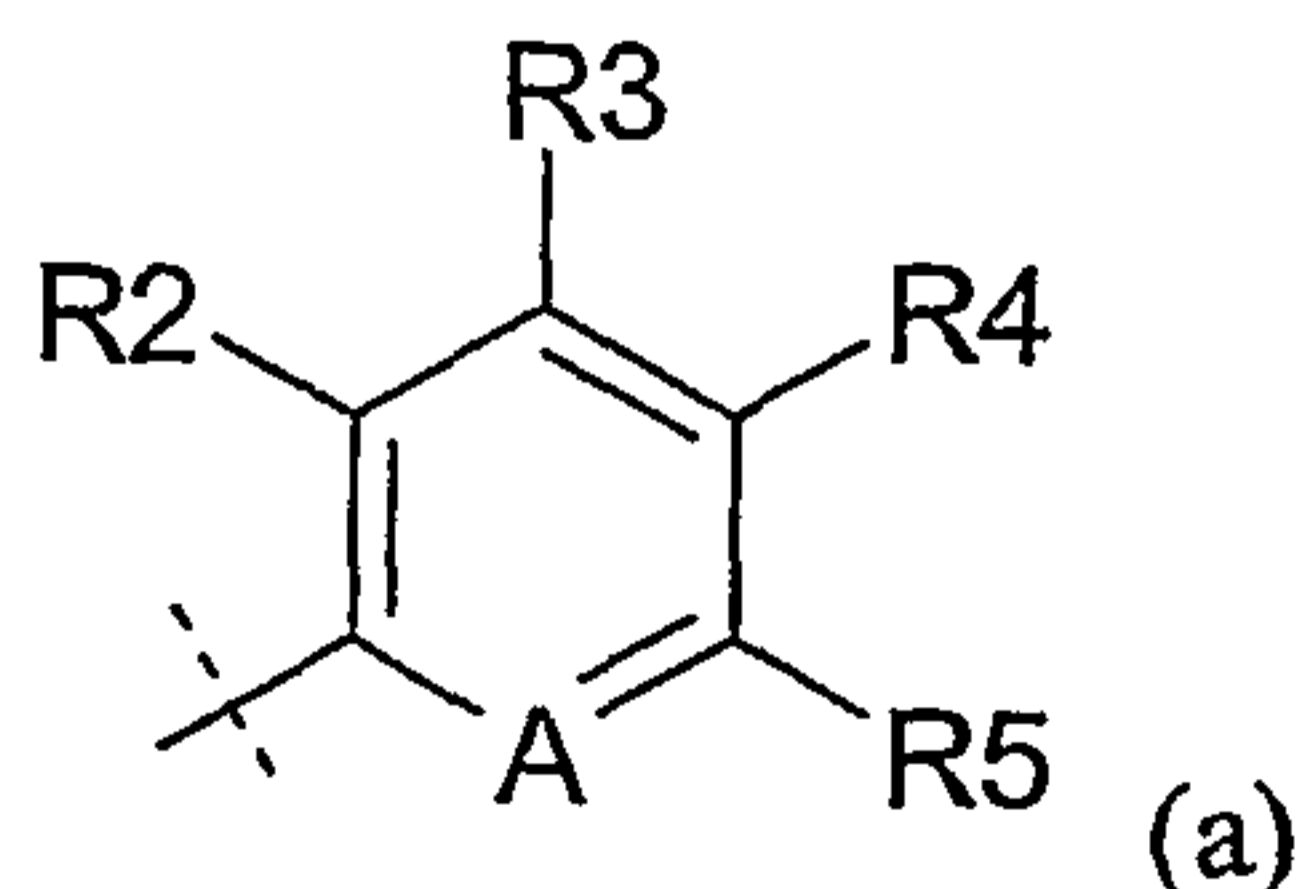
30

More preferably, R1 is CH<sub>2</sub>Ar<sub>2</sub> wherein Ar<sub>2</sub> is a phenyl ring optionally substituted in the

-10-

manner described in the preceding sentence. More preferably, R1 is CH<sub>2</sub>Ar<sub>2</sub> wherein Ar<sub>2</sub> is a phenyl ring optionally substituted with 1 or 2 substituents each independently selected from C1-C4 alkyl (optionally substituted with 1, 2 or 3 halogen atoms), C1-C4 alkoxy (optionally substituted with 1, 2 or 3 halogen atoms), halo and hydroxy. Examples of specific identities for R1 within this embodiment include phenylmethyl and (2-methoxy-phenyl)methyl.

In a preferred embodiment of the present invention, Ar<sub>1</sub> is a phenyl ring or a 5- or 6-membered heteroaryl ring; each of which is substituted in the *ortho* position with a substituent selected from C1-C4 alkyl (optionally substituted with 1, 2 or 3 halogen atoms), C1-C4 alkoxy (optionally substituted with 1, 2 or 3 halogen atoms), C1-C4 alkylthio (optionally substituted with 1, 2 or 3 halogen atoms), -CO-O(C1-C4 alkyl), cyano, -NRR, -CONRR, halo, hydroxy, pyridyl, thiophenyl, phenyl, benzyl and phenoxy, each of which *ortho* substituents is optionally ring-substituted (where a ring is present) with 1, 2 or 3 substituents each independently selected from halogen, C1-C4 alkyl (optionally substituted with 1, 2 or 3 halogen atoms), C1-C4 alkoxy (optionally substituted with 1, 2 or 3 halogen atoms), carboxy, nitro, hydroxy, cyano, -NRR, -CONRR, SO<sub>2</sub>NRR and SO<sub>2</sub>R; and each of which is (in addition to *ortho* substitution) optionally further substituted with 1 or 2 substituents each independently selected from C1-C4 alkyl (optionally substituted with 1, 2 or 3 halogen atoms), C1-C4 alkoxy (optionally substituted with 1, 2 or 3 halogen atoms), C1-C4 alkylthio (optionally substituted with 1, 2 or 3 halogen atoms), -CO-O(C1-C4 alkyl), cyano, -NRR, -CONRR, halo and hydroxy. More preferably, Ar<sub>1</sub> is a phenyl ring or a pyridyl (preferably 2-pyridyl) ring each of which is substituted and optionally further substituted in the manner described in the preceding sentence. More preferably, Ar<sub>1</sub> is a group of the formula (a):



wherein,

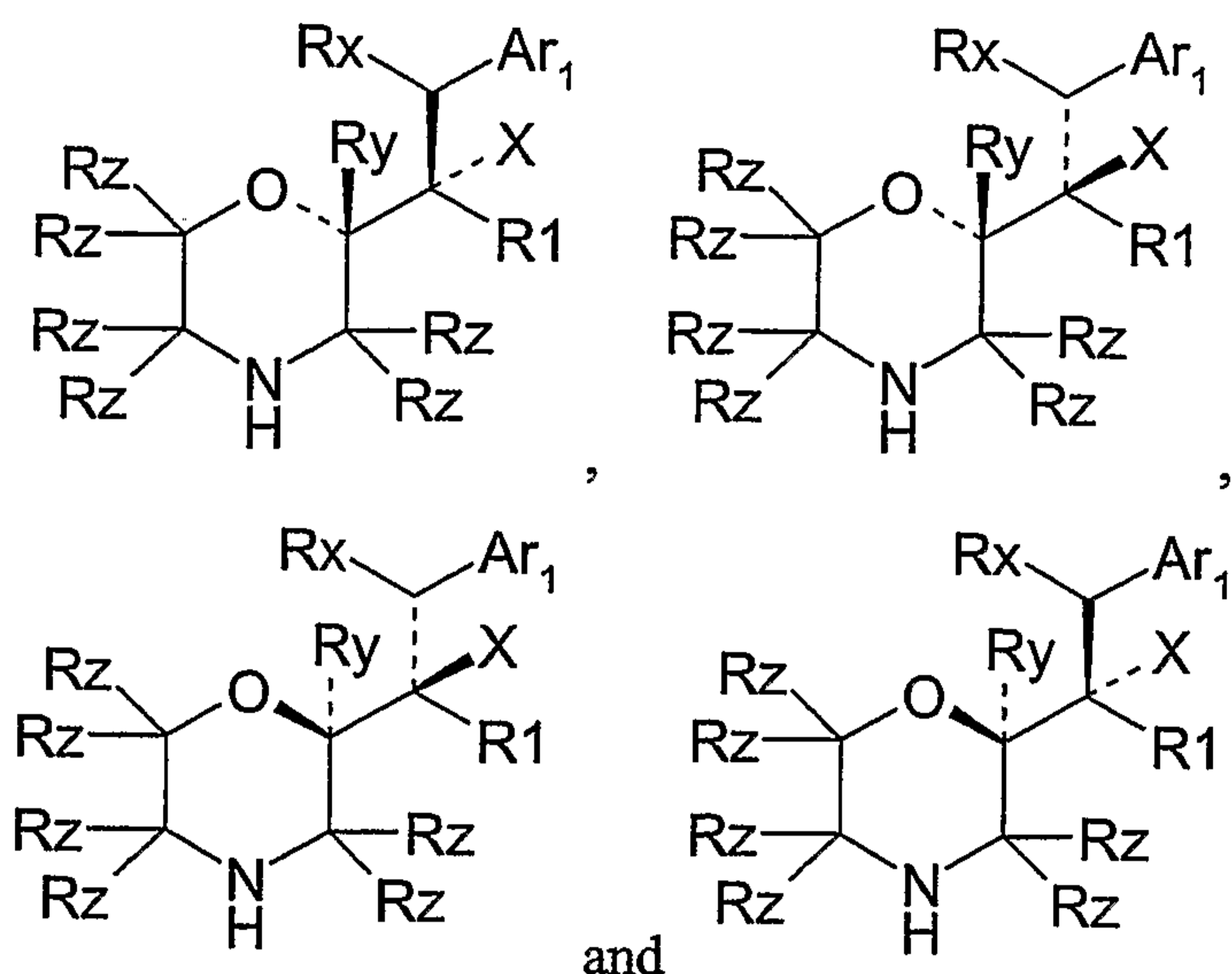
-11-

A is N or CR<sub>6</sub> (preferably CR<sub>6</sub>); R<sub>2</sub> is C<sub>1</sub>-C<sub>4</sub> alkyl (optionally substituted with 1, 2 or 3 halogen atoms), C<sub>1</sub>-C<sub>4</sub> alkoxy (optionally substituted with 1, 2 or 3 halogen atoms), C<sub>1</sub>-C<sub>4</sub> alkylthio (optionally substituted with 1, 2 or 3 halogen atoms), halo, hydroxy, pyridyl, thiophenyl, phenyl (optionally substituted with 1, 2 or 3 substituents each independently selected from halogen, C<sub>1</sub>-C<sub>4</sub> alkyl (optionally substituted with 1, 2 or 3 halogen atoms), or C<sub>1</sub>-C<sub>4</sub> alkoxy (optionally substituted with 1, 2 or 3 halogen atoms)) or phenoxy (optionally substituted with 1, 2 or 3 halogen atoms); R<sub>3</sub> is H; R<sub>4</sub> is H; R<sub>5</sub> is H, C<sub>1</sub>-C<sub>4</sub> alkyl (optionally substituted with 1, 2 or 3 halogen atoms), C<sub>1</sub>-C<sub>4</sub> alkoxy (optionally substituted with 1, 2 or 3 halogen atoms), C<sub>1</sub>-C<sub>4</sub> alkylthio (optionally substituted with 1, 2 or 3 halogen atoms), halo or hydroxy; and R<sub>6</sub> (if present) is H or halo (preferably H). More preferably, Ar<sub>1</sub> is a group of the formula (a) wherein, A is CR<sub>6</sub>; R<sub>2</sub> is C<sub>1</sub>-C<sub>4</sub> alkyl (optionally substituted with 1, 2 or 3 fluorine atoms), C<sub>1</sub>-C<sub>4</sub> alkoxy (optionally substituted with 1, 2 or 3 fluorine atoms), halo or phenyl (optionally substituted with 1, 2 or 3 fluorine atoms); R<sub>3</sub> is H; R<sub>4</sub> is H; R<sub>5</sub> is H or F; and R<sub>6</sub> is H or halo. More preferably, Ar<sub>1</sub> is a group of the formula (a) wherein, A is CR<sub>6</sub>; R<sub>2</sub> is C<sub>1</sub>-C<sub>4</sub> alkyl (optionally substituted with 1, 2 or 3 fluorine atoms), C<sub>1</sub>-C<sub>4</sub> alkoxy (optionally substituted with 1, 2 or 3 fluorine atoms) or phenyl (optionally substituted with 1, 2 or 3 fluorine atoms); R<sub>3</sub> is H; R<sub>4</sub> is H; R<sub>5</sub> is H or F; and R<sub>6</sub> is H. Examples of specific identities for Ar<sub>1</sub> include 2-methoxy-phenyl, 2-ethoxy-phenyl, 2-trifluoromethoxy-phenyl, 2-phenyl-phenyl, 2-(3-fluoro-phenyl)-phenyl, 2-chloro-phenyl, 2-methoxy-5-fluoro-phenyl, 2-chloro-6-fluoro-phenyl and 2-phenyl-5-fluoro-phenyl.

It will be appreciated that a compound of formula (I) above will possess at least two asymmetric carbon atoms. In the present specification, where a structural formula does not specify the stereochemistry at one or more chiral centres, it encompasses all possible stereoisomers and all possible mixtures of stereoisomers (including, but not limited to, racemic mixtures), which may result from stereoisomerism at each of the one or more chiral centers.

Thus, compounds defined by formula (I) above include each of the individual stereoisomers

-12-

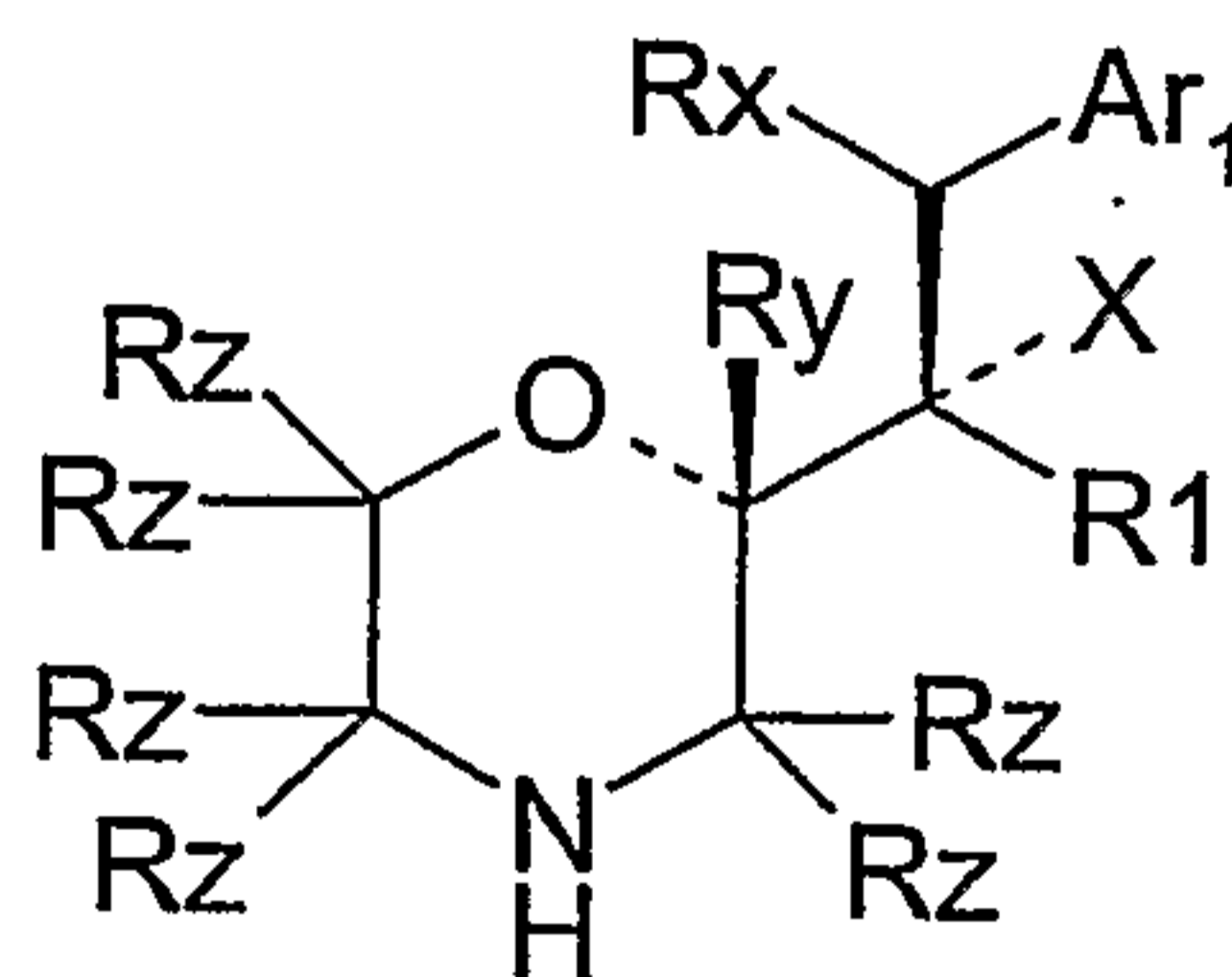


and all possible mixtures thereof. While all stereoisomers and mixtures thereof, are contemplated by the present invention, preferred embodiments include enantiomerically and diastereomerically pure compounds of formula I. As used herein the term

5 “enantiomerically pure” refers to an enantiomeric excess which is greater than 90%, preferably greater than 95%, more preferably greater than 99%. As used herein the term “diastereomerically pure” refers to a diastereomeric excess which is greater than 90%, preferably greater than 95%, more preferably greater than 99%.

10

In a preferred embodiment of the present invention, there is provided a compound of formula (II)

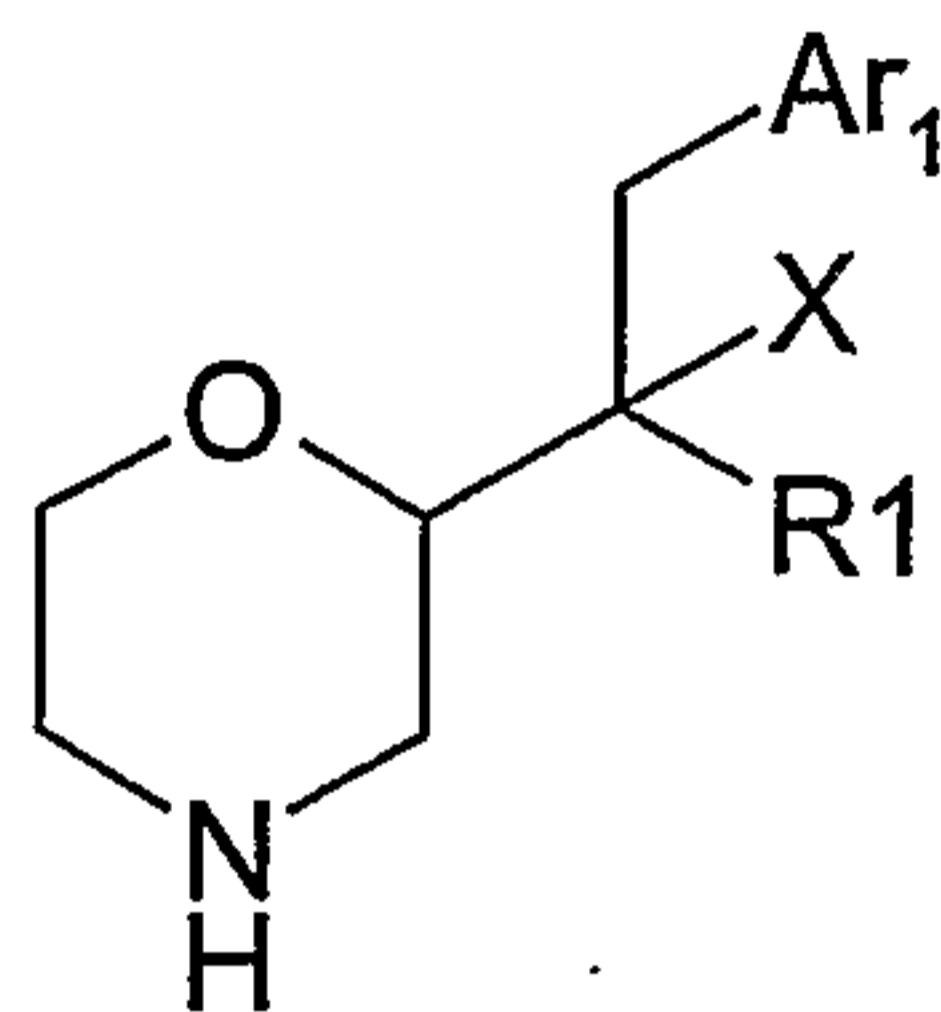


(II)

15 wherein, X, Rx, Ry, Rz, R1 and Ar1 are as defined for formula (I) above; or a pharmaceutically acceptable salt thereof. Preferably said compound of formula (II) is both enantiomerically pure and diastereomerically pure.

-13-

In a preferred embodiment of the present invention, there is provided a compound of formula (III)



(III)

5 wherein, X, R<sub>1</sub> and Ar<sub>1</sub> are as defined for formula (I) above; or a pharmaceutically acceptable salt thereof.

In a preferred embodiment of the present invention, there is provided a compound of formula (III) wherein

10 X is OH or NH<sub>2</sub>;

R<sub>1</sub> is C<sub>1</sub>-C<sub>6</sub> alkyl (optionally substituted with 1, 2 or 3 halogen atoms and/or with 1 substituent selected from C<sub>1</sub>-C<sub>4</sub> alkylthio (optionally substituted with 1, 2 or 3 fluorine atoms), C<sub>1</sub>-C<sub>4</sub> alkoxy (optionally substituted with 1, 2 or 3 fluorine atoms), C<sub>3</sub>-C<sub>6</sub> cycloalkoxy, C<sub>1</sub>-C<sub>4</sub> alkylsulfonyl, cyano, -CO-O(C<sub>1</sub>-C<sub>2</sub> alkyl), -O-CO-(C<sub>1</sub>-C<sub>2</sub> alkyl) and hydroxy); C<sub>3</sub>-C<sub>6</sub> cycloalkyl (optionally substituted with 1, 2 or 3 halogen atoms and/or with 1 substituent selected from C<sub>1</sub>-C<sub>4</sub> alkoxy and hydroxy) wherein one C-C bond within the cycloalkyl moiety is optionally substituted by an O-C, S-C or C=C bond; or CH<sub>2</sub>Ar<sub>2</sub> wherein Ar<sub>2</sub> is a phenyl ring or a pyridyl (preferably 2-pyridyl) ring each of which may be substituted with 1, 2 or 3 substituents each independently selected from

15 C<sub>1</sub>-C<sub>4</sub> alkyl (optionally substituted with 1, 2 or 3 halogen atoms), C<sub>1</sub>-C<sub>4</sub> alkoxy (optionally substituted with 1, 2 or 3 halogen atoms), C<sub>1</sub>-C<sub>4</sub> alkylthio (optionally substituted with 1, 2 or 3 halogen atoms), halo and hydroxy; and

Ar<sub>1</sub> is a phenyl ring or a 5- or 6-membered heteroaryl ring; each of which is substituted in the *ortho* position with a substituent selected from C<sub>1</sub>-C<sub>4</sub> alkyl (optionally substituted with 1, 2 or 3 halogen atoms), C<sub>1</sub>-C<sub>4</sub> alkoxy (optionally substituted with 1, 2 or 3

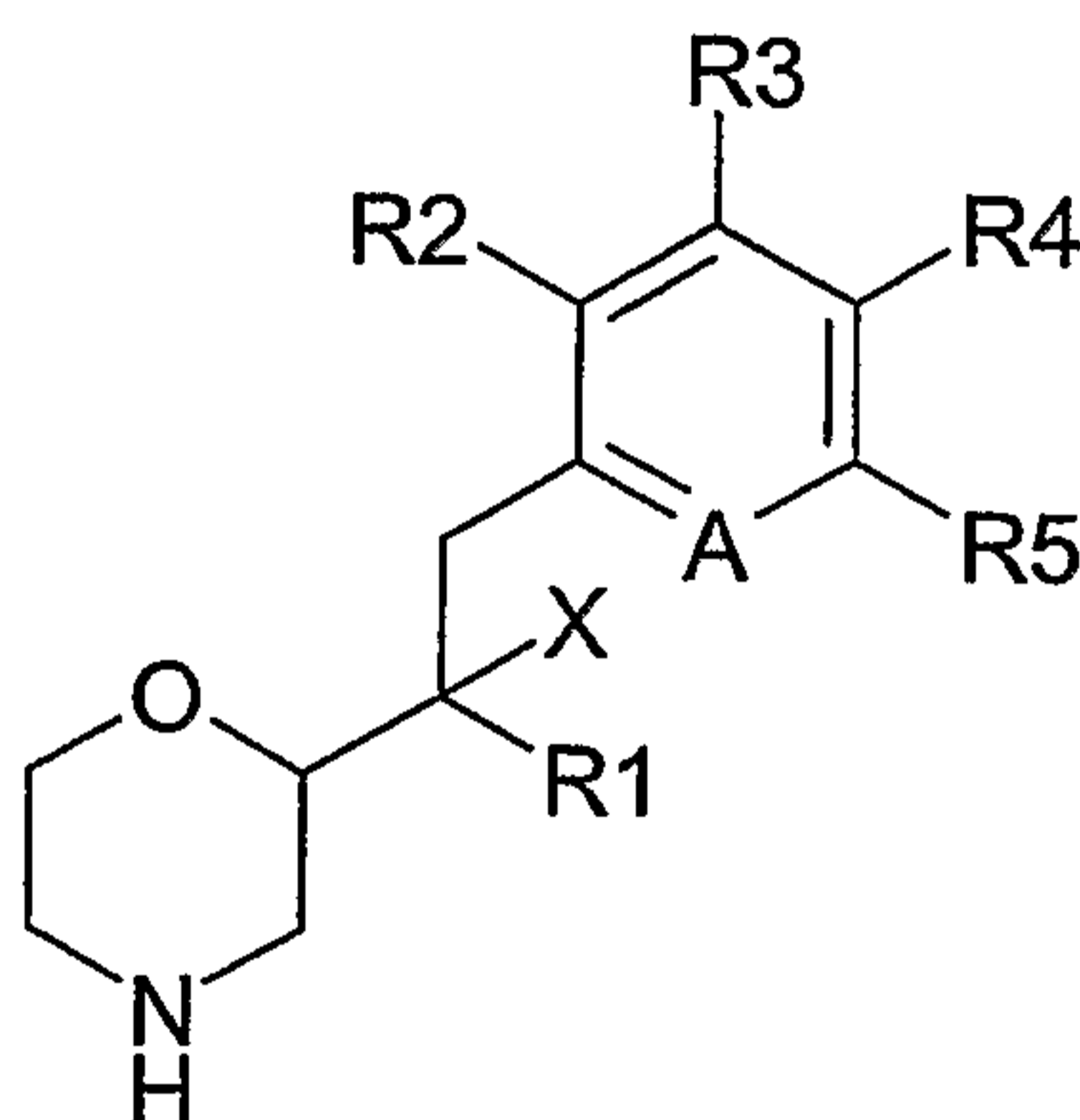
20 halogen atoms), C<sub>1</sub>-C<sub>4</sub> alkylthio (optionally substituted with 1, 2 or 3 halogen atoms), -CO-O(C<sub>1</sub>-C<sub>4</sub> alkyl), cyano, -NRR, -CONRR, halo, hydroxy, pyridyl, thiophenyl, phenyl,



-14-

benzyl and phenoxy, each of which *ortho* substituents is optionally ring-substituted (where a ring is present) with 1, 2 or 3 substituents each independently selected from halogen, C1-C4 alkyl (optionally substituted with 1, 2 or 3 halogen atoms), C1-C4 alkoxy (optionally substituted with 1, 2 or 3 halogen atoms), carboxy, nitro, hydroxy, cyano, -NRR, -CONRR, SO<sub>2</sub>NRR and SO<sub>2</sub>R; and each of which is (in addition to *ortho* substitution) optionally further substituted with 1 or 2 substituents each independently selected from C1-C4 alkyl (optionally substituted with 1, 2 or 3 halogen atoms), C1-C4 alkoxy (optionally substituted with 1, 2 or 3 halogen atoms), C1-C4 alkylthio (optionally substituted with 1, 2 or 3 halogen atoms), -CO-O(C1-C4 alkyl), cyano, -NRR, -CONRR, halo and hydroxy; or a pharmaceutically acceptable salt thereof.

In a preferred embodiment of the present invention, there is provided a compound of formula (IV)



15

(IV)

wherein,

X is OH or NH<sub>2</sub>;

R1 is C1-C6 alkyl (optionally substituted with 1, 2 or 3 halogen atoms and/or with 1 substituent selected from C1-C4 alkoxy (optionally substituted with 1, 2 or 3 fluorine atoms), cyano, and hydroxy); C3-C6 cycloalkyl (optionally substituted with 1, 2 or 3 halogen atoms and/or with 1 substituent selected from C1-C4 alkoxy and hydroxy) wherein one C-C bond within the cycloalkyl moiety is optionally substituted by an O-C bond; or CH<sub>2</sub>Ar<sub>2</sub> wherein Ar<sub>2</sub> is a phenyl ring optionally substituted with 1, 2 or 3 substituents each independently selected from C1-C4 alkyl (optionally substituted with 1,

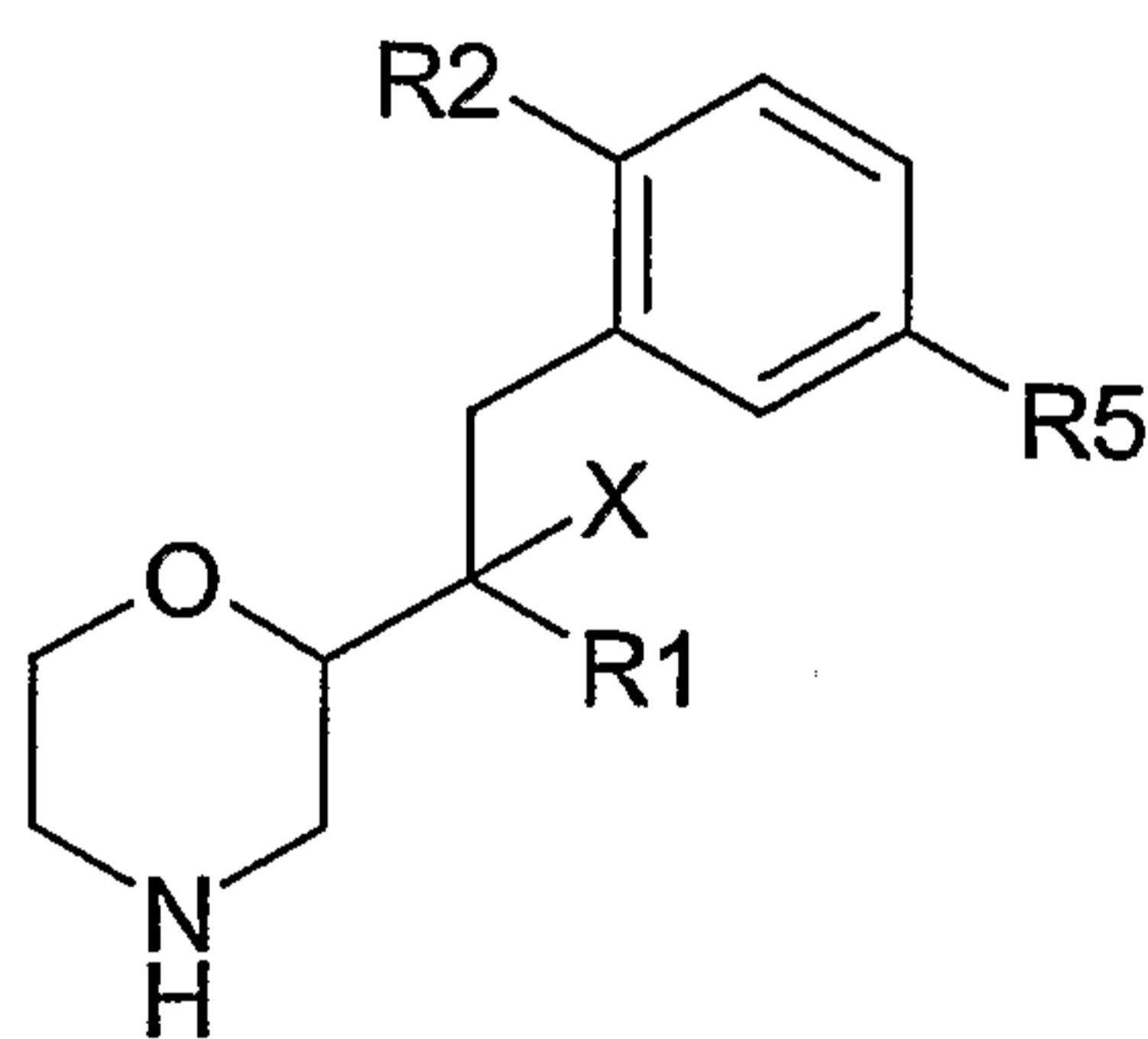
-15-

2 or 3 halogen atoms), C1-C4 alkoxy (optionally substituted with 1, 2 or 3 halogen atoms), C1-C4 alkylthio (optionally substituted with 1, 2 or 3 halogen atoms), halo and hydroxy;

A is N or CR<sub>6</sub> (preferably CR<sub>6</sub>); R<sub>2</sub> is C1-C4 alkyl (optionally substituted with 1, 2 or 3 halogen atoms), C1-C4 alkoxy (optionally substituted with 1, 2 or 3 halogen atoms), C1-C4 alkylthio (optionally substituted with 1, 2 or 3 halogen atoms), halo, hydroxy, pyridyl, thiophenyl, phenyl (optionally substituted with 1, 2 or 3 substituents each independently selected from halogen, C1-C4 alkyl (optionally substituted with 1, 2 or 3 halogen atoms), or C1-C4 alkoxy (optionally substituted with 1, 2 or 3 halogen atoms)) or phenoxy (optionally substituted with 1, 2 or 3 halogen atoms); R<sub>3</sub> is H; R<sub>4</sub> is H; R<sub>5</sub> is H, C1-C4 alkyl (optionally substituted with 1, 2 or 3 halogen atoms), C1-C4 alkoxy (optionally substituted with 1, 2 or 3 halogen atoms), C1-C4 alkylthio (optionally substituted with 1, 2 or 3 halogen atoms), halo or hydroxy; and R<sub>6</sub> (if present) is H; or a pharmaceutically acceptable salt thereof.

15

In a preferred embodiment of the present invention, there is provided a compound of formula (V)



(V)

20 wherein,

X is OH or NH<sub>2</sub>;

R<sub>1</sub> is C1-C6 alkyl (optionally substituted with 1, 2 or 3 fluorine atoms), C3-C6 cycloalkyl wherein one C-C bond within the cycloalkyl moiety is optionally substituted by an O-C bond or CH<sub>2</sub>Ar<sub>2</sub> wherein Ar<sub>2</sub> is a phenyl ring optionally substituted with 1 or 2

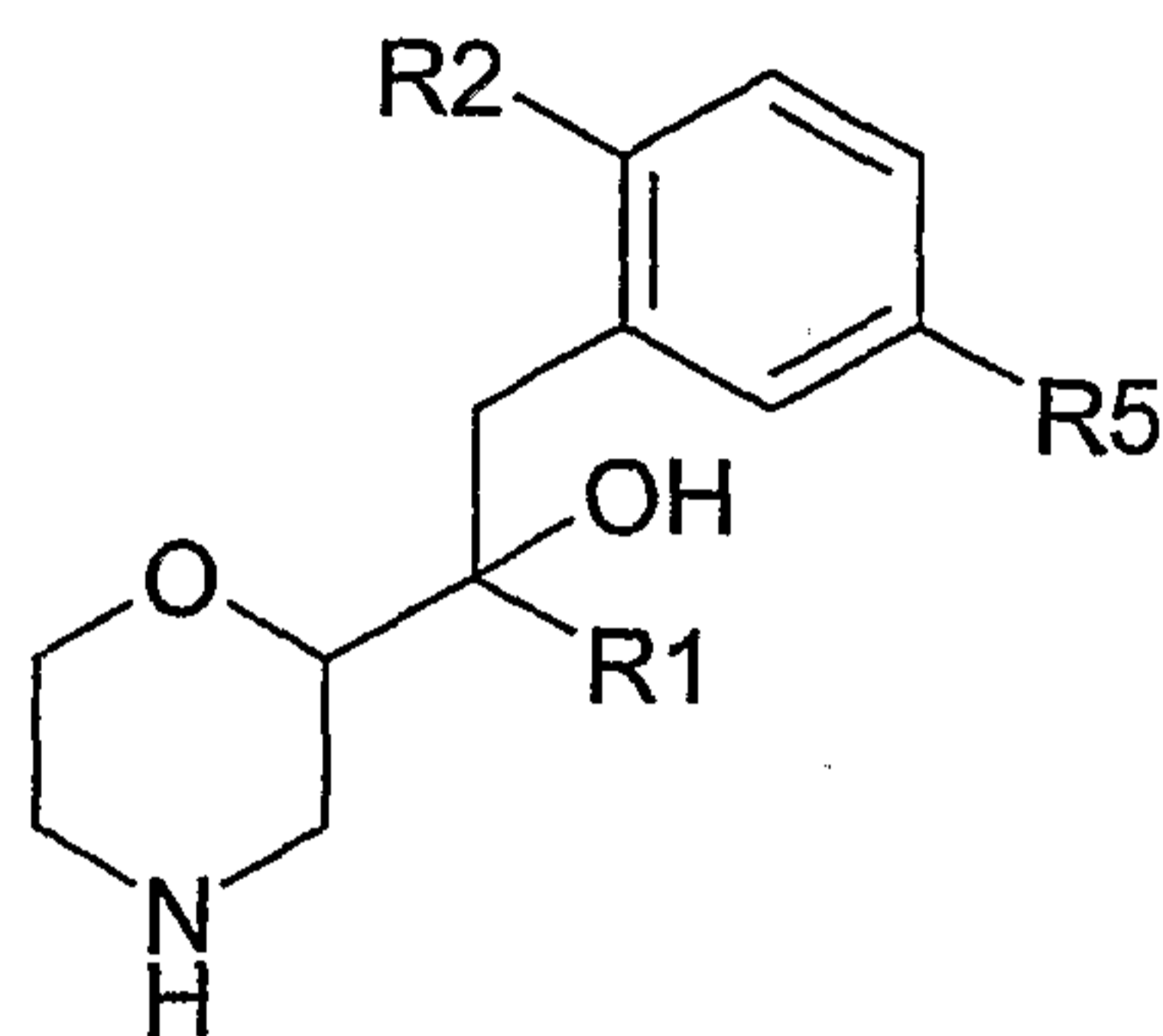
25 substituents each independently selected from C1-C4 alkyl (optionally substituted with 1,

-16-

2 or 3 halogen atoms), C1-C4 alkoxy (optionally substituted with 1, 2 or 3 halogen atoms), halo and hydroxy;

R2 is C1-C4 alkyl (optionally substituted with 1, 2 or 3 fluorine atoms), C1-C4 alkoxy (optionally substituted with 1, 2 or 3 fluorine atoms) or phenyl (optionally substituted with 1, 2 or 3 fluorine atoms); and R5 is H or F; or a pharmaceutically acceptable salt thereof.

In a preferred embodiment of the present invention, there is provided a compound of formula (VI)



10

(VI)

wherein,

R1 is C1-C6 alkyl (optionally substituted with 1, 2 or 3 fluorine atoms) or C3-C6 cycloalkyl wherein one C-C bond within the cycloalkyl moiety is optionally substituted by an O-C bond;

15

R2 is C1-C4 alkyl (optionally substituted with 1, 2 or 3 fluorine atoms), C1-C4 alkoxy (optionally substituted with 1, 2 or 3 fluorine atoms) or phenyl (optionally substituted with 1, 2 or 3 fluorine atoms); and R5 is H or F; or a pharmaceutically acceptable salt thereof.

20

Specific embodiments of the present invention include the compounds

1-[1,1'-biphenyl]-2-yl-2-morpholin-2-ylpropan-2-ol,

1-[5-fluoro-2-(methoxy)phenyl]-2-morpholin-2-ylbutan-2-ol,

2-morpholin-2-yl-1-{2-[(trifluoromethyl)oxy]phenyl}butan-2-ol,

25

1-[1,1'-biphenyl]-2-yl-2-morpholin-2-ylbutan-2-ol,

1-[5-fluoro-2-(methoxy)phenyl]-3-methyl-2-morpholin-2-ylbutan-2-ol,

-17-

- 3-methyl-1-[(2-methoxy)phenyl]-2-morpholin-2-ylbutan-2-ol,  
1-[(2-ethoxy)phenyl]-3-methyl-2-morpholin-2-ylbutan-2-ol,  
3-methyl-2-morpholin-2-yl-1-{2-[(trifluoromethyl)oxy]butan-2-ol},  
1-[1,1'-biphenyl]-2-yl-3-methyl-2-morpholin-2-ylbutan-2-ol,  
5 1-(4-fluoro[1,1'-biphenyl]-2-yl)-3-methyl-2-morpholin-2-ylbutan-2-ol,  
1-[5-fluoro-2-(methoxy)phenyl]-4-methyl-2-morpholin-2-ylpentan-2-ol,  
1-[2-(ethoxy)phenyl]-4-methyl-2-morpholin-2-ylpentan-2-ol,  
4-methyl-2-morpholin-2-yl-1-{2[(trifluoromethyl)oxy]phenyl}pentan-2-ol,  
1-[1,1'-biphenyl]-2-yl-4-methyl-2-morpholin-2-ylpentan-2-ol,  
10 1-(4-fluoro[1,1'-biphenyl]-2-yl)-4-methyl-2-morpholin-2-ylpentan-2-ol,  
1-cyclopentyl-2-[5-fluoro-2-(methoxy)phenyl]-1-morpholin-2-ylethanol,  
1-cyclopentyl-2-[2-(ethoxy)phenyl]-1-morpholin-2-ylethanol,  
1-cyclopentyl-1-morpholin-2-yl-2-{2-[(trifluoromethyl)oxy]phenyl}ethanol,  
2-[1,1'-biphenyl]-2-yl-1-cyclopentyl-1-morpholin-2-ylethanol,  
15 1-cyclopentyl-2-(4-fluoro[1,1'-biphenyl]-2-yl)-1-morpholin-2-ylethanol,  
2-[5-fluoro-2-(methoxy)phenyl]-1-morpholin-2-yl-1-tetrahydro-2H-pyran-4-ylethanol,  
1-morpholin-2-yl-1-tetrahydro-2H-pyran-4-yl-2-{2-[(trifluoromethyl)oxy]  
phenyl}ethanol,  
2-[1,1'-biphenyl]-2-yl-1-morpholin-2-yl-1-tetrahydro-2H-pyran-4-ylethanol,  
20 2-(3'-fluoro-biphenyl-2-yl)-1-morpholin-2-yl-1-(tetrahydro-pyran-4-yl)-ethanol,  
5,5,5-trifluoro-1-(5-fluoro-2-methoxy-phenyl)-2-morpholin-2-ylpentan-2-ol,  
5,5,5-trifluoro-2-morpholin-2-yl-1-(2-trifluoromethoxy-phenyl)-pentan-2-ol,  
1-[1,1'-biphenyl]-2-yl-5,5,5-trifluoro-2-morpholin-2-ylpentan-2-ol,  
6,6,6-trifluoro-1-[5-fluoro-2-(methoxy)phenyl]-2-morpholin-2-ylhexan-2-ol,  
25 1-[1,1'-biphenyl]-2-yl-6,6,6-trifluoro-2-morpholin-2-yl]hexan-2-ol,  
1-cyclopropyl-2-[2-(methoxy)phenyl]-1-morpholin-2-ylethanol,  
1-cyclopropyl-2-[2-(ethoxy)phenyl]-1-morpholin-2-ylethanol,  
2-[1,1'-biphenyl]-2-yl-1-cyclopropyl-1-morpholin-2-ylethanol,  
1,3-bis-(2-methoxy-phenyl)-2-morpholin-2-yl-propan-2-ol,  
30 1-(2-methoxy-benzyl)-2-(2-methoxy-phenyl)-1-morpholin-2-yl-ethylamine,  
2-morpholin-2-yl-1,3-diphenyl-propan-2-ol,

-18-

1-(2-methoxy-phenyl)-2-morpholin-2-yl-hexan-2-ol,  
2-morpholinyl-1-biphenyl-2-yl-hexan-2-ol,  
1-(2-chloro-6-fluoro-phenyl)-4-methyl-2-morpholin-2-yl-pentan-2-ol and  
1-(2-chloro-phenyl)-4-methyl-2-morpholin-2-yl-pentan-2-ol  
5 and pharmaceutically acceptable salts thereof.

The compounds of the present invention are inhibitors of norepinephrine reuptake. Biogenic amine transporters control the amount of biogenic amine neurotransmitters in the synaptic cleft. Inhibition of the respective transporter leads to a rise in the  
10 concentration of that neurotransmitter within the synaptic cleft. Compounds of formula (I) and their pharmaceutically acceptable salts preferably exhibit a  $K_i$  value less than 600nM at the norepinephrine transporter as determined using the scintillation proximity assay described below. More preferred compounds of formula (I) and their pharmaceutically acceptable salts exhibit a  $K_i$  value less than 100nM at the norepinephrine transporter. Still  
15 more preferred compounds of formula (I) and their pharmaceutically acceptable salts exhibit a  $K_i$  value less than 50nM at the norepinephrine transporter. Especially preferred compounds of formula (I) and their pharmaceutically acceptable salts exhibit a  $K_i$  value less than 20nM at the norepinephrine transporter. Preferably, compounds of the present invention selectively inhibit the norepinephrine transporter relative to the serotonin and  
20 dopamine transporters by a factor of at least five, more preferably by a factor of at least ten using the scintillation proximity assays described below.

In addition, the compounds of the present invention are preferably acid stable. Advantageously, they have a reduced interaction (both as substrate and inhibitor) with the  
25 liver enzyme Cytochrome P450 (CYP2D6). That is to say, they preferably exhibit less than 75% metabolism via the CYP2D6 pathway according to the CYP2D6 substrate assay described below and they preferably exhibit an  $IC_{50}$  of  $>6\mu M$  according to the CYP2D6 inhibitor assay described below.

-19-

In view of their pharmacological activity, the compounds of the present invention are indicated for the treatment of disorders of the central and/or peripheral nervous system, in particular, disorders associated with norepinephrine dysfunction in mammals, especially humans, including children, adolescents and adults.

5

The term "norepinephrine dysfunction" as used herein refers to a reduction in the amount of norepinephrine neurotransmitter within the synaptic cleft below that which would be considered to be normal or desirable for a species, or an individual within that species.

Thus the phrase "disorders associated with norepinephrine dysfunction in mammals"

10

refers to disorders which are associated with a reduction in the amount of norepinephrine neurotransmitter within the synaptic cleft below that which would be considered to be normal or desirable for the mammalian species, or an individual within the species, in

question. Disorders associated with norepinephrine dysfunction in mammals include, for example, nervous system conditions selected from the group consisting of an addictive

15

disorder and withdrawal syndrome, an adjustment disorder (including depressed mood, anxiety, mixed anxiety and depressed mood, disturbance of conduct, and mixed disturbance of conduct and mood), an age-associated learning and mental disorder

(including Alzheimer's disease), alcohol addiction, allergies (in particular allergic rhinitis), anorexia nervosa, apathy, asthma, an attention-deficit disorder (ADD) due to

20

general medical conditions, attention-deficit hyperactivity disorder (ADHD) including the predominantly inattentive type of ADHD and the predominantly hyperactive-impulsive type of ADHD (and optionally by way of combination therapy with one or more

stimulants such as methylphenidate, amphetamine and dextroamphetamine), bipolar disorder, bulimia nervosa, chronic fatigue syndrome, chronic or acute stress, cognitive

25

disorders (discussed in more detail below but including delusions, dementias, amnesic disorders, mild cognitive impairment (MCI), cognitive impairment associated with schizophrenia (CIAS) and cognitive disorders not otherwise specified), communication

disorders (including stuttering, expressive language disorder, mixed receptive-expressive language disorder, phonological disorder and communication disorder not otherwise

30

specified), conduct disorder, cyclothymic disorder, dementia of the Alzheimers type (DAT), depression (including adolescent depression and minor depression), dysthymic

-20-

disorder, emotional dysregulation (including emotional dysregulation associated with ADHD, borderline personality disorder, bipolar disorder, schizophrenia, schizoaffective disorder and intermittent explosive disorder), fibromyalgia and other somatoform disorders (including somatization disorder, conversion disorder, pain disorder, 5 hypochondriasis, body dysmorphic disorder, undifferentiated somatoform disorder, and somatoform disorder NOS), generalized anxiety disorder, hot flashes or vasomotor symptoms, hypotensive states including orthostatic hypotension, impulse control disorders (including intermittent explosive disorder, kleptomania, pyromania, pathological gambling, trichotillomania and impulse-control disorder not otherwise 10 specified), incontinence (i.e. bedwetting, stress incontinence, genuine stress incontinence, and mixed incontinence), an inhalation disorder, an intoxication disorder, learning disabilities (including developmental speech and language disorders (such as developmental articulation disorder, developmental expressive language disorder and developmental receptive language disorder), learning disorders (such as reading disorder, 15 mathematics disorder, disorder of written expression and learning disorder not otherwise specified) and motor skills disorders (such as developmental coordination disorder)), mania, migraine headaches, neuropathic pain, nicotine addiction, obesity (i.e., reducing the weight of obese or overweight patients), obsessive compulsive disorders and related spectrum disorders, oppositional defiant disorder, pain including chronic pain, 20 neuropathic pain and antinociceptive pain, panic disorder, Parkinson's disease (in particular to improve dyskinesia, oscilations, balance, coordination, depression, and motivation), peripheral neuropathy, personality change due to a general medical condition (including labile type, disinhibited type, aggressive type, apathetic type, paranoid type, combined type and unspecified type), pervasive developmental disorders (including 25 autistic disorder, Asperger's disorder, Rett's disorder, childhood disintegrative disorder, and pervasive developmental disorder not otherwise specified), post-traumatic stress disorder, premenstrual dysphoric disorder (i.e., premenstrual syndrome and late luteal phase dysphoric disorder), psoriasis, psychoactive substance use disorders, a psychotic disorder (including schizophrenia, schizoaffective and schizophreniform disorders), 30 seasonal affective disorder, a sleep disorder (such as narcolepsy and enuresis), social phobia (including social anxiety disorder), a specific developmental disorder, selective

-21-

serotonin reuptake inhibition (SSRI) "poop out" syndrome (i.e., wherein a patient who fails to maintain a satisfactory response to SSRI therapy after an initial period of satisfactory response), TIC disorders (e.g., Tourette's Disease), tobacco addiction and vascular dementia. The compounds of the present invention are particularly suitable for the treatment of attention deficit hyperactivity disorder, ADHD. The compounds of the present invention are also particularly suitable for the treatment of schizophrenia.

The term "cognitive disorders" (also variously referred to as "cognitive failure," "cognitive insufficiency," "cognitive deficit," "cognitive impairment," "cognitive dysfunction," and the like) refers to the dysfunction, diminution, or loss of one or more cognitive functions, the processes by which knowledge is acquired, retained, and used. Cognitive dysfunction includes cognitive changes associated with ageing ("age-associated memory impairment"), as well as changes due to other causes. Cognitive impairment is most commonly due to a delirium or dementia, but can also occur in association with a number of other medical or neuropsychiatric disorders. More focal cognitive deficits are diagnosed using the criteria disclosed in the *Diagnostic and Statistical Manual of Mental Disorders*, Fourth Edition, Text Revision (DSM-IV-TR™, 2000), American Psychiatric Association, Washington, D.C., as either amnesic disorders (affecting memory) or cognitive disorder not otherwise specified (NOS), which includes executive dysfunction, visuospatial/visuoconstructional impairment, attentional deficits, disorientation, etc. These more focal cognitive disorders also have a wide variety of causes, some of which are of unknown etiology.

A delirium is characterized by a disturbance of consciousness with a reduced ability to focus, sustain, or shift attention and a change in cognition that develops over a short period of time. Delirium is very common, and occurs on average in about a fifth of general hospital inpatients, and is even more common in nursing home patients and those with terminal illnesses. The disorders included in the "Delirium" section of the DSM-IV-TR™ are listed according to presumed etiology: Delirium Due to a General Medical Condition, Substance-Induced Delirium (i.e., due to a drug of abuse, a medication, or toxin exposure), Delirium Due to Multiple Etiologies, or Delirium Not Otherwise



-22-

Specified (if the etiology is indeterminate). As disclosed by Wise et al. ((2002) Delirium (Confusional States), *In* Wise and Rundell, Eds., *The American Psychiatric Publishing Textbook of Consultation-Liaison Psychiatry, Psychiatry in the Medically Ill*, Second Edition, American Psychiatric Publishing, Inc., Washington, D.C., Chapter 15, pp. 257-272, Table 15-4), exemplary etiological bases of delirium include, but are not limited to, infection, withdrawal from alcohol and drugs, acute metabolic conditions, trauma of various types, CNS pathologies, hypoxia, vitamin deficiencies, endocrinopathies, acute vascular conditions, toxins or drugs, and heavy metals.

10 A dementia is a chronic condition, usually with a more gradual deterioration of memory and other intellectual functioning and other cognitive skills severe enough to interfere with the ability to perform activities of daily living. Although dementia may occur at any age, it primarily affects the elderly, presenting in more than 15% of persons over 65 years of age and in as many as 40% of persons over 80 years old. Dementia due to Alzheimer's disease is particularly common. Non-Alzheimer's cognitive impairments and/or  
15 dementias include, for example, those caused by or associated with: vascular diseases; Parkinson's disease; Lewy body disease (diffuse Lewy body disease); HIV/AIDS; mild cognitive impairments; mild neurocognitive disorders; age-associated memory impairments; neurologic and/or psychiatric conditions including epilepsy and epilepsy  
20 treatments; brain tumors, cysts, lesions, or other inflammatory brain diseases; multiple sclerosis; Down's syndrome; Rett's syndrome; progressive supranuclear palsy; frontal lobe dementia syndromes; schizophrenia and related psychiatric disorders; antipsychotic medications; traumatic brain injury (closed head injury), dementia pugilistica, and other head traumas; normal-pressure hydrocephalus; surgery (including coronary artery by-pass  
25 graft surgery) and anaesthesia, electroconvulsive shock therapy, and cancer and cancer therapies.

The dementias are also listed in the "Dementia" section of the DSM-IV-TR™ according to presumed etiology: Dementia of the Alzheimer's Type, Vascular Dementia, Dementia  
30 Due to Other General Medical Conditions (e.g., human immunodeficiency virus [HIV] disease, head trauma, Parkinson's disease, Huntington's disease), Substance-Induced

-23-

Persisting Dementia (i.e., due to a drug of abuse, a medication, or toxin exposure), Dementia Due to Multiple Etiologies, or Dementia Not Otherwise Specified (if the etiology is indeterminate). As disclosed by Gray and Cummings ((2002) Dementia, *In* Wise and Rundell, Eds., *The American Psychiatric Publishing Textbook of Consultation-Liaison Psychiatry, Psychiatry in the Medically Ill*, Second Edition, American Psychiatric Publishing, Inc., Washington, D.C., Chapter 16, pp. 273-306, Table 16-1), exemplary etiological bases of principal dementia syndromes include, but are not limited to, degenerative disorders (cortical and subcortical), vascular disorders, myelinoclastic disorders, traumatic conditions, neoplastic disorders, hydrocephalic disorders, inflammatory conditions, infections, toxic conditions, metabolic disorders, and psychiatric disorders.

An amnesic disorder is characterized by memory impairment in the absence of other significant accompanying cognitive impairments. The disorders in the "Amnesic Disorders" section of the DSM-IV-TR™ are also listed according to presumed etiology: Amnesic Disorder Due to a General Medical Condition, Substance-Induced Persisting Amnesic Disorder, or Amnesic Disorder Not Otherwise Specified.

Cognitive Disorder Not Otherwise Specified in the DSM-IV-TR™ covers presentations that are characterized by cognitive dysfunction presumed to be due to either a general medical condition or substance use that do not meet criteria for any of the disorders listed elsewhere in the section of the DSM-IV-TR™ entitled "Delirium, Dementia, and Amnesic and Other Cognitive Disorders."

Dementia, amnesic disorders, and cognitive disorders NOS occur in patients with a wide variety of other disorders including, but not limited to, Huntington's disease (chorea); Pick's disease; spinocerebellar ataxias (types 1-11); corticobasal ganglionic degeneration; neuroacanthocytosis; dentatorubropallidoluysian atrophy (DRPLA); systemic lupus erythematosus; heavy metal intoxication; alcoholic dementia (Wernicke's encephalopathy); fetal alcohol syndrome; single or multiples strokes, including small vessels (Binswanger's dementia: subcortical arteriosclerotic encephalopathy) and large

-24-

vessels (multi-infarct dementia); anoxic encephalopathy; tumors; birth anoxia; premature birth; inborn errors of metabolism; neurofibromatosis (Type I); tuberous sclerosis; Hallervorden Spatz disease; Wilson's disease; post-infectious sequelae (e.g., tuberculosis, viral encephalitis, bacterial meningitis); subdural hematoma; subcortical dementia;

5 Creutzfeldt-Jakob disease; Gerstmann-Sträussler-Scheinker disease; general paresis; and syphilis.

As discussed in detail above, cognitive failure may present in patients suffering from a number of disorders, including dementia or delirium, or due to a wide variety of other

10 causes. The compounds of the present invention are useful for the treatment or prevention of cognitive failure associated with, or due to, the disorders or etiologies discussed above, including disorders formally classified in the DSM-IV-TR™. For the convenience of the reader, the DSM-IV-TR™ code numbers or descriptions are supplied below. "ICD-9-CM codes" refers to codes for, e.g., selected general medical conditions

15 and medication-induced disorders contained in the *International Classification of Diseases, 9<sup>th</sup> Revision, Clinical Modification*.

Delirium Due to a General Medical Condition 293.0

20 Substance-Induced Delirium, including:

Substance Intoxication Delirium:

*Code* [Specific Substance] Intoxication Delirium:

(291.0 Alcohol; 292.81 Amphetamine [or Amphetamine-Like Substance]; 292.81

25 Cannabis; 292.81 Cocaine; 292.81 Hallucinogen; 292.81 Inhalant; 292.81 Opioid; 292.81 Phencyclidine [or Phencyclidine-Like Substance]; 292.81 Sedative, Hypnotic, or Anxiolytic; 292.81 Other [or Unknown] Substance [e.g., cimetidine, digitalis, benztropine])

30 Substance Withdrawal Delirium:

-25-

*Code* [Specific Substance] Withdrawal Delirium:

(291.0 Alcohol; 292.81 Sedative, Hypnotic, or Anxiolytic; 292.81 Other [or Unknown] Substance)

5 Delirium Due to Multiple Etiologies:

Multiple codes are used, reflecting the specific delirium and specific etiologies, e.g., 293.0 Delirium Due to Viral Encephalitis; 291.0 Alcohol Withdrawal Delirium

	Delirium Not Otherwise Specified	780.09
10	Dementia of the Alzheimer's Type	294.1x* (*ICD-9-CM code)
	Subtypes:	
	With Early Onset (onset of the dementia is age 65 years or under)	
	With Late Onset (onset of the dementia is after age 65 years)	
15	Without Behavioral Disturbance	294.10
	With Behavioral Disturbance	294.11
	Vascular Dementia	290.4x
	Subtypes:	
20	With Delirium	290.41
	With Delusions	290.42
	With Depressed Mood	290.43
	With Behavioral Disturbance	Uncoded
	Uncomplicated	290.40
25	Dementia Due to HIV Disease	294.1x* (*ICD-9-CM code)
	Dementia Due to Head Trauma	294.1x* (*ICD-9-CM code)
30	Dementia Due to Parkinson's Disease	294.1x* (*ICD-9-CM code)

-26-

Dementia Due to Huntington's Disease 294.1x\* (\*ICD-9-CM code)

Dementia Due to Pick's Disease 290.1x\* (\*ICD-9-CM code)

5 Dementia Due to Creutzfeldt-Jakob Disease 290.1x\* (\*ICD-9-CM code)

Dementia Due to Other General Medical Conditions 294.1x\* (\*ICD-9-CM code)

Code based on presence or absence of a clinically significant behavioral disturbance:

10 Without Behavioral Disturbance 294.10

With Behavioral Disturbance 294.11

#### Substance-Induced Persisting Dementia

*Code* [Specific Substance]-Induced Persisting Dementia:

15 (291.2 Alcohol; 292.82 Inhalant; 292.82 Sedative, Hypnotic, or Anxiolytic;  
292.82 Other [or Unknown] Substance)

#### Dementia Due to Multiple Etiologies

20 Coding note: Use multiple codes based on specific dementias and specific etiologies, e.g., 294.10 Dementia of the Alzheimer's Type, With Late Onset, Without Behavioral Disturbance; 290.40 Vascular Dementia, Uncomplicated.

Dementia Not Otherwise Specified 294.8

25 Amnestic Disorder Due to a General Medical Condition 294.0  
Transient or Chronic

#### Substance-Induced Persisting Amnestic Disorder

*Code* [Specific Substance]-Induced Persisting Amnestic Disorder:

30 291.1 Alcohol; 292.83 Sedative, Hypnotic, or Anxiolytic; 292.83 Other [or Unknown] Substance

-27-

Amnesic Disorder Not Otherwise Specified 294.8

Cognitive Disorder Not Otherwise Specified 294.9

5

Age-Related Cognitive Decline 780.9

Examples of cognitive disorders due to various etiologies, or associated with various disorders, of particular interest that can be prevented or treated using the compounds of the present invention include: enhancing cognitive functions and executive functioning (ability to plan, initiate, organize, carry out, monitor, and correct one's own behavior) in normal subjects or in subjects exhibiting cognitive dysfunction; treatment of cognitive and attentional deficits associated with prenatal exposure to substances of abuse including, but not limited to, nicotine, alcohol, methamphetamine, cocaine, and heroin; treatment of cognitive impairment caused by chronic alcohol and drug abuse (substance-induced persisting dementia), medicament side effects, and treatment of drug craving and withdrawal; treatment of cognitive deficits in Down's Syndrome patients; treatment of deficits in normal memory functioning comorbid with major depressive and bipolar disorders; treatment of cognitive impairment associated with depression, mental retardation, bipolar disorder, or schizophrenia; treatment of dementia syndromes associated with mania, conversion disorder, and malingering; treatment of problems of attention, prefrontal executive function, or memory due to head trauma or stroke; treatment of cognitive dysfunction in menopausal and post-menopausal women and in women undergoing hormone replacement therapy; treatment of cognitive deficits and fatigue due to, or associated with, cancer and cancer therapies (cognitive deficits are associated with a variety of cancer treatments, including cranial radiation, conventional (standard-dose) chemotherapy, high-dose chemotherapy and hematopoietic (bone-marrow) transplantation, and biologic agents).

30 Compounds of the present invention are also useful in a method for treating a patient suffering from or susceptible to psychosis, comprising administering to said patient an

-28-

effective amount of a first component which is an antipsychotic, in combination with an effective amount of a second component which is a compound of formula (I). The invention also provides a pharmaceutical composition which comprises a first component that is an antipsychotic, and a second component that is a compound of formula (I). In the general expressions of this aspect of the present invention, the first component is a compound that acts as an antipsychotic. The antipsychotic may be either a typical antipsychotic or an atypical antipsychotic. Although both typical and atypical antipsychotics are useful for these methods and formulations of the present invention, it is preferred that the first component compound is an atypical antipsychotic.

10

Typical antipsychotics include, but are not limited to: Chlorpromazine, 2-chloro-10-(3-dimethylaminoprop-yl)phenothiazine, is described in U.S. Patent 2,645,640. Its pharmacology has been reviewed (Crismon, Psychopharmacol. Bul., **4**, 151 (October 1967)); Droperidol, 1-(1-[3-(p-fluorobenzoyl)propyl]-1,2,3,6-tetrahydro-4-pyridyl)-2-benzimidazolinone, is described in U.S. Patent 3,141,823; Haloperidol, 4-[4-(4-chlorophenyl)-4-hydroxy-1-piperidinyl]-1-(4-fluorophenyl)-1-butanone, is described in U.S. Patent 3,438,991. Its therapeutic efficacy in psychosis has been reported (Beresford and Ward, Drugs, **33**, 31-49 (1987)); Thioridazine, 1-hydroxy-10-[2-(1-methyl-2-pyridinyl)ethyl]-2-(methylthio)phenothiazine hydrochloride, was described by Bourquin, et al. (Helv. Chim. Acta, **41**, 1072 (1958)). Its use as an antipsychotic has been reported (Axelsson, et al., Curr. Ther. Res., **21**, 587 (1977)); and Trifluoperazine, 10-[3-(4-methyl-1-piperazinyl)-propyl]-2-trifluoromethylphenthiazine hydrochloride, is described in U.S. Patent 2,921,069.

25

Atypical antipsychotics include, but are not limited to: Olanzapine, 2-methyl-4-(4-methyl-1-piperazinyl)-10H-thieno[2,3-b][1,5]benzodiazepine, is a known compound and is described in U.S. Patent No. 5,229,382 as being useful for the treatment of schizophrenia, schizophreniform disorder, acute mania, mild anxiety states, and psychosis; Clozapine, 8-chloro-11-(4-methyl-1-piperazinyl)-5H-dibenzo[b,e][1,4]diazepine, is described in U.S. Patent No. 3,539,573. Clinical efficacy in the treatment of schizophrenia is described (Hanes, et al., Psychopharmacol. Bull., **24**,

30

-29-

62 (1988)); Risperidone, 3-[2-[4-(6-fluoro-1,2-benzisoxazol-3-yl)piperidino]ethyl]-2-methyl-6,7,8,9-tetrahydro-4H-pyrido[1,2-a]pyrimidin-4-one, and its use in the treatment of psychotic diseases are described in U.S. Patent No. 4,804,663; Sertindole, 1-[2-[4-[5-chloro-1-(4-fluorophenyl)-1H-indol-3-yl]-1-piperidinyl]ethyl]imidazolidin-2-one, is  
5 described in U.S. Patent No. 4,710,500. Its use in the treatment of schizophrenia is described in U.S. Patent Nos. 5,112,838 and 5,238,945; Quetiapine, 5-[2-(4-dibenzo[b,f][1,4]thiazepin-11-yl-1-piperazinyl)ethoxy]ethanol, and its activity in assays which demonstrate utility in the treatment of schizophrenia are described in U.S. Patent No. 4,879,288. Quetiapine is typically administered as its (E)-2-butenedioate (2:1) salt;  
10 Ziprasidone, 5-[2-[4-(1,2-benzisothiazol-3-yl)-1-piperazinyl]ethyl]-6-chloro-1,3-dihydro-2H-indol-2-one, is typically administered as the hydrochloride monohydrate. The compound is described in U.S. Patent Nos. 4,831,031 and 5,312,925. Its activity in assays which demonstrate utility in the treatment of schizophrenia are described in U.S. Patent No. 4,831,031; and Aripiprazole (Abilify™), 7-[4-[4-(2,3-dichlorophenyl)-1-piperazinyl]butoxy]-3,4-dihydrocarbostyryl (U.S. Patents 4,734,416 and 5,006,528) is a  
15 new antipsychotic indicated for the treatment of schizophrenia.

It will be understood that while the use of a single antipsychotic as a first component compound is preferred, combinations of two or more antipsychotics may be used as a first  
20 component if necessary or desired. Similarly, while the use of a single compound of formula (I) as a second component compound is preferred, combinations of two or more compounds of formula (I) may be used as a second component if necessary or desired.

While all combinations of first and second component compounds are useful and  
25 valuable, certain combinations are particularly valued and are preferred, as follows:

- olanzapine/compound of formula (I)
- clozapine/compound of formula (I)
- risperidone/compound of formula (I)
- sertindole/compound of formula (I)
- 30 quetiapine/compound of formula (I)
- ziprasidone/compound of formula (I)



-30-

## aripiprazole/compound of formula (I)

In general, combinations and methods of treatment using olanzapine as the first component are preferred. It is especially preferred that when the first component is olanzapine, it will be the Form II olanzapine as described in U.S. Patent 5,736,541. Although Form II olanzapine is preferred it will be understood that as used herein, the term "olanzapine" embraces all solvate and polymorphic forms unless specifically indicated.

Conditions that can be treated by the adjunctive therapy aspect of the present invention include schizophrenia, schizophreniform diseases, bipolar disorder, acute mania, and schizoaffective disorders. The titles given these conditions represent multiple disease states. The following list illustrates a number of these disease states, many of which are classified in the DSM-IV-TR™. The DSM-IV-TR™ code numbers for these disease states are supplied below, when available, for the convenience of the reader.

Paranoid Type Schizophrenia	295.30
Disorganized Type Schizophrenia	295.10
Catatonic Type Schizophrenia	295.20
Undifferentiated Type Schizophrenia	295.90
Residual Type Schizophrenia	295.60
Schizophreniform Disorder	295.40
Schizoaffective Disorder	295.70

The present invention also encompasses the use of one or more compounds of formula (I) in combination with one or more conventional Alzheimer's agents for the prevention or treatment of cognitive dysfunction in patients suffering from Alzheimer's disease. The invention also provides a pharmaceutical composition which comprises a first component that is a conventional Alzheimer's agent and a second component that is a compound of formula (I). Conventional Alzheimer's agents include inhibitors of acetylcholine degradation (i.e., cholinesterase or acetylcholinesterase inhibitors) within synapses, e.g.,

-31-

donepezil (Aricept®), rivastigmine (Exelon®), galantamine (Reminyl®), and tacrine (Cognex®); the selective monoamine oxidase inhibitor selegiline (Eldepryl®); and memantine (Namenda™), a newly FDA-approved NMDA receptor antagonist for the treatment of moderate to severe Alzheimer's disease. Modafinil (Provigil®) is also used  
5 in the treatment of Alzheimer's disease.

The present invention also encompasses the use of one or more compounds of formula (I) in combination with one or more conventional Parkinson's agents for the treatment of cognitive dysfunction in Parkinson's disease. The invention also provides a  
10 pharmaceutical composition which comprises a first component that is a conventional Parkinson's agent and a second component that is a compound of formula (I). Conventional Parkinson's agents include levodopa; levodopa/carbidopa (Sinemet®); Stalevo (carbidopa/levodopa/entacapone); dopamine agonists, e.g., bromocriptine; Mirapex® (pramipexole), Permax® (pergolide), and Requip® (ropinirole); COMT  
15 inhibitors, e.g., tolcapone, and entacapone; Selegiline (Deprenyl®; Eldepryl®); propranolol; primidone; anticholinergics, e.g., Cogentin®, Artane®, Akineton®, Disipal®, and Kemadrin®; and amantadine.

In each of the combination treatments mentioned above, said first and second components  
20 may be administered simultaneously, separately or sequentially. Similarly, said compositions encompass combined preparations for simultaneous, separate or sequential use.

The term "treatment" as used herein refers to both curative and prophylactic treatment of  
25 disorders associated with norepinephrine dysfunction. Thus, the term "treatment" is intended to refer to all processes wherein there may be a slowing, interrupting, arresting, controlling, or stopping of the progression of the disorders described herein, but does not necessarily indicate a total elimination of all symptoms, and is intended to include prophylactic and therapeutic treatment of such disorders.

30

-32-

The compounds of the present invention are also indicated for the treatment of disorders which are ameliorated by an increase in the amount of norepinephrine neurotransmitter within the synaptic cleft of a mammal above that which would be considered to be normal or desirable for the mammalian species, or an individual within the species, in question.

5

In another embodiment of the present invention, there is provided a pharmaceutical composition comprising a compound of formula (I) or a pharmaceutically acceptable salt thereof together with a pharmaceutically acceptable diluent, excipient or carrier.

10 In another embodiment of the present invention, there is provided a compound of formula (I) or a pharmaceutically acceptable salt thereof for use in therapy.

In another embodiment of the present invention, there is provided a compound of formula (I) or a pharmaceutically acceptable salt thereof for use as an inhibitor of the reuptake of  
15 norepinephrine. Preferably such inhibition occurs within mammalian cells (including mammalian cell membrane preparations), especially those found within the central and/or peripheral nervous system. More preferably such inhibition occurs within the cells of the central nervous system of a mammal, especially a human, in need thereof.

20 In another embodiment of the present invention there is provided a compound of formula (I) or a pharmaceutically acceptable salt thereof for treating disorders associated with norepinephrine dysfunction in mammals.

In another embodiment of the present invention, there is provided the use of a compound  
25 of formula (I) or a pharmaceutically acceptable salt thereof for the manufacture of a medicament for inhibiting the reuptake of norepinephrine.

In another embodiment of the present invention, there is provided the use of a compound of formula (I) or a pharmaceutically acceptable salt thereof for the manufacture of a  
30 medicament for the treatment of disorders associated with norepinephrine dysfunction in mammals.

-33-

In another embodiment of the present invention, there is provided a method for inhibiting the reuptake of norepinephrine in mammals comprising administering to a patient in need thereof an effective amount of a compound of formula (I) or a pharmaceutically acceptable salt thereof.

In another embodiment of the present invention, there is provided a method for treating disorders associated with norepinephrine dysfunction in mammals comprising administering to a patient in need thereof an effective amount of a compound of formula (I) or a pharmaceutically acceptable salt thereof.

The present invention includes the pharmaceutically acceptable salts of the compounds of formula (I). Suitable salts include acid addition salts, including salts formed with inorganic acids, for example hydrochloric, hydrobromic, nitric, sulphuric or phosphoric acids, or with organic acids, such as organic carboxylic or organic sulphonic acids, for example, acetoxybenzoic, citric, glycolic, mandelic-l, mandelic-dl, mandelic-d, maleic, mesotartaric monohydrate, hydroxymaleic, fumaric, lactobionic, malic, methanesulphonic, napsylic, naphthalenedisulfonic, naphtoic, oxalic, palmitic, phenylacetic, propionic, pyridyl hydroxy pyruvic, salicylic, stearic, succinic, sulfanilic, tartaric-l, tartaric-dl, tartaric-d, 2-hydroxyethane sulphonic, toluene-p-sulphonic, and xinafoic acids.

The compounds of the present invention may be used as medicaments in human or veterinary medicine. The compounds may be administered by various routes, for example, by oral or rectal routes, topically or parenterally, for example by injection, and are usually employed in the form of a pharmaceutical composition.

Such compositions may be prepared by methods well known in the pharmaceutical art and normally comprise at least one active compound in association with a pharmaceutically acceptable diluent, excipient or carrier. In making the compositions of the present invention, the active ingredient will usually be mixed with a carrier or diluted

-34-

by a carrier, and/or enclosed within a carrier which may, for example, be in the form of a capsule, sachet, paper or other container. Where the carrier serves as a diluent, it may be solid, semi-solid, or liquid material which acts as a vehicle, excipient or medium for the active ingredient. Thus, the composition may be in the form of tablets, lozenges, sachets, 5 cachets, elixirs, suspensions, solutions, syrups, aerosols (as a solid or in a liquid medium), ointments containing, for example, up to 10% by weight of the active compound, soft and hard gelatin capsules, suppositories, injection solutions and suspensions and sterile packaged powders.

10 Some examples of suitable carriers are lactose, dextrose, vegetable oils, benzyl alcohols, alkylene glycols, polyethylene glycols, glycerol triacetate, gelatin, carbohydrates such as starch and petroleum jelly, sucrose sorbitol, mannitol, starches, gum acacia, calcium phosphate, alginates, tragacanth, gelatin, syrup, methyl cellulose, methyl- and propyl- hydrobenzoate, talc, magnesium stearate and mineral oil. The compounds of formula (I) 15 can also be lyophilized and the lyophilizates obtained used, for example, for the production of injection preparations. The preparations indicated can be sterilized and/or can contain auxiliaries such as lubricants, preservatives, stabilizers and/or wetting agents, emulsifiers, salts for affecting the osmotic pressure, buffer substances, colourants, flavourings and/or one or more further active compounds, e.g. one or more vitamins.

20 Compositions of the invention may be formulated so as to provide, quick, sustained or delayed release of the active ingredient after administration to the patient by employing procedures well known in the art.

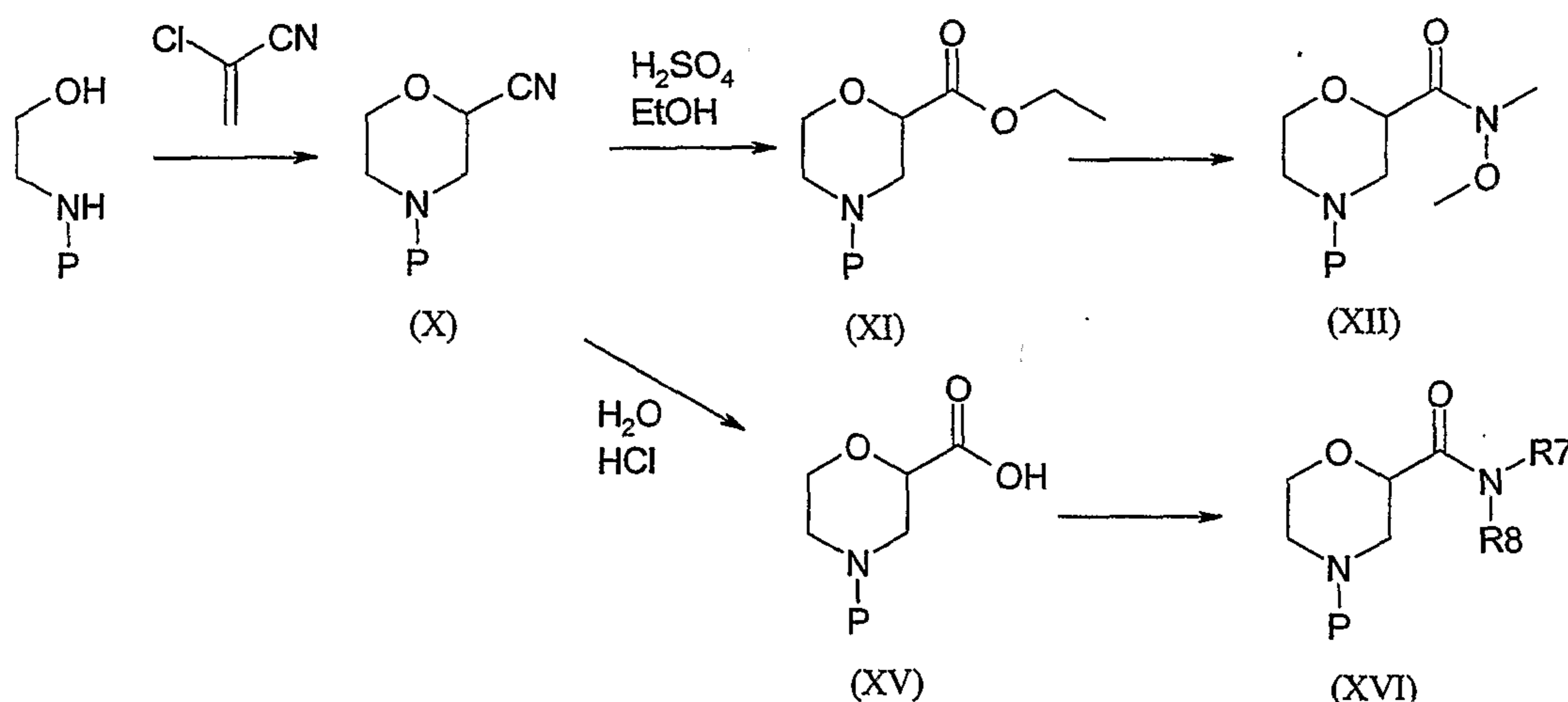
The compositions are preferably formulated in a dosage unit form, each dosage unit 25 containing from about 5 to about 500 mg, more usually about 25 to about 300 mg, of the active ingredient. The term "dosage unit form" refers to physically discrete units suitable as unitary doses for human subjects and other mammals, each unit containing a predetermined quantity of active material calculated to produce the desired therapeutic effect, in association with a suitable pharmaceutical carrier.

30

-35-

Compounds of the present invention may be prepared by conventional organic chemistry techniques. General schemes outlining the synthetic routes to compounds of the present invention are described below. For clarity, Rx, Ry and Rz are shown as H, however, it will be appreciated that analogous methods could be applied for other possible identities of Rx, Ry and Rz.

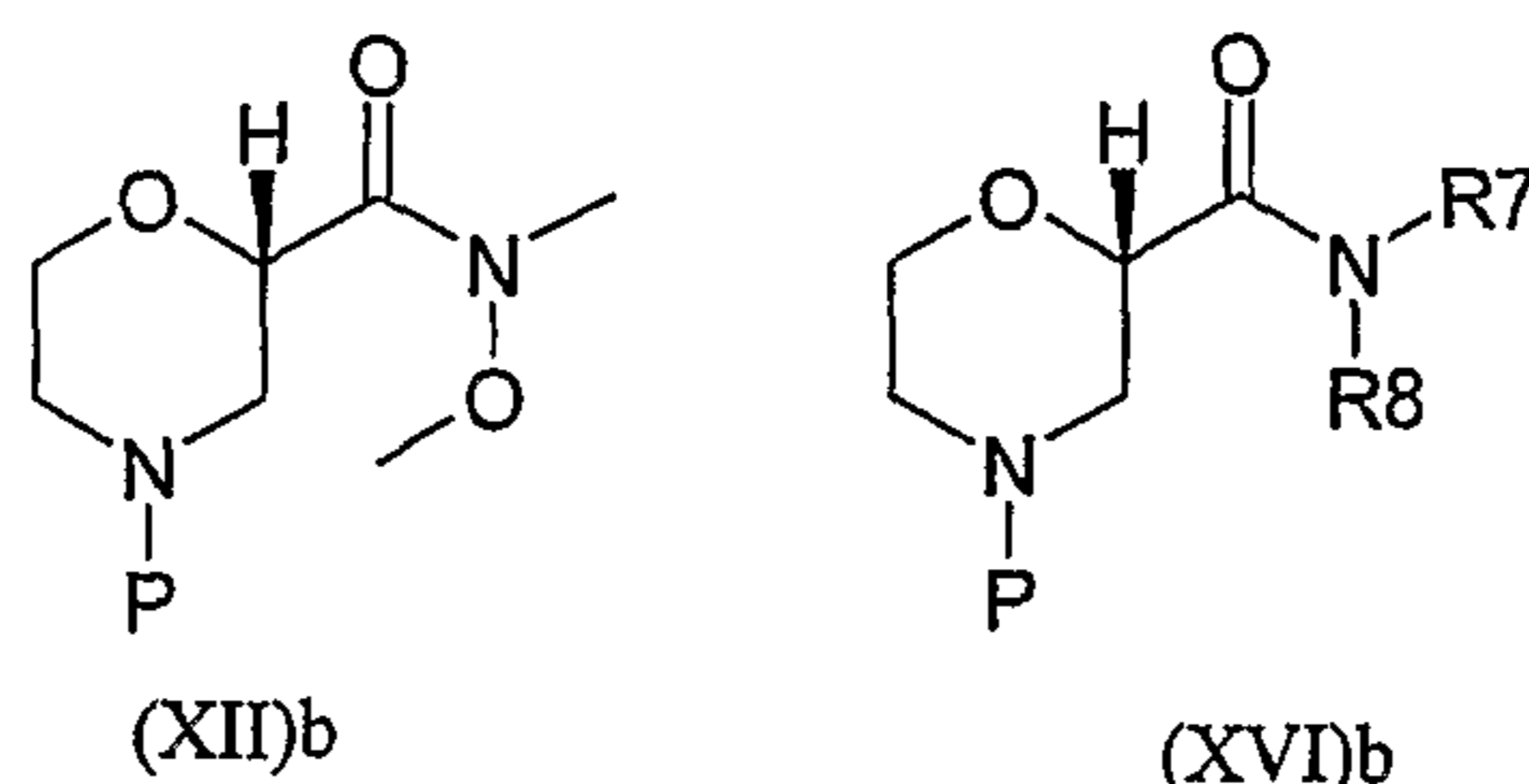
The intermediates of formulae (X), (XI), (XII), (XV) and (XVI) may be prepared as shown below (where P represents a N-protecting group and R7 and R8, which may be the same or different, each represent C1-C4 alkyl (optionally substituted with one OMe group), or, taken together with the N atom to which they are attached, form a pyrrolidine, piperidine or morpholine ring):



N-protected ethanolamine is reacted with 2-chloroacrylonitrile to give a Michael adduct which is then treated *in situ* with a base, such as potassium t-butoxide, to give a compound of formula (X). The compound of formula (X) may then be hydrolysed in H<sub>2</sub>SO<sub>4</sub>/ethanol to give the ester of formula (XI). This in turn may be converted into the Weinreb amide of formula (XII) by adding a solution of (XI) to a premixed solution of N,N'-dimethylhydroxylamine and trimethylaluminium. Alternatively, the compound of formula (X) may be hydrolysed in H<sub>2</sub>O/HCl to give the acid of formula (XV). This in turn may be converted into the amide of formula (XVI) by reacting a solution of (XV) with oxalyl chloride or SOCl<sub>2</sub> to provide an acyl chloride which is then reacted with an amine of the formula R<sub>7</sub>R<sub>8</sub>NH such as dimethylamine or morpholine. The preferred

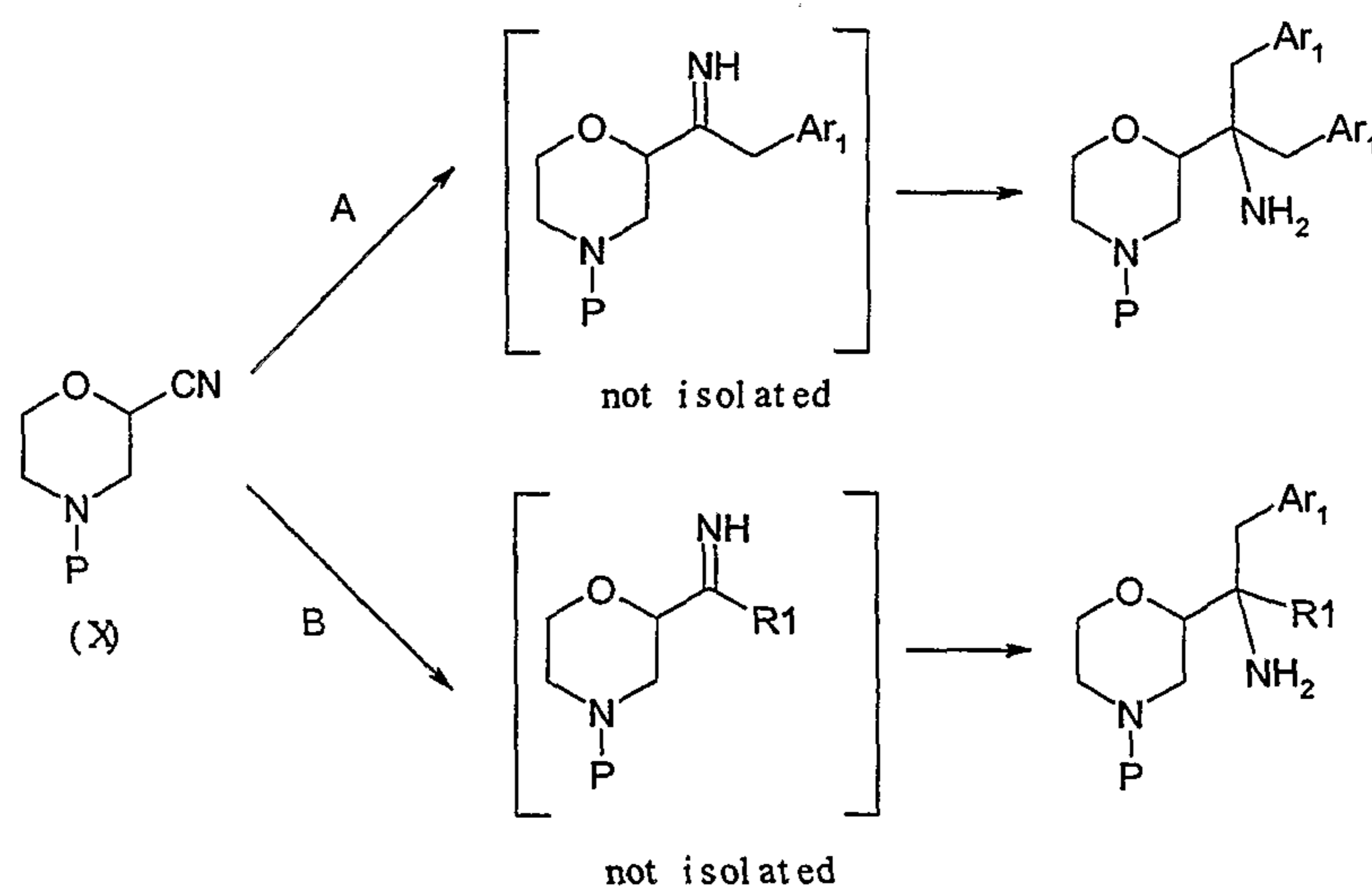
-36-

enantiomers of the amides (XII) and (XVI) shown below may be obtained by chiral chromatography.



Suitable N-protecting groups will be known to the person skilled in the art. Further information on suitable N-protecting groups is contained in the well known text “Protective Groups in Organic Synthesis”, Theodora W. Greene and Peter G.M. Wuts, John Wiley & Sons, Inc., New York, 1999, pp.494-653. Benzyl is an especially preferred N-protecting group.

- 10 N-protected compounds of formula (I) wherein X is NH<sub>2</sub> may be prepared from compounds of formula (X) as shown below:

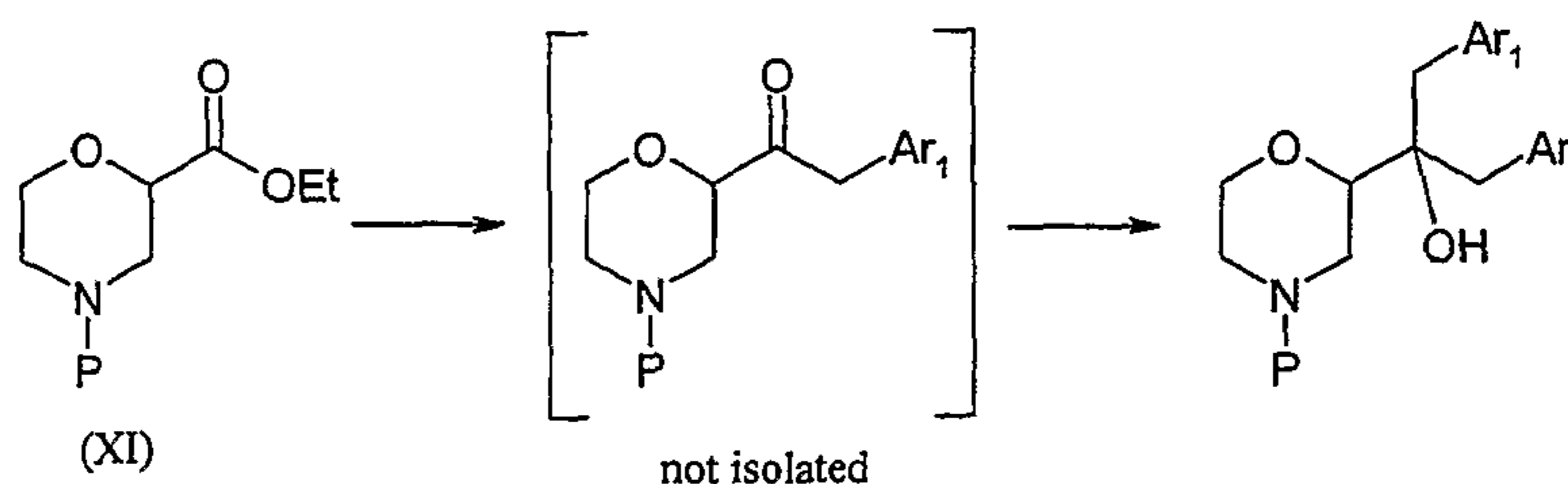


- In route A the intermediate (X) is treated with an excess of the Grignard reagent Ar<sub>1</sub>CH<sub>2</sub>MgBr to provide an N-protected compound of formula (I) wherein X is NH<sub>2</sub> and R<sub>1</sub> is CH<sub>2</sub>Ar<sub>2</sub> wherein Ar<sub>2</sub> = Ar<sub>1</sub>. In route B the intermediate (X) is treated with one equivalent of the Grignard reagent R<sub>1</sub>MgBr followed by one equivalent of the Grignard reagent Ar<sub>1</sub>CH<sub>2</sub>MgBr to provide an N-protected compound of formula (I) wherein X is NH<sub>2</sub>. Alternatively, the Grignard reagent Ar<sub>1</sub>CH<sub>2</sub>MgBr may be added first followed by R<sub>1</sub>MgBr. Preferably, a Lewis acid such as titanium isopropoxide is added to the reaction

-37-

mixture in between addition of the Grignard reagents (see Charette, A.B.; Gagnon, A.; Janes, M; Mellon, C; Tetrahedron Lett, 1998, 39(29), 5147-5150 and Charette, A.B.; Gagnon, A; Tetrahedron: Asymmetry, 1999, 10(10), 1961-1968).

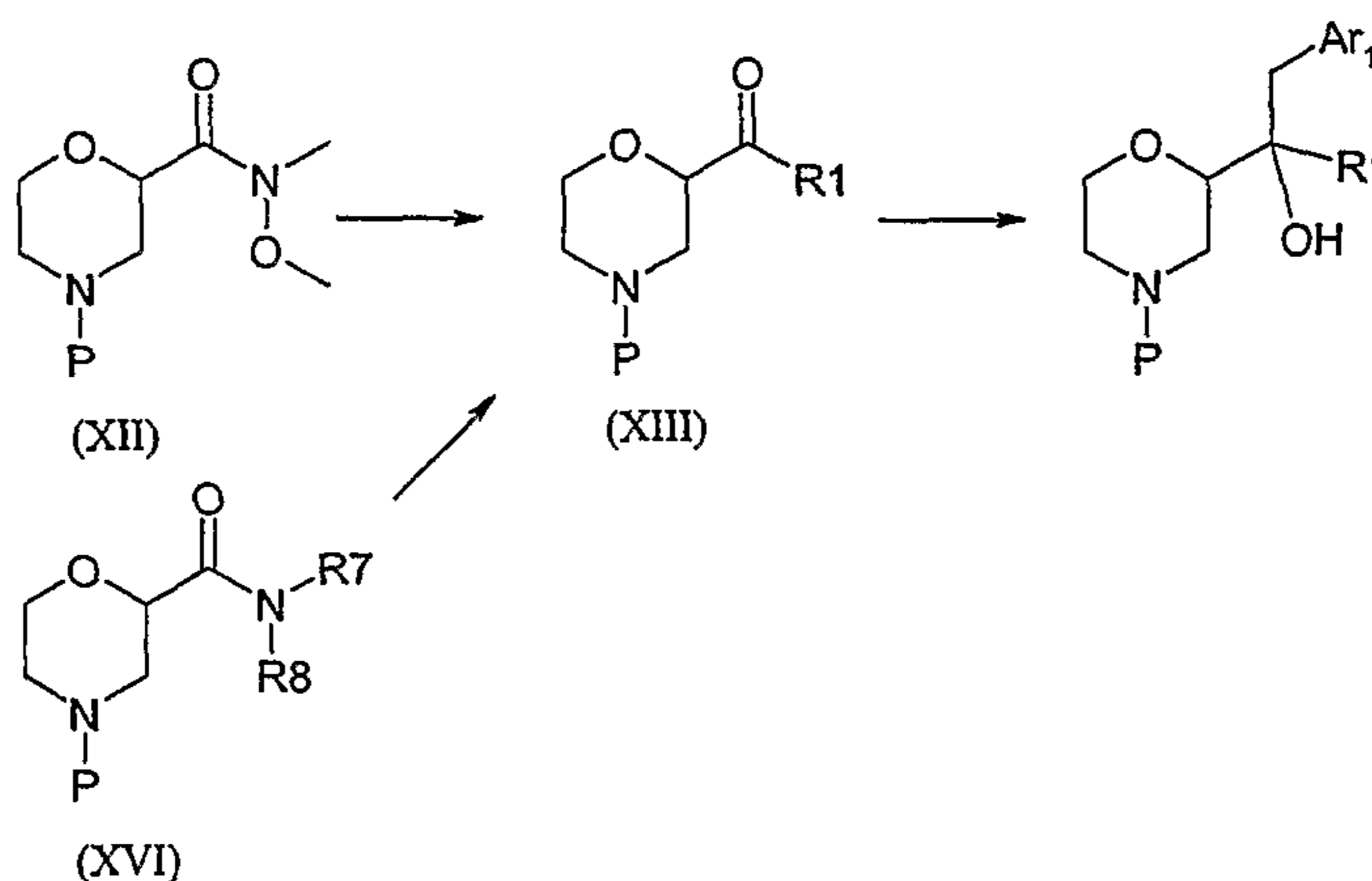
- 5 N-protected compounds of formula (I) wherein X is OH and R1 is CH<sub>2</sub>Ar<sub>2</sub> wherein Ar<sub>2</sub> = Ar<sub>1</sub> may be prepared from compounds of formula (XI) as shown below:



Intermediate (XI) is treated with an excess of the Grignard reagent Ar<sub>1</sub>CH<sub>2</sub>MgBr to provide an N-protected compound of formula (I) wherein X is OH and R1 is CH<sub>2</sub>Ar<sub>2</sub>

- 10 wherein Ar<sub>2</sub> = Ar<sub>1</sub>.

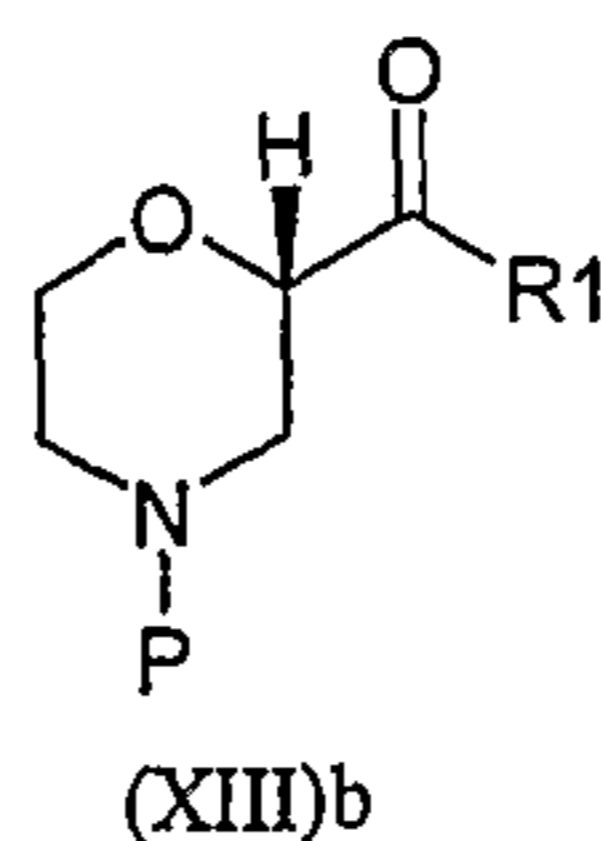
N-protected compounds of formula (I) wherein X is OH may be prepared from the Weinreb amide of formula (XII) or the amide of formula (XVI) as shown below:



- 15 To a solution of (XII) or (XVI) is added a solution of the requisite Grignard reagent R<sub>1</sub>MgBr to provide, on work up, a compound of formula (XIII). When the reaction is conducted using the preferred enantiomers (XII)<sub>b</sub> or (XVI)<sub>b</sub> it proceeds with retention of stereochemistry to provide (XIII)<sub>b</sub>.

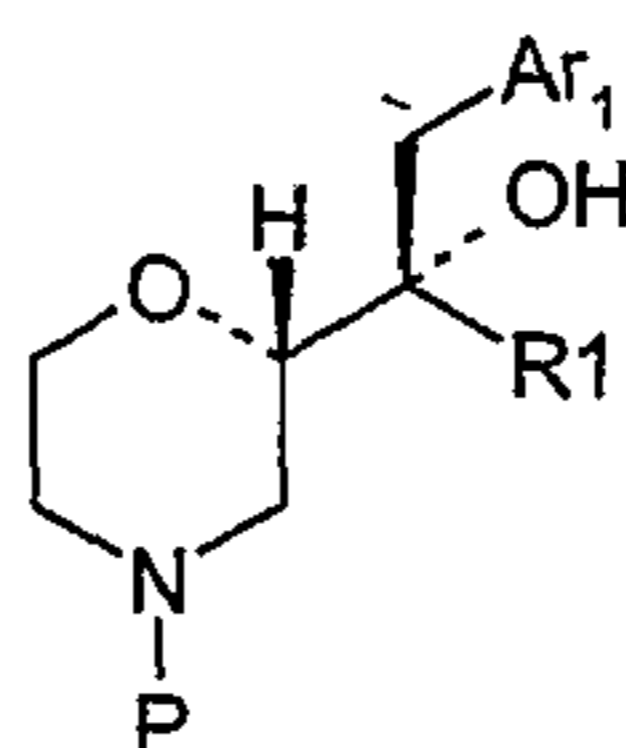


-38-

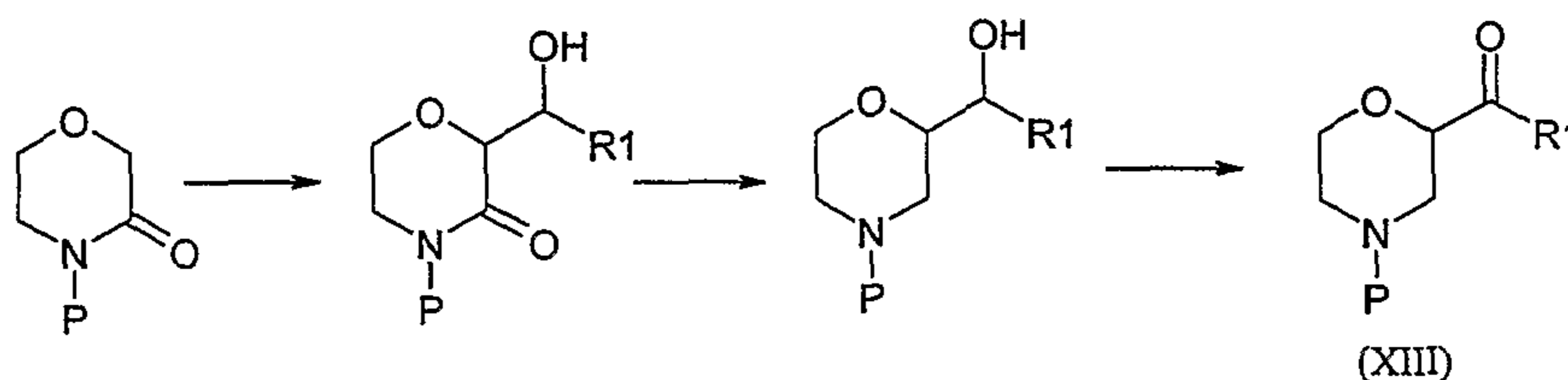


To a solution of the ketone of formula (XIII) is added a solution of the Grignard reagent  $\text{Ar}_1\text{CH}_2\text{MgBr}$  to provide an N-protected compound of formula (I) wherein X is OH.

When the reaction is conducted using the preferred enantiomer (XIII)b the reaction  
 5 proceeds stereoselectively to provide an N-protected compound of formula (II) wherein X is OH.



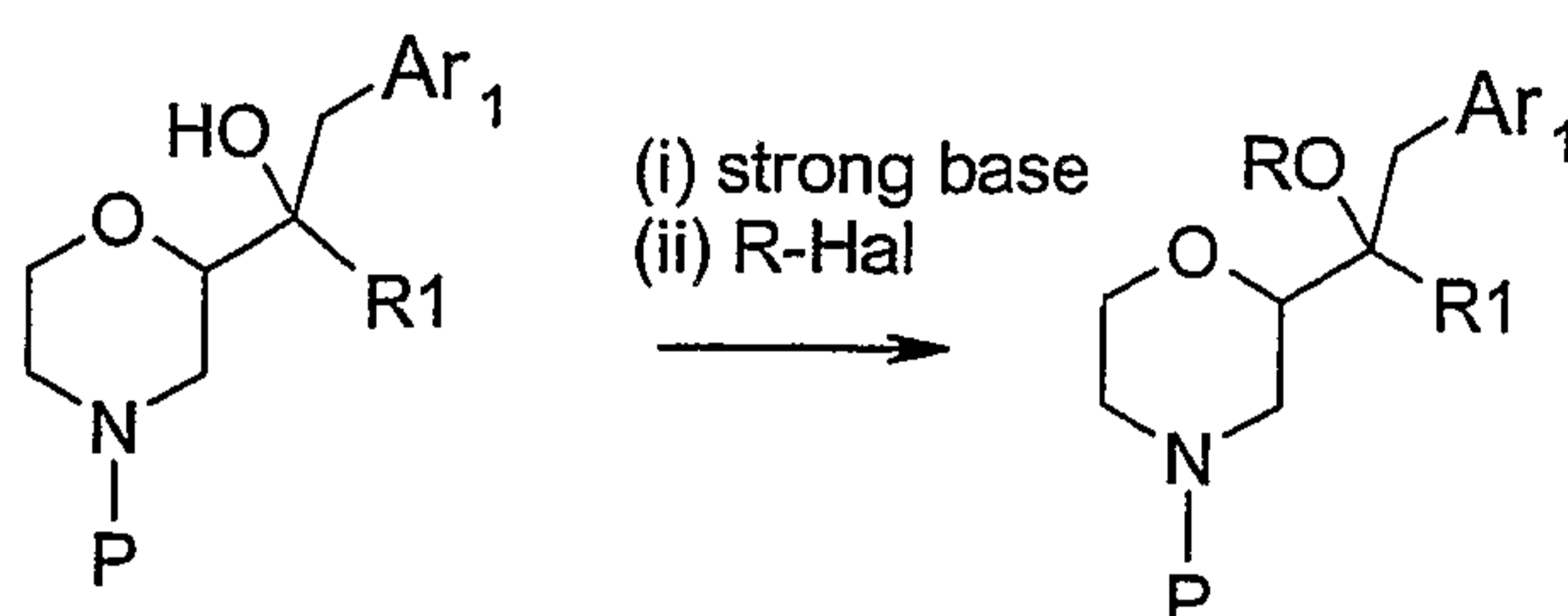
The ketones of formula (XIII) may also be obtained via a different route as shown below:



10 A solution of N-protected morpholinone is treated with a strong base such as lithium diisopropylamide. To this solution is added an aldehyde  $\text{R}_1\text{CHO}$ . Reduction of the morpholine carbonyl group using, for example, borane-THF complex followed by oxidation of the alcohol using, for example, Swern oxidation conditions, provides a  
 15 compound of formula (XIII) which can be reacted onward as described in the previous scheme to provide a N-protected compound of formula (I) wherein X is OH.

N-protected compounds of the present invention wherein X is C1-C4 alkoxy, may be synthesized by standard alkylation of the N-protected compounds of formula (I) wherein  $\text{X}=\text{OH}$  as shown below:

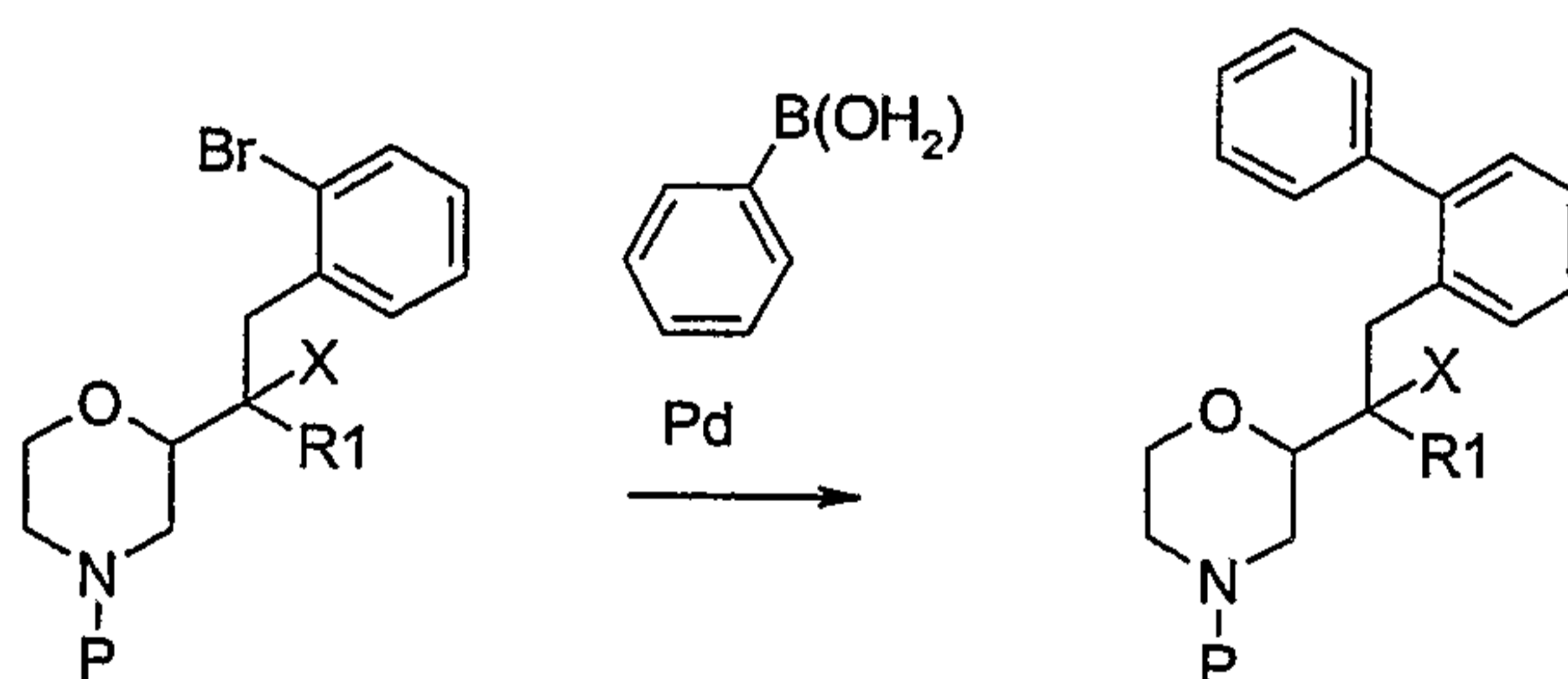
-39-



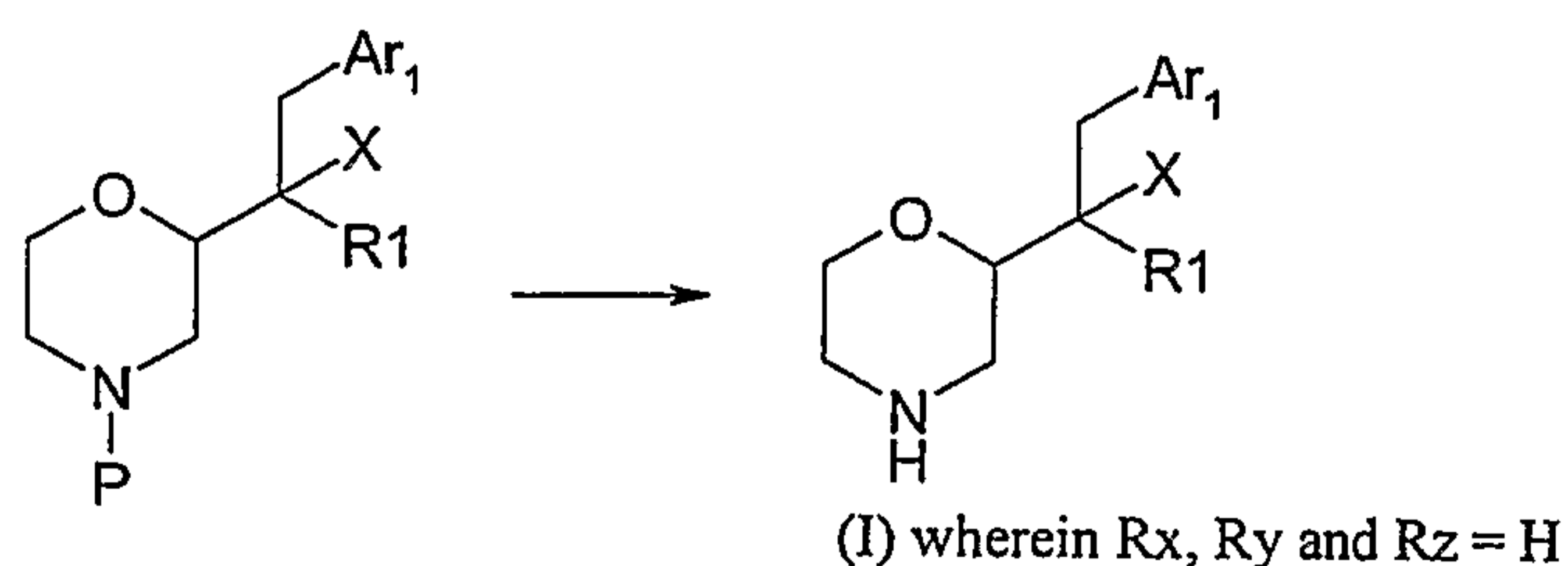
Suitable strong bases will be known to the person skilled in the art and include, for example, sodium hydride. Similarly, suitable alkylating agents will be known to the person skilled in the art and include, for example, C1-C4 alkyl halides such as methyl iodide.

N-protected compounds of the present invention wherein X is NH(C1-C4 alkyl), may be synthesized by treatment of a compound of formula (I) wherein X = NH<sub>2</sub> under reductive alkylating conditions or using suitable alkylating agents known to the person skilled in the art including, for example, C1-C4 alkyl halides such as methyl iodide.

N-protected compounds of the present invention may be elaborated upon using standard organic chemistry to provide further N-protected compounds of the present invention. For example, organometallic type couplings between an Ar<sub>1</sub>-Br derivative and a phenylboronic acid as shown below can provide Ar<sub>1</sub>-phenyl derivatives.



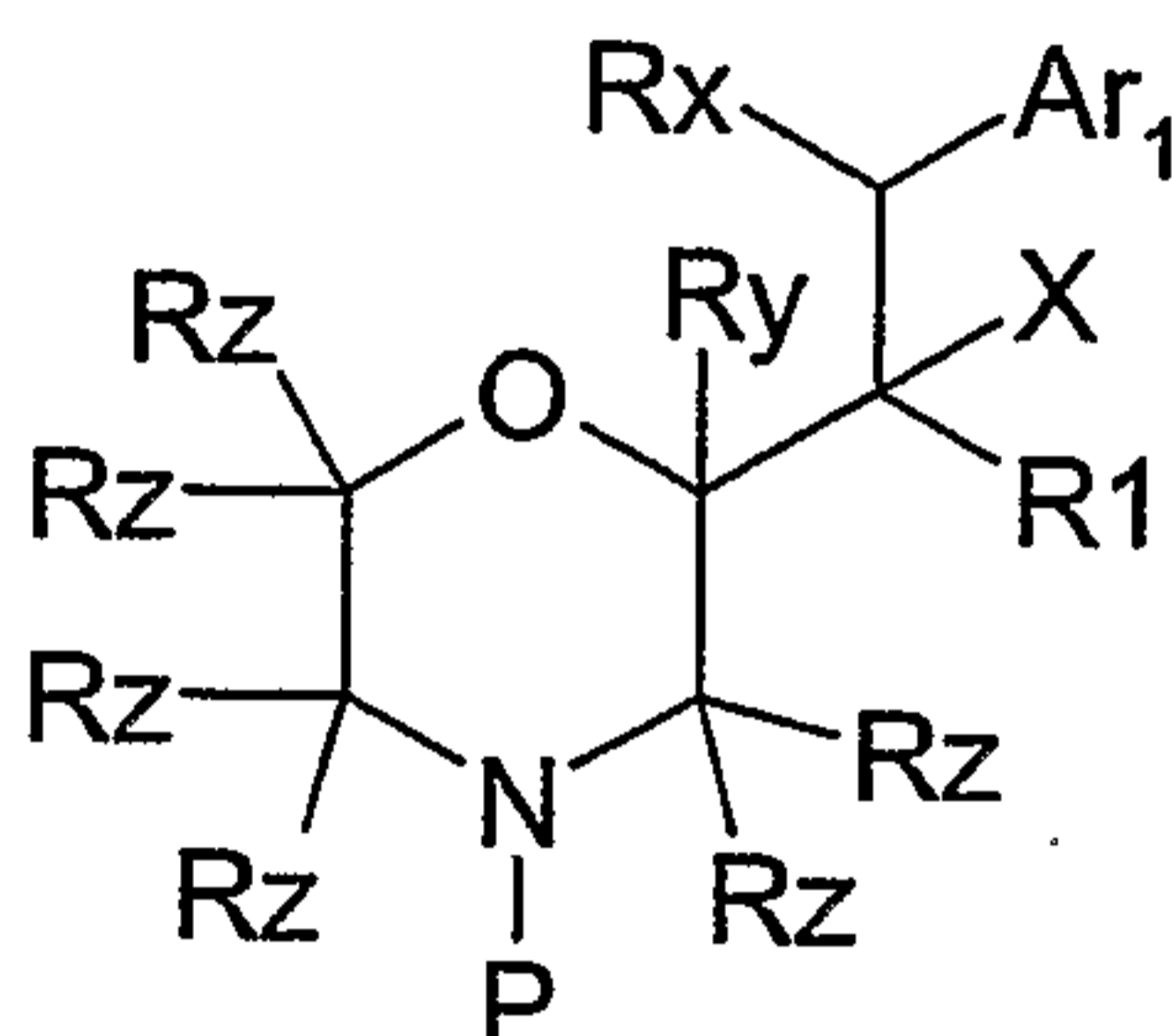
Compounds of formula (I) may be obtained by deprotection of the N-protected intermediates as shown below:



-40-

Further information on suitable deprotection methods is contained in the well known text "Protective Groups in Organic Synthesis" referenced above.

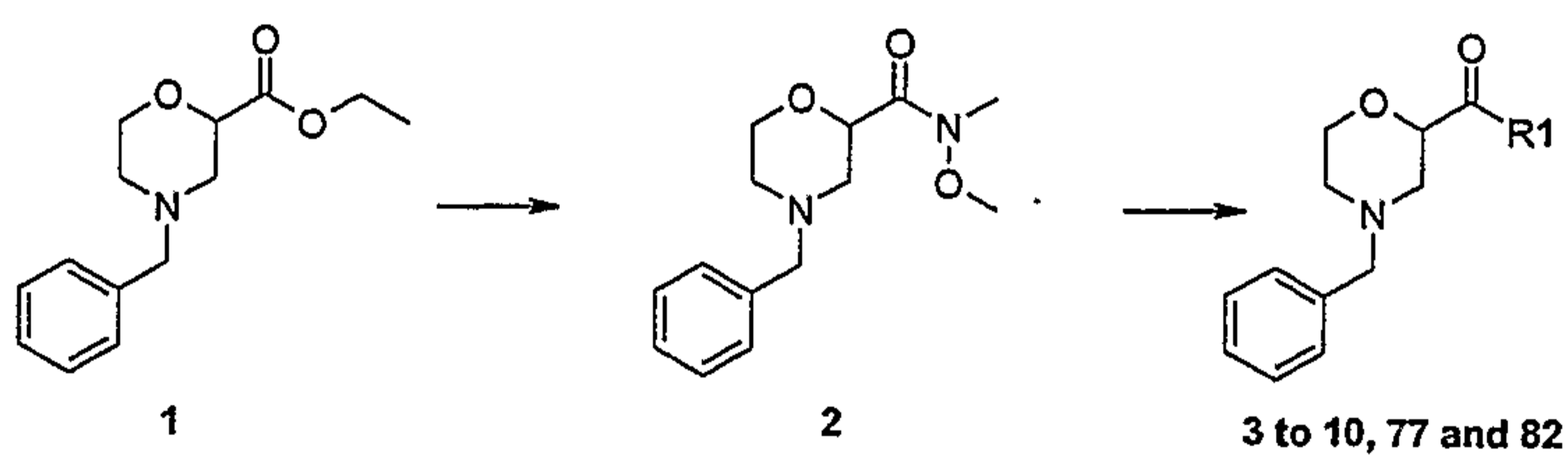
Thus, in another embodiment of the present invention there is provided a process for the preparation of compounds of formula (I) comprising the step of deprotecting a compound of the formula (XIV)



(XIV)

wherein P represents a N-protecting group and all other variables are as defined for formula (I) above, to provide a compound of formula (I), optionally followed by the step of forming a pharmaceutically acceptable salt.

Examples of compounds of the present invention may be prepared by conventional organic chemistry techniques from *N*-benzyl-morpholine-2-carboxylic acid ethyl ester 1 or *N*-benzylmorpholinone as outlined in Schemes 1-4.



Scheme 1

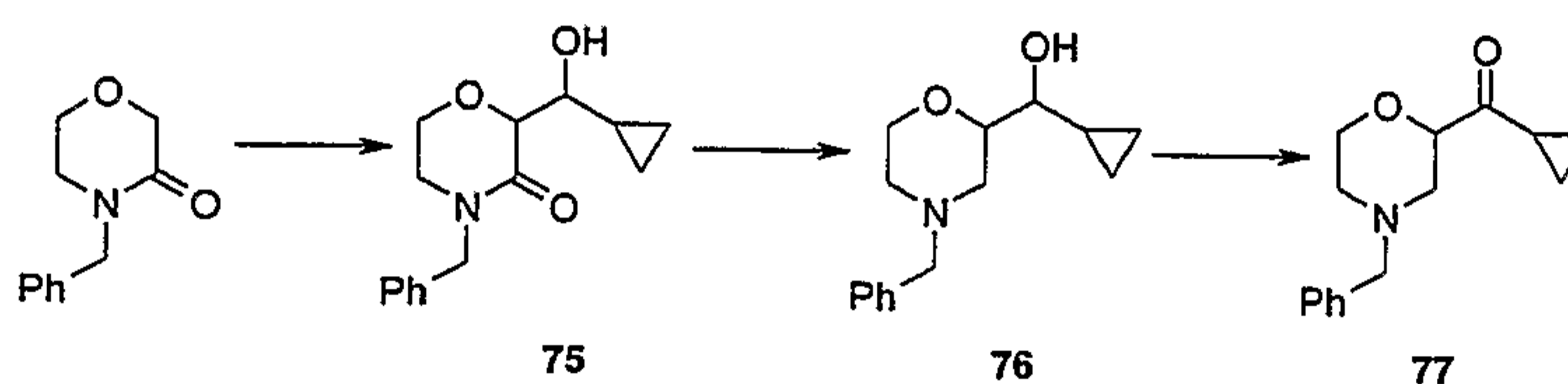
Conversion of 1 into Weinreb amide 2 followed by treatment with a suitable Grignard reagent leads to ketones of formula (XIII) wherein P is benzyl as listed in Table 1.

-41-

R1	Compound# (Ketone)
methyl	3
ethyl	4
isopropyl	5
isobutyl	6
cyclopentyl	7
tetrahydropyranyl	8
3,3,3-trifluoropropyl	9
4,4,4-trifluorobutyl	10
cyclopropyl	77
n-butyl	82

Table 1

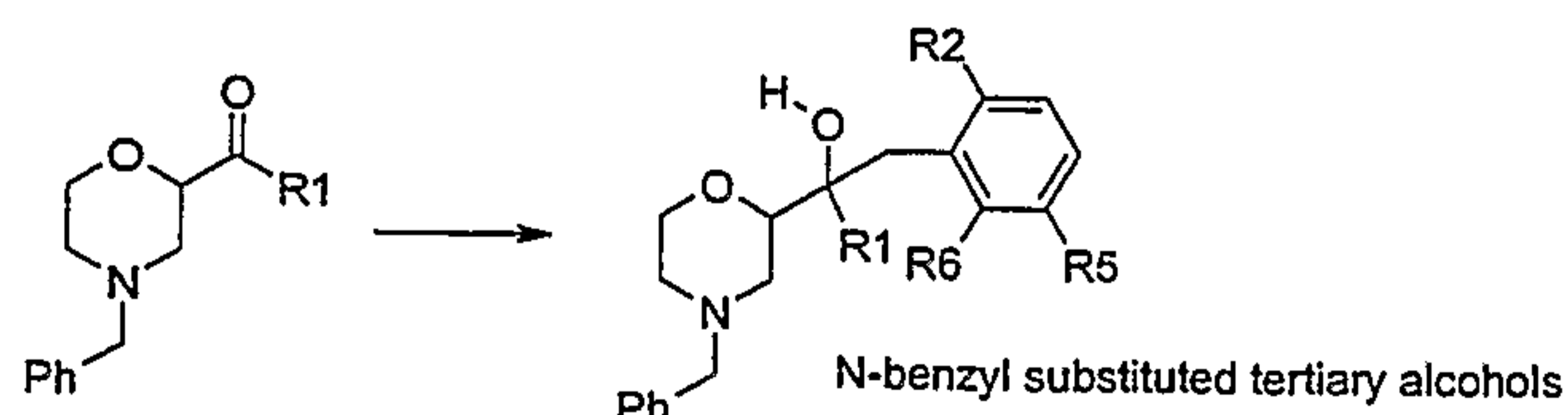
Cyclopropyl-substituted ketone **77** may alternatively be obtained from *N*-benzyl morpholinone as outlined in **Scheme 2**.



Scheme 2

Treatment of the *N*-benzyl-morpholinone with a strong base such as lithium diisopropylamide followed by addition of cyclopropyl methylaldehyde gives **75**. Reduction of **75** with, for example, borane-THF complex gives **76**. Addition of a solution of **76** to a pre-mixed solution of dimethylsulfoxide and oxalyl chloride provides **77**.

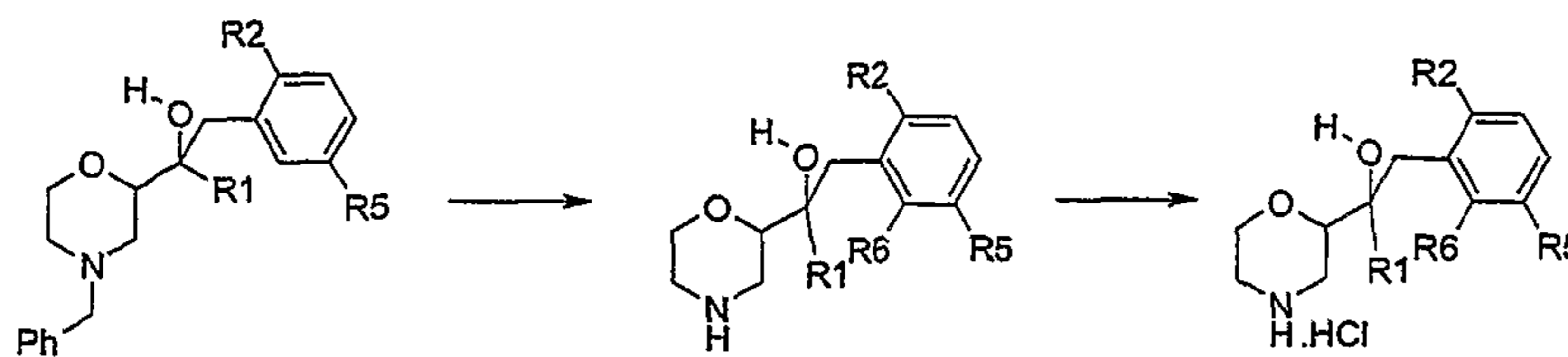
Reaction of ketones listed in **Table 1** with a suitably substituted benzyl Grignard reagent gives *N*-benzyl substituted tertiary alcohols listed in **Table 2** (wherein R2, R5 and R6 are H unless otherwise indicated) as outlined in **Scheme 3**.



Scheme 3

-42-

Debenzylation and salt formation as detailed in **Scheme 4** leads to the tertiary alcohol salts listed in **Table 2** (wherein R2, R5 and R6 are H unless otherwise indicated).

**Scheme 4**

-43-

Example	R1	R2, R5, R6	Compound# (N-Benzyl intermediate)	Compound# (HCl Salt)
1	methyl	2-Ph	11	12
2	ethyl	2-OMe,5-F	13	14
3	ethyl	2-OCF <sub>3</sub>	15	16
4	ethyl	2-Ph	17	18
5	isopropyl	2-OMe, 5-F	19	20
6	isopropyl	2-OMe	21	22
7	isopropyl	2-OEt	23	24
8	isopropyl	2-OCF <sub>3</sub>	25	26
9	isopropyl	2-Ph	27	28
10	isopropyl	2-Ph, 5-F	29	30
11	isobutyl	2-OMe, 5-F	31	32
12	isobutyl	2-OEt	33	34
13	isobutyl	2-OCF <sub>3</sub>	35	36
14	isobutyl	2-Ph	37	38
15	isobutyl	2-Ph, 5-F	39	40
16	cyclopentyl	2-OMe, 5-F	41	42
17	cyclopentyl	2-OEt	43	44
18	cyclopentyl	2-OCF <sub>3</sub>	45	46
19	cyclopentyl	2-Ph	47	48
20	cyclopentyl	2-Ph, 5-F	49	50
21	tetrahydropyranyl	2-OMe, 5-F	51	52
22	tetrahydropyranyl	2-OCF <sub>3</sub>	53	54
23	tetrahydropyranyl	2-Ph	55	56
24	tetrahydropyranyl	2-(3-F-Ph)	57	58
25	3,3,3-trifluoropropyl	2-OMe, 5-F	59	60
26	3,3,3-trifluoropropyl	2-OCF <sub>3</sub>	61	62
27	3,3,3-trifluoropropyl	2-Ph	63	64
28	4,4,4-trifluorobutyl	2-OMe, 5-F	65	66
29	4,4,4-trifluorobutyl	2-Ph	67	68
30	cyclopropyl	2-OMe	69	70
31	cyclopropyl	2-OEt	71	72
32	cyclopropyl	2-Ph	73	74
35	n-butyl	2-OMe	83	84
36	n-butyl	2-Ph	85	86
37	isobutyl	2-Cl, 6-F	87	88
38	isobutyl	2-Cl	89	90

Table 2

-44-

The compounds of Examples 1 to 32 and 35 to 38 can be obtained in enantiomerically pure form *via* this route using chirally pure ester **1**. Resolution of **1** into its enantiomers can be achieved through chiral HPLC. Conversion of the ester to the Weinreb amide does not disturb the chiral center thus providing chirally pure amide **2**. Conversion of the

5 Weinreb amide to the ketone also does not disturb the chiral center thus providing chirally pure ketones **3** to **10**, **77** and **82**. Alternatively, chiral separation may be conducted on the amide **2** through chiral HPLC to provide its enantiomers. Alternatively, chiral separation may be conducted on the ketones **3** to **10**, **77** and **82** through chiral HPLC to provide their enantiomers. Chiral separation of the ester, amide or ketones may also be achieved by

10 other techniques known to those skilled in the art, such as fractional crystallization of diastomeric salts formed with chiral acids. Addition of the benzyl Grignard reagent (**Scheme 3**) is a stereoselective process and gives predominantly one diastereomer with only small amounts of the second diastereomer. No epimerisation is observed during removal of the benzyl group. Alternatively, enantiomerically pure products are obtained

15 through conversion to an N-protected analogue such as butyloxycarbonyl or carbobenzyloxy followed by separation by chiral HPLC. Removal of the N-protecting group leads to enantiomerically highly enriched products.

In the experimental procedures described below the following abbreviations are used:

- 20 HPLC = high performance liquid chromatography  
THF = tetrahydrofuran  
2-MeTHF = 2-methyltetrahydrofuran  
DIBALH = diisobutyl aluminium hydride  
DCM = dichloromethane
- 25 FIA<sup>+</sup> (or FIA-MS) = fast-ionisation-analysis mass spectrometry  
LCMS = liquid chromatography mass spectroscopy  
NMR = nuclear magnetic resonance  
MW = molecular weight  
MeOH = methanol
- 30 EtOAc or AcOEt = ethyl acetate  
PS-DIEA = polymer-supported diisopropylethylamine

-45-

DEA = diethylamine

R<sub>T</sub> = retention time

cbz = carbobenzyloxy

h, hr or hrs = hour or hours

5 min or mins = minute or minutes

ee = enantiomeric excess

de = diastereomeric excess

eq or equiv. = equivalent

ACN = acetonitrile

10 DMF = dimethylformamide

DMEA = N,N-dimethylethanolamine

NH<sub>3</sub>aq = 25 wt% aqueous ammonia

T<sub>mass</sub> = temperature of the reaction mixture

15 The analytical LCMS data reported refers either to:

(i) a 6 minute run, performed on a column (C18 50x3 mm 5μm) using a gradient [90% H<sub>2</sub>O (+ 0.04% formic acid) to 90% ACN (+ 0.04% formic acid)] over 4 minutes and then hold for 2 minutes; or

(ii) a 12 minute run, performed on a column (C18 100x3 mm 5μm) using a gradient [90% H<sub>2</sub>O(+ 0.04% formic acid ) to 90% ACN (+ 0.04 % formic acid)] over 9 minutes and then hold for 3 minutes.

20

### **General Synthetic Procedures for the Preparation of Examples 1 to 32 and 35 to 38**

#### **25 *General Procedure 1: Preparation of N-benzyl morpholine alkyl ketones***

To a solution of the carboxamide **2** in anhydrous THF at 0°C is added a solution of the requisite Grignard reagent (1.2-3 eq in one or two aliquots). The reaction mixture is allowed to warm up to room temperature and left stirring for 45 minutes to 2 hours before quenching either with 1M hydrochloric acid or saturated ammonium chloride solution and

30 extracting either in DCM or ethyl acetate. The combined organic layers are dried over



-46-

magnesium sulphate, filtered and concentrated *in vacuo* to give the corresponding alkyl ketones 3-10, 77 and 82.

**General Procedure 2: Preparation of N-benzyl tertiary alcohols**

5

To a solution of the ketones 3-10, 77 and 82 in anhydrous THF at 0°C is added a solution of the requisite benzyl Grignard reagent (1.1-1.5 eq). The reaction mixture is allowed to warm up to room temperature and left stirring for 1-2 hours before quenching by addition of cold water. After extraction of the aqueous layer in DCM, the combined organic layers are washed with brine, dried over magnesium sulphate, filtered and concentrated *in vacuo* to give the title N-benzyl tertiary alcohols. Purification details are listed for individual compounds.

10

**General Procedure 3: Debenzylation of N-benzyl tertiary alcohols**

To a solution of the requisite N-benzyl tertiary alcohol in anhydrous DCM is added solid supported Hünig's base (Argonaut, 3.56 mmol/g, 2-4 eq) and  $\alpha$ -chloroethyl chloroformate (3 to 10 eq) at room temperature under nitrogen. The reaction mixture is heated to 40°C and the reaction is monitored by FIA<sup>+</sup> and LCMS analysis. After completion the reaction mixture is filtered, and the resin washed with DCM. The combined organic phases are concentrated *in vacuo*. Methanol is added and the solution heated to 60°C for 1.5 to 8 hours. After complete consumption of starting material the methanol solution is evaporated to give a product, which is further purified as detailed for individual compounds.

15

20

**General Procedure 4: Conversion of amines into hydrochloride salts**

To a solution of the requisite amine in dry diethyl ether (5-10 mL) is added hydrochloric acid (1.2 eq, 1M solution in diethyl ether). Ether is blown off with a stream of nitrogen or removed *in vacuo* and the samples were either dried under high vacuum for several hours or freeze-dried (acetonitrile/water 1/1 [v/v]) to give the hydrochloride salts in near quantitative yield.

25

30

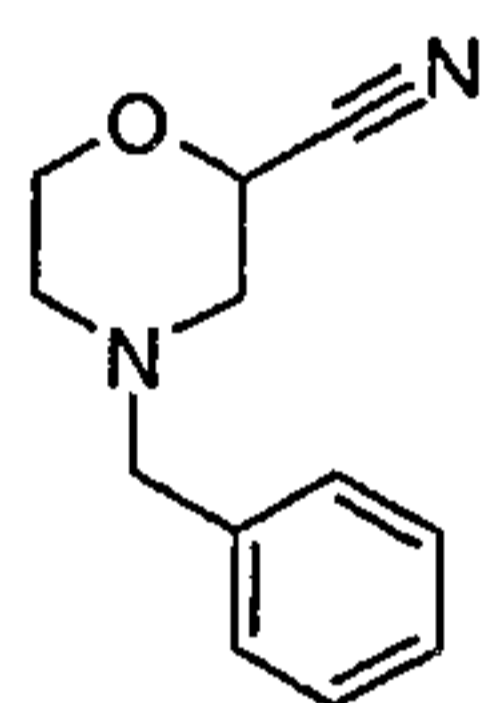
-47-

**General Procedure 5: Preparation of Grignard reagents and benzyl Grignard reagents**

Such reagents were prepared from the requisite halide or benzyl halide using methods known to those skilled in the art (see for example Fieser, L.F. and Fieser, M.F. "Reagents for Organic Synthesis", John Wiley and Sons Inc., Vol. 1, pp. 415-424 or March, J. "Advanced Organic Chemistry", John Wiley and Sons Inc., 3<sup>rd</sup> Ed., pp. 558-561). The requisite halides or benzyl halides were either commercially available or prepared using previously published literature methods.

10 **Preparation of Intermediates for the Synthesis of Examples 1-32**

**4-Benzyl-morpholine-2-carbonitrile**



A one-litre reactor with mechanical stirring, cooled by an ice bath, is charged with  
15 *N*-benzylethanolamine (172.2 g; 1 equiv. available from Aldrich Chemical Company). 2-Chloroacrylonitrile (100 g; 1 equiv. available from Aldrich Chemical Company) is added dropwise over 2 minutes. The temperature is maintained between 23 °C and 29 °C by means of the ice bath and subsequently a water bath at 15 °C. After one night stirring at room temperature (water bath), the mixture is dissolved in tetrahydrofuran and transferred  
20 to a 2 L reactor which is cooled to -5 °C by ice/NaCl bath. The total volume of tetrahydrofuran is 1.35 L. Potassium *tert*-butoxide (148 g; 1.1 equiv.) is added by portions over 1 hour, keeping the reaction temperature at 0±2 °C. After 1 hour post-stirring at 0 °C, the mixture is quenched with saturated NaHCO<sub>3</sub> (500 mL). The aqueous layer is extracted with diethyl ether (500 mL). Organic layers are dried over MgSO<sub>4</sub> and  
25 evaporated to dryness. The title compound (149.8 g; 65%) is obtained after percolation of the 250 g dry residue on 1 kg of SiO<sub>2</sub>, eluting with the following gradient:

5% AcOEt – 95% n-heptane	2.5 L
10% AcOEt – 90% n-heptane	2 L

-48-

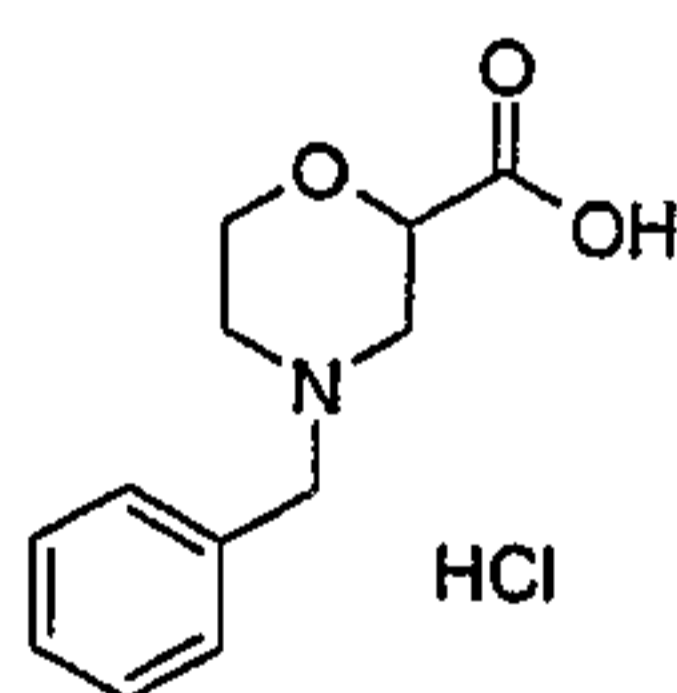
15% AcOEt – 85% n-heptane 2 L

20% AcOEt – 80% n-heptane 5 L

Alternatively, this intermediate may be prepared as follows:

A 1600 L glass-lined reactor under N<sub>2</sub> is successively loaded with 2-chloroacrylonitrile (33.2 kg, 379 moles) and toluene (114 L) at 21°C. Then, N-benzylethanolamine (57 kg, 377 moles) is added and the reaction mixture is post-agitated at room temperature for  
5 about 17 h. Then, the mixture is diluted with toluene (336 L), cooled down to about – 12 °C and potassium t-butoxide (42.3 kg, 377 moles) is added in portions (10) maintaining about – 13 °C ≤ T<sub>mass</sub> ≤ about – 2 °C. The mixture is post-agitated at about 0°C for 2.5 h, then quenched by adding water (142.5 L) maintaining about 2 °C ≤ T<sub>mass</sub> ≤ about 8 °C. The aqueous layer is separated after 35 minutes of post-stirring allowing the mixture  
10 to reach 15 °C and the toluene layer is washed with water (142.5 L) and the aqueous layer is separated. The organic layer is then concentrated under reduced pressure (150 mbars) maintaining T<sub>mass</sub> ≤ 60 °C in order to distill 162 kg of toluene. The filtrates are then diluted with toluene (114 L) and treated with SiO<sub>2</sub> (Merck silica gel 60, 0.063-0.1 mm, 74.1 kg) under agitation at room temperature for 1.25 h. SiO<sub>2</sub> is filtered and rinsed with  
15 toluene (2x114 L). Then, the filtrates are concentrated under reduced pressure (150 mbars) maintaining T<sub>mass</sub> ≤ 60 °C in order to distill 351.8 kg of toluene.

***4-Benzyl-morpholine-2-carboxylic acid hydrochloride (91)***



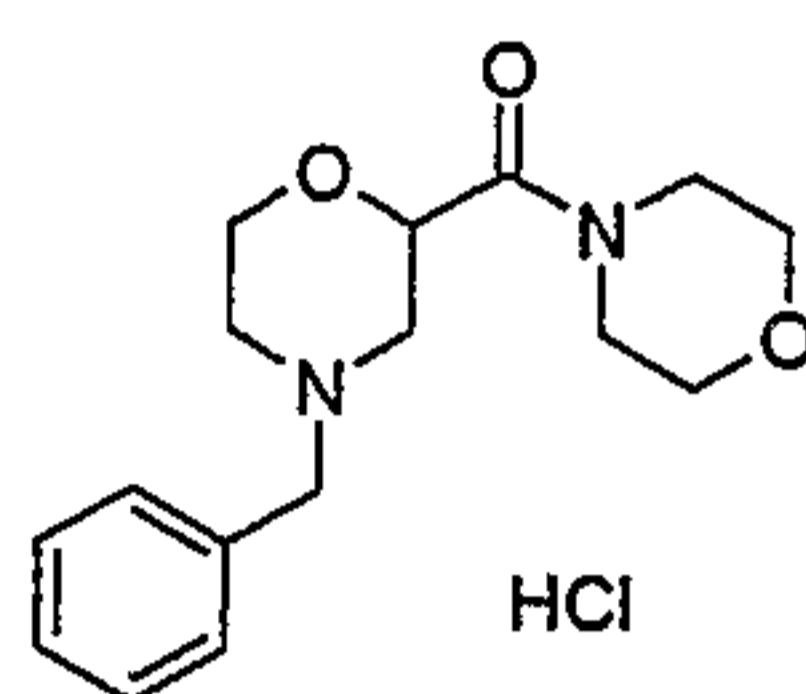
A 500 mL reactor under N<sub>2</sub> is successively loaded with toluene (36.72 mL) and 2-  
20 chloroacrylonitrile (10.7 g, 122.23 mmol) at room temperature. Then, N-benzyl ethanolamine (18.36 g, 121.14 mmol) is added over 5 min and the reaction mixture is post-agitated at room temperature for 16h. Then, the mixture is diluted with toluene (110.16 mL), cooled to – 5°C and 2M potassium *tert*-butoxide solution in THF (121.14 mmol) is slowly added over 30 min, maintaining the temperature at – 5 °C to 0 °C. The  
25 mixture is post-agitated at about –5°C to 0°C for 1h, then quenched by adding water (45.9 mL). The aqueous layer is separated and the toluene layer is washed with water (45.9

-49-

mL) and then the mixture is allowed to warm to room temperature. The organic layer is then concentrated under reduced pressure at 40°C. Then, the mixture is diluted with toluene (100 mL) and extracted with 6N HCl(aq) (162 mL). This aqueous layer is heated up to the reflux for 1h30, then the mixture is allowed to stir at room temperature overnight.

5 After crystallization of **91**, the solid is filtered, rinsed with 6N HCl(aq) (40 mL) and dried under reduce pressure at 40°C (19 g, yield = 61%).

***N-benzyl-2-(morpholin-4-carbonyl)-morpholine hydrochloride (92)***



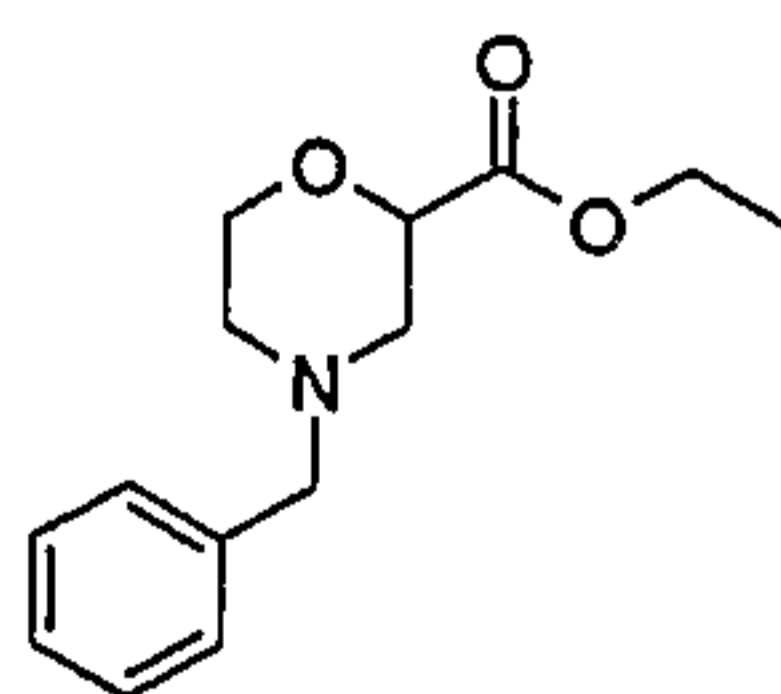
A 250 mL reactor under N<sub>2</sub> is successively loaded with **91** (5 g, 19.41 mmol),

10 dichloroethane (50 mL), DMF (0.014 mL, 1% mol) and oxalyl chloride (1.86 mL, 21.35 mmol). The mixture is heated up to 60-65°C for 2h, before being cooled to 0°C. Then, morpholine (6.93 g, 79.60 mmol) in dichloroethane (20 mL) is added over 15 min keeping the temperature below 10°C. The heterogeneous solution is post-agitated for

15 1h30min at room temperature and quenched with water (30 mL). The biphasic mixture is filtered on a Hyflo Super Cel® (10 g), then after separation, the organic layer is concentrated under reduce pressure. The mixture is taken up with isopropanol (80 mL) and 12N HCl(aq) (1.61 mL, 19.41 mmol), stirred for 10min and concentrated under reduce pressure. The mixture is taken up with isopropanol (13 mL), heated to reflux until a homogeneous solution is formed, then it is cooled to room temperature. The precipitate is

20 filtered, rinsed with isopropanol (10 mL) and dried under vacuum at 40°C overnight to obtain **92** as an off-white powder with 79 % overall yield.

***4-Benzyl-morpholine-2-carboxylic acid ethyl ester (1)***



A stirred solution of 4-benzyl-morpholine-2-carbonitrile (113.0 g, 0.56 mol) in ethanol

25 (1030 mL) is treated with concentrated sulphuric acid (165 mL) added in portions. (exothermic, internal temperature rises from ambient to 65 °C). The mixture is then

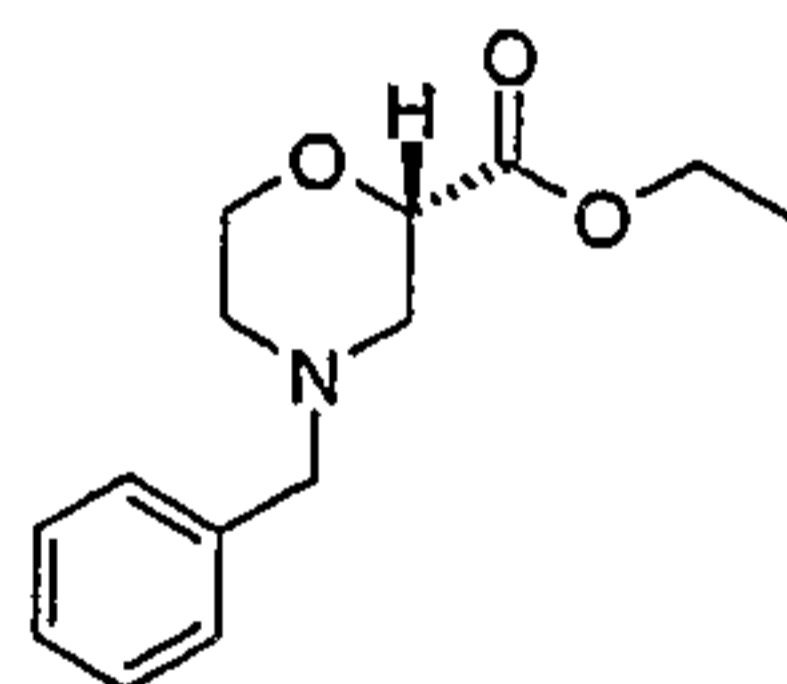
-50-

warmed under reflux for 66hrs. The solution is cooled and then concentrated in vacuo to half volume, basified with aqueous potassium carbonate (beware frothing) and the product extracted into diethyl ether. The organic phase is dried over magnesium sulphate, filtered and evaporated to dryness in vacuo to yield an oil. This material is evacuated  
5 further under high vacuum. Yield = 121.3g (87%).

Alternatively, compound **1** may be synthesised as follows:

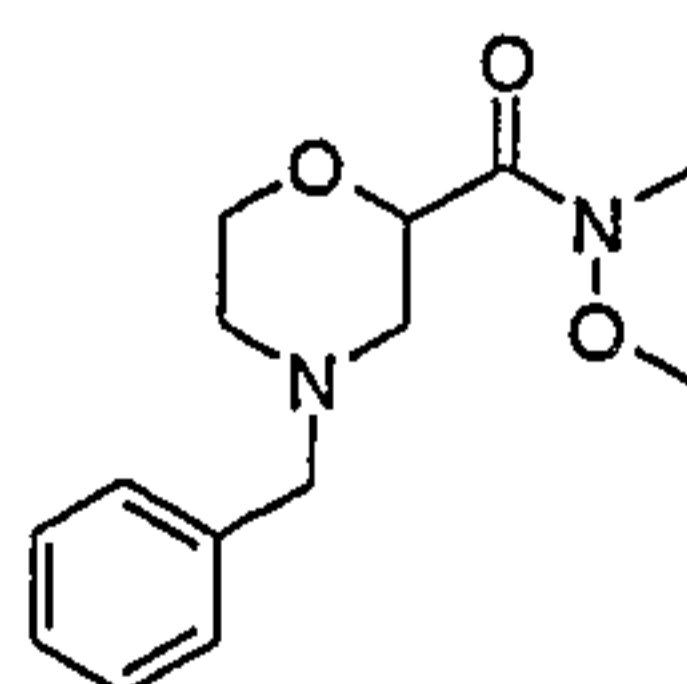
A 100 L reactor attached to a scrubber filled with 1N NaOH (60 L) is charged under nitrogen atmosphere with 4-benzyl-morpholine-2-carbonitrile (1867 g, 9.23 mol) and ethanol (20 L). At T<sub>mass</sub> = 15-20°C, concentrated sulfuric acid (2.76 L, 50 mol) is added  
10 to the solution over 20 min (highly exothermic). The solution is heated to reflux for 2.5 days. Then, 10 L of solvent is distilled off under vacuum and the reaction mixture is cooled to T<sub>mass</sub> = 20-25°C. Water (40 L) is added over 25 min followed by Na<sub>2</sub>CO<sub>3</sub> solution (1/2 saturated, 18 L) and NaHCO<sub>3</sub> (1/2 saturated, 7 L) to reach a pH ~ 7. Ethyl acetate is added (15 L) and the phases are mixed for 15 min. The organic phase is  
15 separated and the aqueous phase is extracted with ethyl acetate (2x10 L). The combined organic layers are evaporated to dryness under vacuum to give **1** as a yellow to brown oil (1992g, 87%)

***4-Benzyl-morpholine-2-carboxylic acid ethyl ester (1b)***



20 Compound **1** may be separated into its enantiomers by chiral HPLC under the following conditions: Daicel Chiralpak OJ 20µm; 25cm; 100 % EtOH + 0.3 % DMEA; 0.4 mL/min; detection at 260 nm. The desired enantiomer **1b** is the peak eluting at R<sub>T</sub> = 20.25 min.

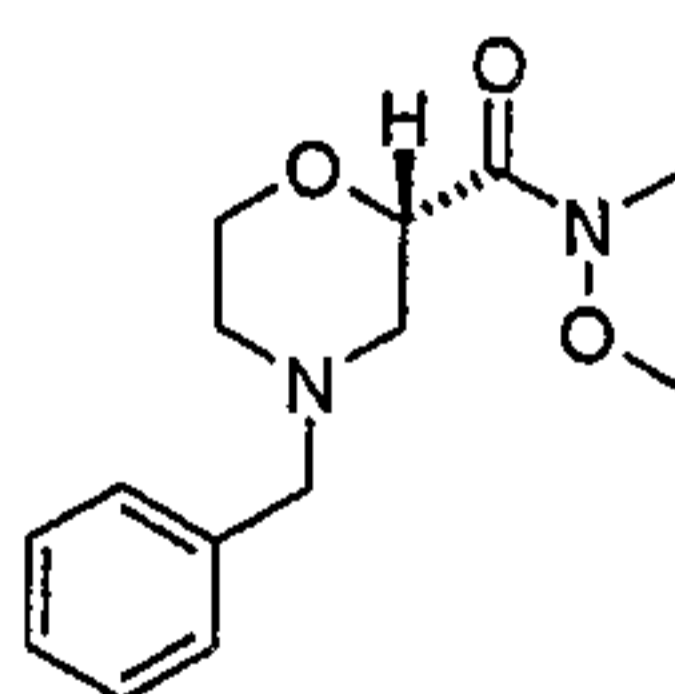
***4-Benzyl-morpholine-2-carboxylic acid methoxy-methyl-amide (2)***



-51-

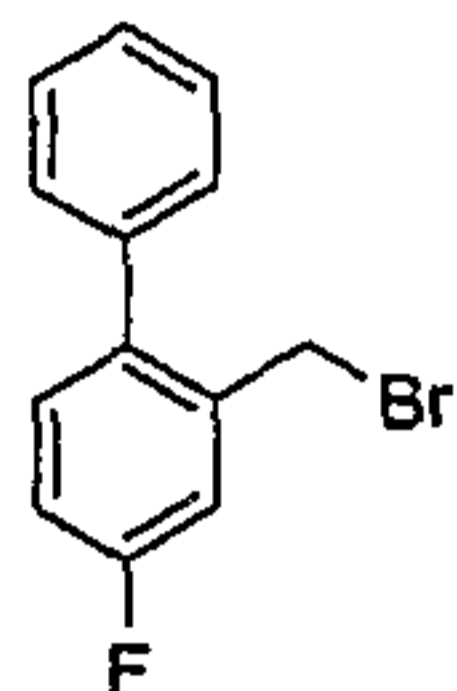
To a stirred suspension of *N,N*-dimethylhydroxylamine (6.6 g, 67.6 mmol) in anhydrous DCM (200 mL) under nitrogen at 0°C is added dropwise a solution of trimethylaluminium (2M solution in hexane, 34 mL, 67.6 mmol) over 30 minutes. The reaction mixture is allowed to warm up to room temperature and left stirring for 1 hour. A solution of the ester **1** (6.74 g, 27 mmol) in anhydrous DCM (100 mL) is then added dropwise over 30 minutes and the reaction mixture is left stirring overnight before quenching by cautious addition of phosphate buffer (disodium hydrogen phosphate, pH 8) solution. The precipitate is removed by filtration through a celite pad and the residue washed with chloroform. The organic phase is then concentrated *in vacuo* and washed with water. The aqueous layer is re-extracted with chloroform and the organic phases are combined, washed with brine, dried over magnesium sulphate and the solvent evaporated *in vacuo* to give **2** as a yellow oil. Alternatively, the reaction could be worked up as follows: upon addition of a solution of the ester **1** (1 eq) the reaction mixture is left stirring for 1 hour before quenching by addition of phosphate buffer (disodium hydrogen phosphate, pH 8) solution, followed by addition of water. The aqueous layer is re-extracted with DCM and the organic phases are combined, dried over magnesium sulphate and the DCM evaporated *in vacuo* to give **2** as a yellow oil (3.36 g, 47 %). MW 264.33; C<sub>14</sub>H<sub>20</sub>N<sub>2</sub>O<sub>3</sub>; <sup>1</sup>H NMR (CDCl<sub>3</sub>): 7.47-7.22 (5H, m), 4.55 (1H, d, 1.5 Hz), 4.00 (1H, dd, 11.5 Hz, 1.7 Hz), 3.75 (1H, dt, 11.5 Hz, 2.2 Hz), 3.65 (3H, s), 3.56 (2H, m), 3.17 (3H, s), 2.93 (1H, d, 11.3 Hz), 2.68 (1H, d, 11.3 Hz), 2.30 (2H, 11.3 Hz); LCMS: (6 min method) m/z 265 [M+H]<sup>+</sup>, R<sub>T</sub> 0.65 min.

***4-Benzyl-morpholine-2-carboxylic acid methoxy-methyl-amide (2b)***

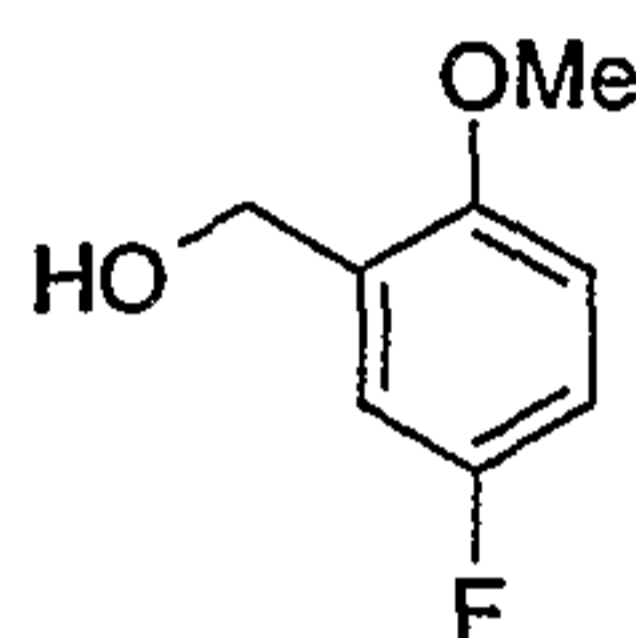


Compound **2** may be separated into its enantiomers by chiral HPLC under the following conditions: Daicel Chiralpak OJ 20µm; 25cm; n-heptane/isopropanol 80:20 v:v; 0.4 mL/min; detection at 220 nm. The desired enantiomer **2b** is the peak eluting at (RT = ??? min). Alternatively, compound **2b** may be synthesized substantially as described above for compound **2** using compound **1b** in place of compound **1**.

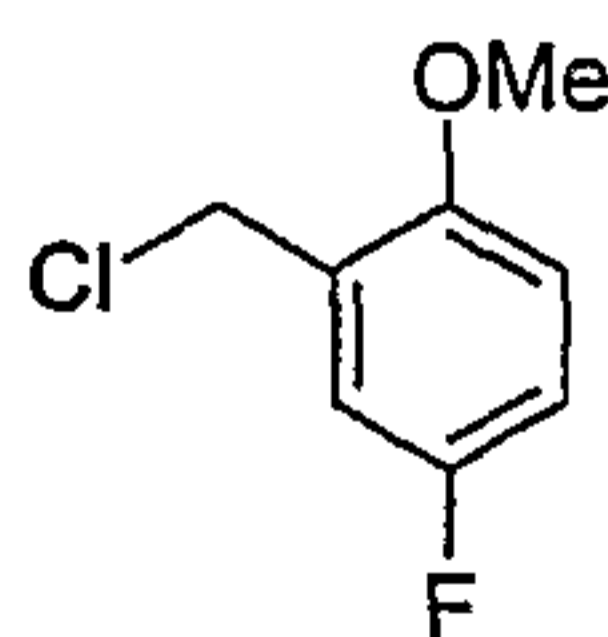
-52-

**2-Phenyl-5-fluoro benzyl bromide**

The title compound is prepared in 5 steps from commercially available (Aldrich) 5-fluorosalicicylic acid following literature procedures (JACS, 2000, 122, 4020-4028). MW 265.13; C<sub>13</sub>H<sub>10</sub>BrF; <sup>1</sup>H NMR (CDCl<sub>3</sub>): 7.48-7.38 (5H, m), 7.26-7.19 (1H, m), 7.05 (1H, td, 8.3 Hz, 2.8 Hz), 4.39 (2H, s); <sup>19</sup>F NMR (CDCl<sub>3</sub>): -114.72.

**(5-Fluoro-2-methoxy-phenyl)-methanol**

To a solution of 2-methoxy-5-fluorobenzaldehyde (11.093g, 1 eq, available from Aldrich Chemical Company) in methanol at -10 °C under nitrogen atmosphere is added NaBH<sub>4</sub> (7.515g, 2.7 equiv.) portionwise. The solution is allowed to warm to room temperature and after 30 minutes the reaction solvent is removed under reduced pressure and replaced with dichloromethane. This solution is poured onto ice water and further extracted with dichloromethane. The organic fractions are collected and dried (MgSO<sub>4</sub>) and the solvent removed under reduced pressure to give the title compound as an oil (9.794g, 87%). MW 156.16; C<sub>8</sub>H<sub>9</sub>FO<sub>2</sub>; <sup>1</sup>H NMR (CDCl<sub>3</sub>): 2.58 (m, 1H), 3.81 (s, 3H), 4.63 (d, 2H, 6.3 Hz), 6.78 (dd, 1H, 8.9 Hz and 4.3 Hz), 6.94 (td, 1H, 8.5 Hz and 3.1 Hz), 7.04 (dd, 1H, 8.7 Hz and 3.1 Hz).

**5-fluoro-2-methoxybenzyl chloride**

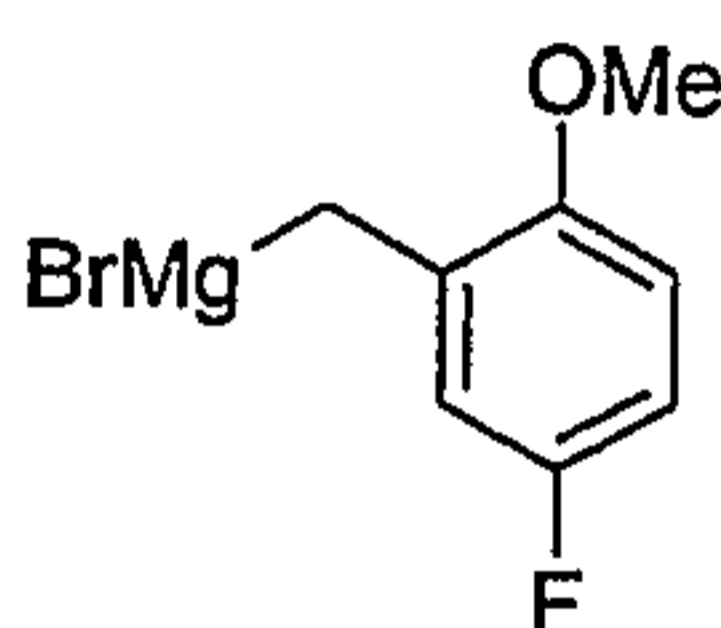
20

Neat (5-Fluoro-2-methoxy-phenyl)-methanol (19.587g, 1 equiv.) is added to neat SOCl<sub>2</sub> (42.2 mL, 4.6 equiv.) at -78°C under a nitrogen atmosphere and the solution is then allowed to warm to room temperature and stirred until evolution of gas ceases. An equivalent volume of anhydrous toluene is added to the flask and the solution heated to

-53-

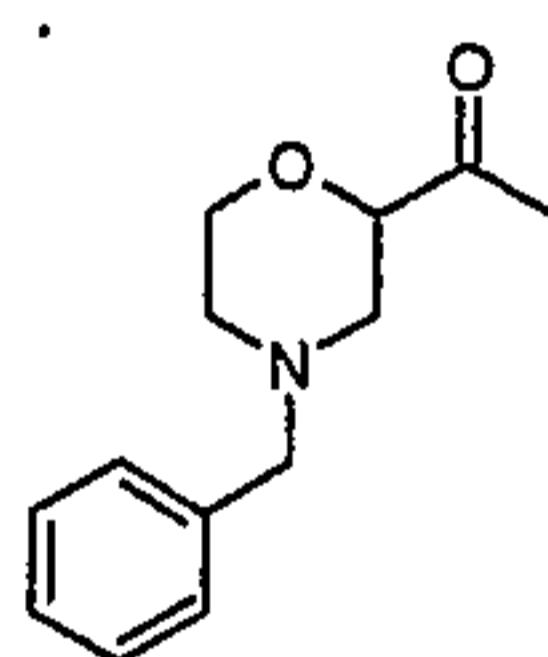
60°C. On cooling, the reaction solution is poured onto ice water. The toluene layer is separated and dried (MgSO<sub>4</sub>) and the solvent removed under reduced pressure. The crude material is sublimed (60-80°C/0.05 mBarr) to give the title compound as a white solid (13.40 g, 61%). MW 174.60; C<sub>8</sub>H<sub>8</sub>ClFO; <sup>1</sup>H NMR (CDCl<sub>3</sub>): 3.87 (s, 3H), 4.60 (s, 2H),  
5 6.79-7.20 (m, 3H).

***2-methoxy-5-fluorobenzyl magnesium bromide***



Magnesium turnings (21.6 g, 0.888 mole, 2 eq.) and diethyl ether (300 mL) are loaded in a reactor under N<sub>2</sub>. A solution of 5-fluoro-2-methoxybenzyl chloride (116 g, 0.664 mol, 1.5 eq.) in diethyl ether (200 mL) is loaded in an addition funnel. Iodine crystals and a small amount of the 5-fluoro-2-methoxybenzyl chloride solution are added and the reaction mixture is stirred to initiate the reaction. The remainder of the 5-fluoro-2-methoxybenzyl chloride solution is then added drop-wise maintaining the temperature of the reaction mixture below 28 °C. The mixture is stirred for another 5 minutes at 19 °C  
15 and after completion of the addition a white suspension is formed.

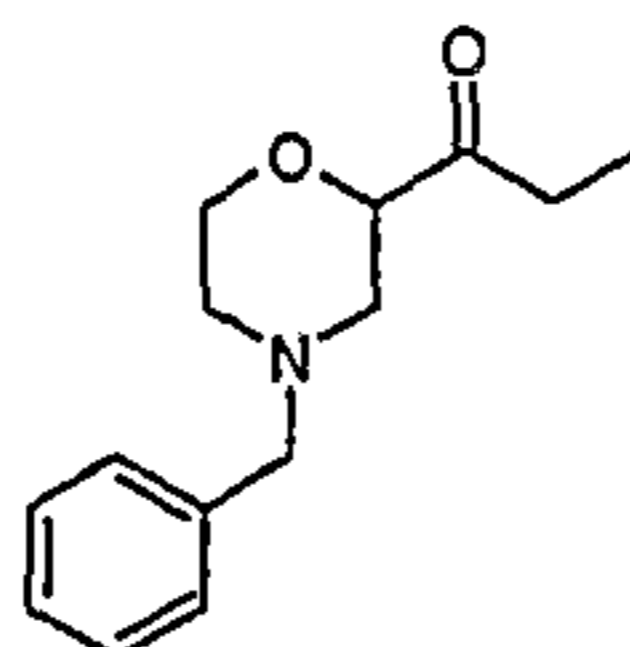
***1-[4-(Phenylmethyl)morpholin-2-yl]ethan-1-one (3)***



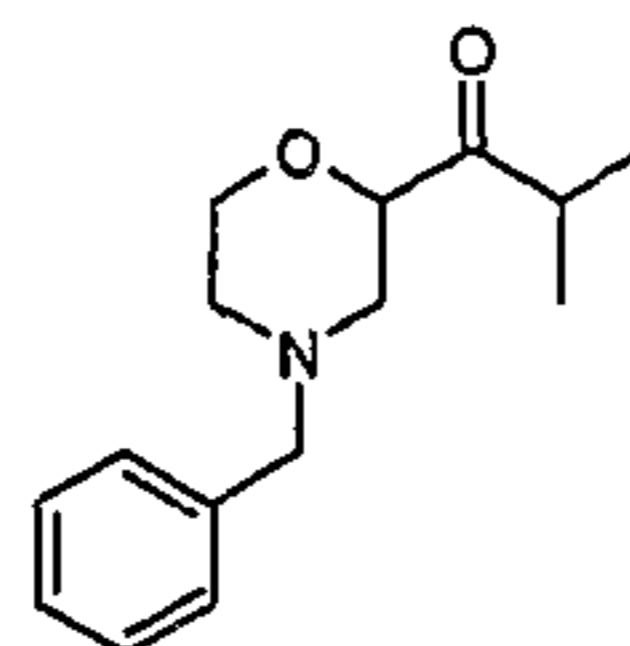
Compound 3 is obtained from 2 (0.730 g, 2.8 mmol) and commercially available (Aldrich) methyl magnesium bromide (1M solution in THF, 3 mL, 3 mmol, 1.1 eq) in anhydrous THF (25 mL) following *General Procedure 1* after purification by automated column chromatography (eluent EtOAc/n-heptane 14/86 –100/0 [v/v]) (0.3 g, 49%). MW 235.33; C<sub>14</sub>H<sub>21</sub>NO<sub>2</sub>. LCMS (6 minute method) m/z 220.1 [M+H]<sup>+</sup>, R<sub>T</sub> 1.55 min.  
20



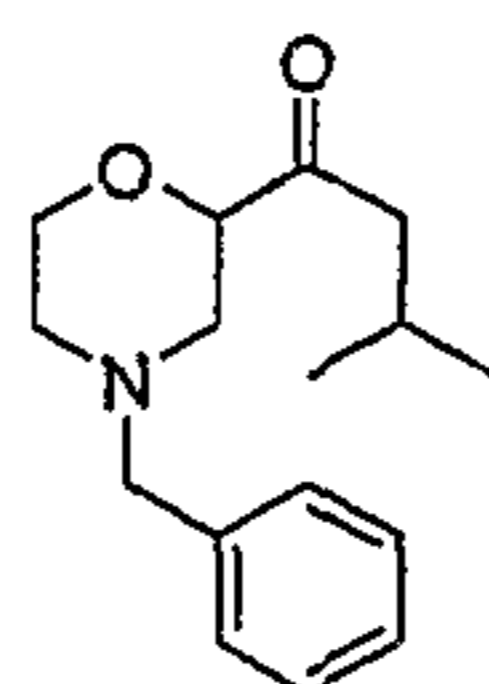
-54-

**1-[4-(Phenylmethyl)morpholin-2-yl]propan-1-one (4)**

Compound 4 is obtained from 2 (0.70 g, 2.65 mmol) and commercially available (Aldrich) ethyl magnesium bromide (2.65 mL, 7.94 mmol, 3 eq) in anhydrous THF (25 mL) following *General Procedure 1* as a yellow oil (583 mg, 89%). MW 249.36; C<sub>15</sub>H<sub>23</sub>NO<sub>2</sub>. LCMS (6 minute method) m/z 234.4 [M+H]<sup>+</sup>, R<sub>T</sub> 1.78 min.

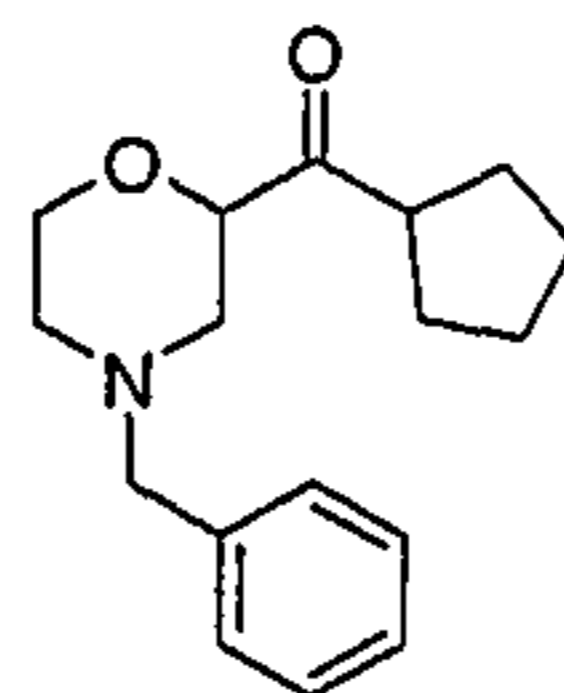
**2-Methyl-1-[4-(phenylmethyl)morpholin-2-yl]propan-1-one (5)**

Compound 5 is obtained from 2 (3.018 g, 11.4 mmol) and commercially available (Aldrich) isopropyl magnesium chloride (2M solution in THF, 17.1 mL, 34.3 mmol, 3 eq) in THF (100 mL), following *General Procedure 1* as a yellow oil (2.68 g, 89%); MW 263.38; C<sub>16</sub>H<sub>25</sub>NO<sub>2</sub>; LCMS (6 minute method): m/z 248.2 [M+H]<sup>+</sup>, R<sub>T</sub> 2.41 min.

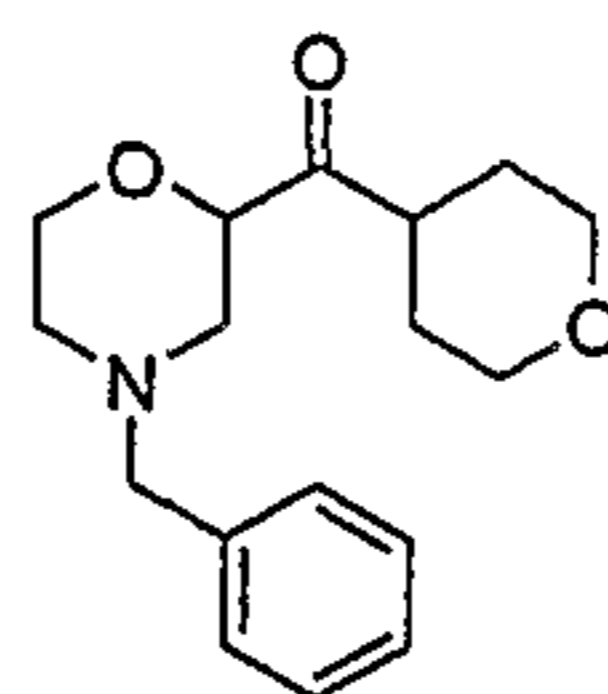
**3-Methyl-1-[4-(phenylmethyl)morpholin-2-yl]butan-1-one (6)**

Compound 6 is prepared from 2 (10 g, 37 mmol) in anhydrous tetrahydrofuran (50 mL) and commercially available (Aldrich) isobutyl magnesium bromide (2M solution in diethyl ether, 56 mmol, 28 mL, 1.5 eq) following *General Procedure 1*. After stirring for 1 hour the reaction is quenched by addition of aqueous hydrochloric acid (150 mL). THF is removed in vacuo and diethyl ether is added after pH adjustment by addition of a saturated sodium bicarbonate solution. The organic phases are combined, dried over magnesium sulphate and the solvent is removed *in vacuo*. 6 is isolated in 80% purity (8.7 g, 67 % with respect to pure product). MW 261.37; C<sub>16</sub>H<sub>23</sub>NO<sub>2</sub>; LCMS: (6 min method) m/z 262.2 [M+H]<sup>+</sup>, R<sub>T</sub> 2.753 min.

-55-

***Cyclopentyl[4-(phenylmethyl)morpholin-2-yl]methanone (7)***

Compound 7 is prepared from 2 (3.36 g, 12.7 mmol) in anhydrous tetrahydrofuran (120 mL) and commercially available (Aldrich) cyclopentyl magnesium bromide (2M solution in diethyl ether, 19.1 mL, 38.2 mmol, 3 eq) following *General Procedure 1* in  
 5 quantitative yield as yellow oil. MW 273.38; C<sub>17</sub>H<sub>23</sub>NO<sub>2</sub>; LCMS (6 min method) m/z 274 [M+H]<sup>+</sup>, R<sub>T</sub> 2.24 min.

***[4-(Phenylmethyl)morpholin-2-yl](tetrahydro-2H-pyran-4-yl)methanone (8)***

10 Compound 8 is obtained from 2 (2.84 g, 10.74 mmol) in anhydrous tetrahydrofuran (30 mL) and 4-tetrahydropyranyl magnesium chloride (Chem. Ber. 98, 1965, 3757) (2M solution in tetrahydrofuran, 6.5 mL, 13 mmol, 1.2 eq) following *General Procedure 1*. After 30 minutes further 4-tetrahydropyranyl magnesium chloride is added (2M solution in diethyl ether, 6.5 mL, 13 mmol, 1 eq.). After stirring for 2 hours the reaction mixture is  
 15 quenched by addition of ammonium chloride solution (30 mL) and ethyl acetate (30 mL). The aqueous layer is re-extracted with ethylacetate (30 mL) and the organic phases are combined, dried over magnesium sulphate and the solvents are removed *in vacuo*. The resulting residue is purified by ion exchange chromatography to give 8 as a yellow oil  
 20 (2.98 g, 96 %). MW 289.38; C<sub>17</sub>H<sub>23</sub>NO<sub>3</sub>; LCMS (6 min method) m/z 290 [M+H]<sup>+</sup>, R<sub>T</sub> 2.20 min.

Alternatively compound 8 may be prepared as follows:

**a) Neutralization of 92**

92 (97 g) is suspended in toluene (485 mL) under mechanical stirring and sodium carbonate (3.68 N, 97 mL, 1.2 equiv) is added. Then, the mixture is diluted with water  
 25 (194 mL) and stirred for 45 mins at room temperature. Then, the biphasic mixture is filtered on Hyflo Super Cel® and transferred to a separatory funnel. The aqueous layer is

-56-

discarded and the organic layer (594.3 g) is concentrated under reduced pressure at 40°C to a mass of 348 g. Toluene is added (150 mL) and the organic layer is concentrated under the same conditions to a mass of 347 g. The free base of compound **92** as a toluene solution is then diluted with anhydrous THF (300 g) and the solution is ready to be added  
5 to the Grignard reagent.

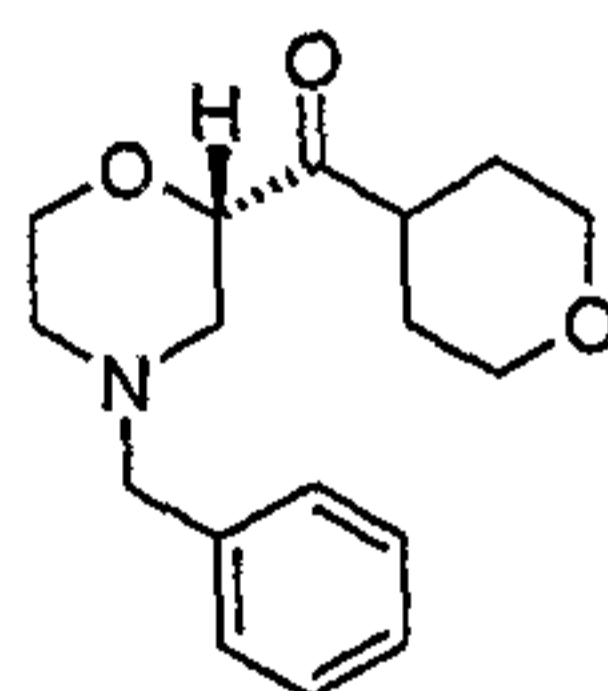
b) Formation of the Grignard reagent

An inerted 3 L 3-necked flask is charged with THF (50 mL) and magnesium turnings (9 g, 0.370 mol, 1.25 equiv.). The mixture is heated to T<sub>mass</sub> = 60°C and iodine (0.150 g) and 4-chlorotetrahydropyran (1 mL) are added. Initiation is observed within 5 minutes.  
10 Then, the mixture is heated to T<sub>mass</sub> = 63-68°C and addition of remaining 4-chlorotetrahydropyran (39.19 mL diluted with 188 mL of THF) is performed over 1 hour keeping T<sub>mass</sub> constant at about 68°C. After 40 minutes of post-agitation, the reaction mixture is allowed to cool to room temperature.

c) Grignard reaction

15 The toluene/THF solution of neutralized **92** is added to the Grignard reagent at 20-25°C over 45 min. The mixture is post-agitated at room temperature for 1h. Then, the reaction mixture is quenched by addition at 0-5°C to an acetic acid/H<sub>2</sub>O mixture (44.3 mL acetic acid and 245 mL H<sub>2</sub>O). The aqueous layer is separated and discarded and the organic layer is washed with H<sub>2</sub>O (60 mL). The aqueous layer is separated and discarded and the  
20 organic layer is washed with 2N NaOH (100 mL). The aqueous layer is separated and discarded and the organic layer is concentrated under reduced pressure at 40°C to 230 g. The residue is taken up with IPA (1 L) and concentrated as described above to yield 230 g of **8** as the free base.

*[4-(Phenylmethyl)morpholin-2-yl](tetrahydro-2H-pyran-4-yl)methanone (8b)*



25

An inerted 6L reactor is charged with THF (242.5 mL), magnesium (54.47 g, 2240mmol) and 5% of the total amount of 4-chlorotetrahydropyran (12.28 mL, 112 mmol). Then, a small amount of methyl iodide (0.5 mL) and one iodine crystal is added. The reaction

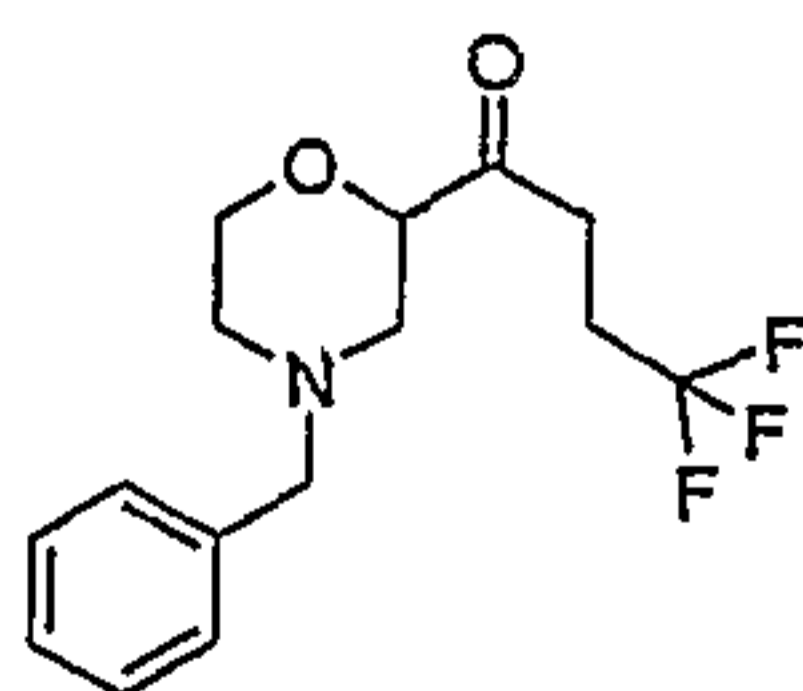
-57-

mixture is stirred and heated up to 64-66°C. After initiation, the remaining 4-chlorotetrahydropyran (233.22 mL, 2127 mmol) diluted in THF (890 mL) is slowly added over 135 mins. The mixture is heated up for 30 additional minutes before being cooled to 0°C. Then, the Weinreb amide **2b** (370 g, 1400 mmol) diluted in THF (2777 mL) is added over 180 mins between 0-4°C and the mixture is stirred for a further 60 mins. Then, acetic acid (48 mL, 0.83 mmol) is added to the mixture followed by a 55/45: v/v: saturated NH<sub>4</sub>Cl/H<sub>2</sub>O mixture (2590 mL) keeping the temperature below 9°C. The organic layer is washed with a 60/40: v/v: saturated NH<sub>4</sub>Cl/H<sub>2</sub>O mixture (500 mL) and, after separation, toluene (1800 mL) and water (1800 mL) is added to the organic solution. Then after extraction, water (1100 mL) is added to the toluene mixture which is basified with 3.68 M Na<sub>2</sub>CO<sub>3</sub>aq (148 mL). The organic layer is dried over MgSO<sub>4</sub>, filtered and concentrated under reduced pressure to dryness to yield compound **8b** as the free base (400.8 g, 98.6% yield).

Alternatively compound **8b** may be prepared as follows:

R-(-)-Mandelic acid (1.65 g, 10.8 mmol) is added to a solution of **8** (3.15 g, 10.8mmol) in isopropanol (20 mL). After 2 min of post-agitation, an homogenous solution is obtained at room temperature. Crystallization begins after 5 min of post-agitation to form an easily stirable suspension. This suspension is post-stirred for 21 hours at room temperature. The solid is filtered and washed with isopropanol (2 mL). The white crystals are dried under vacuum at 40°C over 5 hours to give 1.8g of **8b** R-mandelate with 37.5% yield and 99.2% ee. 0.5N of K<sub>2</sub>CO<sub>3</sub> (2.4 mL, 1.2 mmol) is added dropwise to a stirred suspension of **8b** R-mandelate (500 mg, 1.13 mmol) in toluene (5 mL). A biphasic solution is obtained. The free base **8b** is entirely present in the organic layer, which is separated, concentrated on a rotovap and dried under vacuum at 40°C affording **8b** as an oil with 98% yield.

**5,5,5-Trifluoro-1-[4-(phenylmethyl)morpholin-2-yl]butan-1-one (9)**

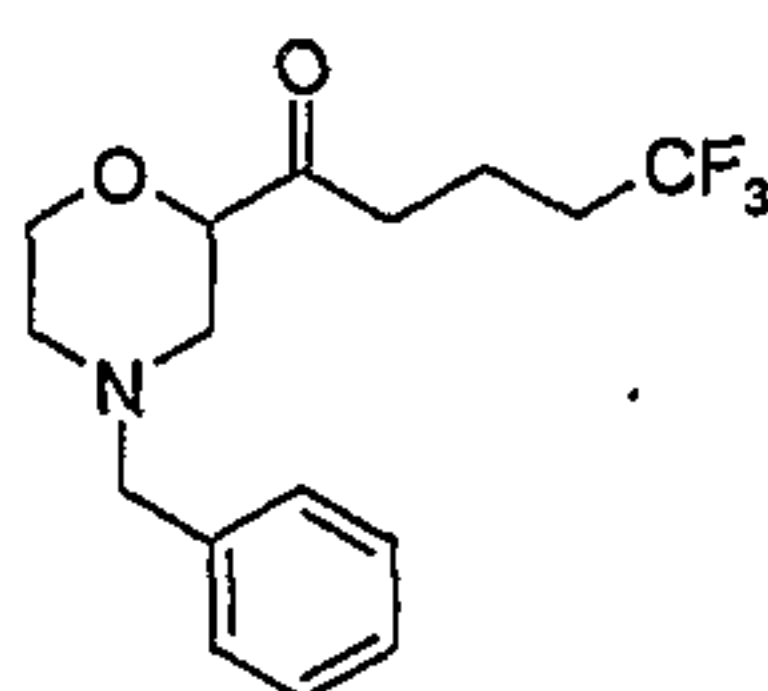


Compound **9** is obtained from **2** (1.38 g, 5.23 mmol) and 3,3,3-trifluoropropyl magnesium bromide (20.9 mL, 10.50 mmol, 2 eq) in dry THF (45 mL) following *General procedure*

-58-

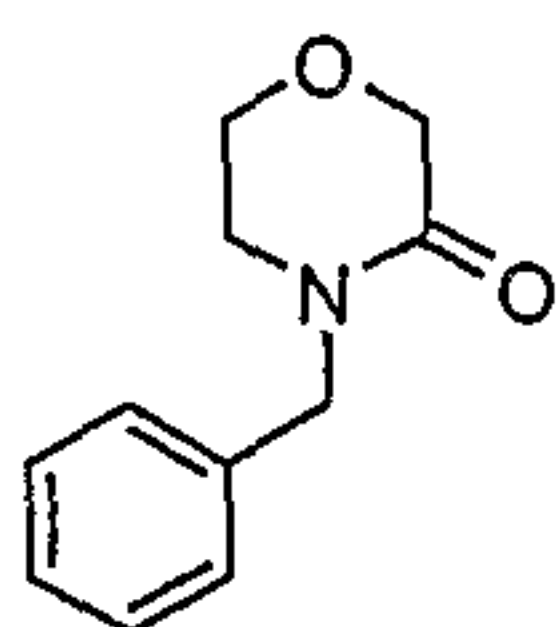
1. 3,3,3-Trifluoropropyl magnesium bromide is obtained from commercially available (Aldrich) 3,3,3-trifluoropropyl bromide following *General Procedure 5*. Purification by ion exchange chromatography gives **9** as an oil (1.24 g, 78.7%). MW 301.31; C<sub>15</sub>H<sub>18</sub>F<sub>3</sub>NO<sub>2</sub>; LCMS (6 minute method): m/z 302.4 [M+H]<sup>+</sup>, R<sub>T</sub> 2.66min.

5 **5,5,5-Trifluoro-1-[4-(phenylmethyl)morpholin-2-yl]pentan-1-one (10)**



Compound **10** is prepared from a solution of **2** (0.717 g, 2.71 mmol) in anhydrous tetrahydrofuran (20 mL) and 4,4,4-trifluorobutyl magnesium bromide (0.5M solution in diethyl ether, 6.5 mL, 3.25 mmol, 1.2eq). 4,4,4-Trifluorobutyl magnesium bromide is  
 10 obtained from commercially available (Aldrich) 4,4,4-trifluorobutyl bromide following *General Procedure 5*. After 30 minutes another 0.3 eq of 4,4,4-trifluorobutyl magnesium bromide are added (0.5M solution in diethyl ether, 2.5 mL). After stirring for 2 hours the solvents are removed *in vacuo* and water (20 mL) and ethyl acetate (30 mL) are added to the residue. The organic phase is washed with brine, dried over magnesium sulphate and  
 15 the solvent is removed *in vacuo* to give **10** as clear oil (0.985 g). **10** is taken onto the next step without further purification. MW 315.34; C<sub>16</sub>H<sub>20</sub>NO<sub>2</sub>F<sub>3</sub>; LCMS: (6 min method) m/z 316 [M+H]<sup>+</sup>, R<sub>T</sub> 2.9min.

**4-Benzylmorpholin-3-one**

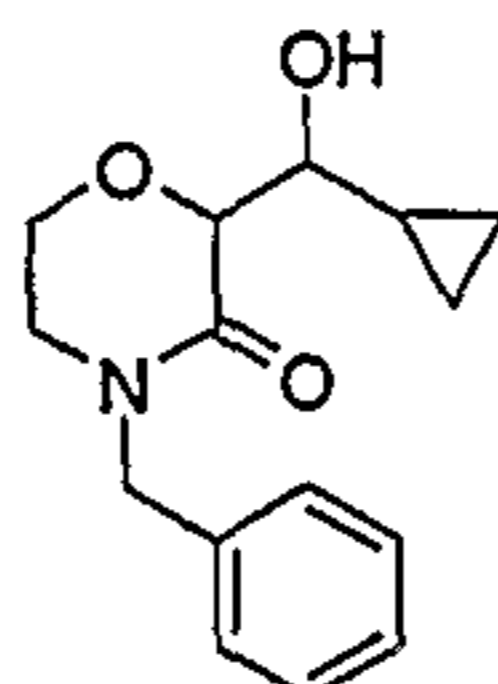


20 A solution of *N*-benzyl-*N*-(2-hydroxyethyl) chloroacetamide (627.7 g, 2.76 mol) in *tert*-butanol (0.9 L) is stirred under nitrogen while warming to 25-30°C. Potassium *tert*-butoxide (2.897 L of a 1M solution in *tert*-butanol, 2.90 mol, 1.05 eq) is added over 2 hours. The reaction mixture is then stirred at room temperature for 90 minutes. Ice-cold water (6 L) is added and the resultant cloudy solution extracted with ethyl acetate. The  
 25 combined organic layers are washed with brine, dried over magnesium sulphate and evaporated *in vacuo* to give a light brown oil (441 g, 84%), which is used in the next

-59-

stage without further purification; MW 191.23; C<sub>11</sub>H<sub>13</sub>NO<sub>2</sub>; <sup>1</sup>H NMR (CDCl<sub>3</sub>): 7.29-7.40 (5H, m), 4.67 (2H, s), 4.28 (2H, s), 3.87 (2H, t, 5 Hz), 3.31 (2H, t, 5 Hz); LCMS: (12 min method) m/z 192 [M+H]<sup>+</sup> R<sub>T</sub> 1.00 min.

**4-Benzyl-2-(cyclopropyl-hydroxy-methyl)-morpholin-3-one (75)**



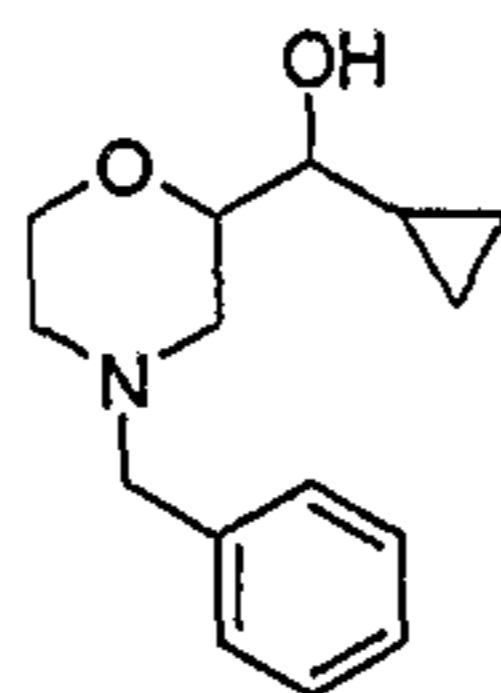
5

To a solution of 4-benzyl-morpholin-3-one (9.5 g, 50 mmol) in THF (200 mL) is added lithium diisopropylamide (2M solution in THF, 27 mL, 54 mmol, 1.1 eq) dropwise over 20 minutes at -78°C followed by slow addition of cyclopropyl methylaldehyde (3.85 mL, 55 mmol, 1.1 eq). After stirring at -78°C for one hour the reaction mixture is allowed to warm to room temperature and stirred for another 6 hours. The reaction is quenched by addition of EtOAc and brine. The aqueous layer is extracted with EtOAc, the combined organic layers are dried over magnesium sulphate and reduced *in vacuo*. Purification using automated column chromatography (DCM/MeOH, 100/0 to 85/15 [v/v]) gives **75** in 70% purity with 4-benzyl-morpholin-3-one as the major impurity. This product is directly used in the next step. MW 261.32; C<sub>15</sub>H<sub>19</sub>NO<sub>3</sub>; LCMS (6 min method) m/z 261.32 [M+H]<sup>+</sup>, R<sub>T</sub> 2.23

10

15

**(4-Benzyl-morpholin-2-yl)-cyclopropyl-methanol (76)**

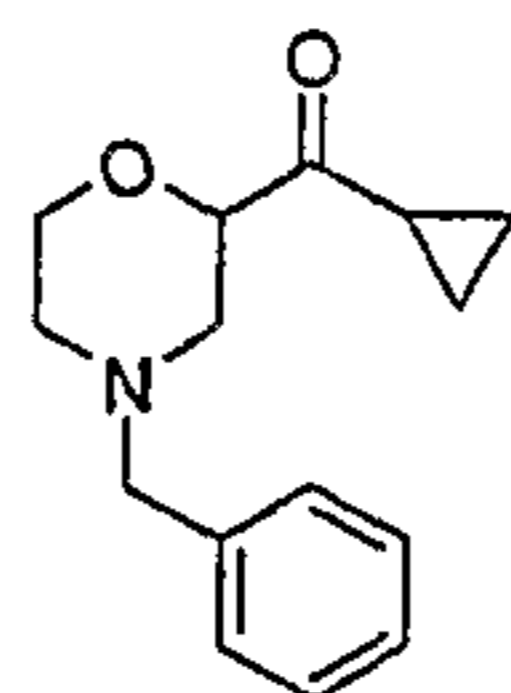


20

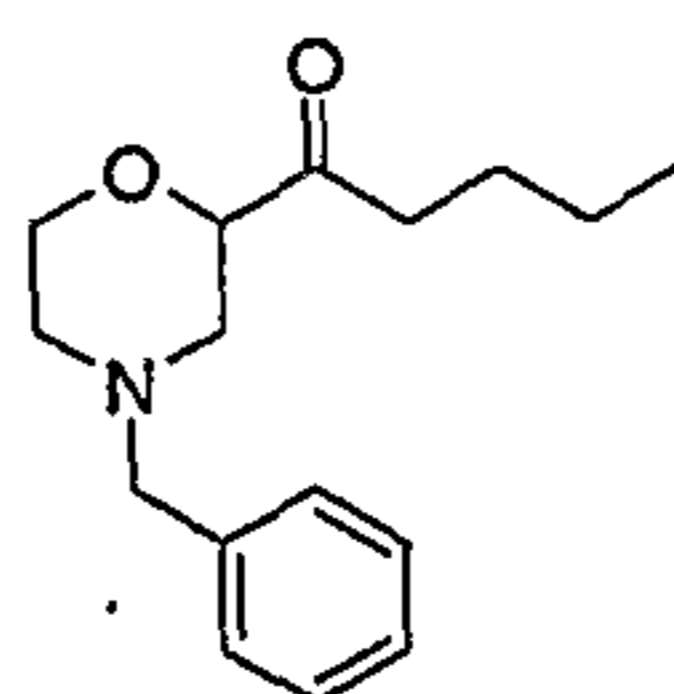
25

Borane-THF complex (1M solution in THF, 30 mL, 30 mmol, 4.1 eq) is added slowly to a solution of **75** (1.9 g, 7.3 mmol) in THF (100 mL). The reaction is heated to 60°C. After 24 hours MeOH and hydrochloric acid (2M, excess) are added and the resulting mixture heated for one hour at the same temperature. After careful addition of saturated NaHCO<sub>3</sub> solution and EtOAc the aqueous layer is extracted with EtOAc. The combined organic layers are washed with brine, dried over magnesium sulphate and the solvent is removed *in vacuo*. Purification by ion exchange chromatography gives **76** (1.1 g, 61%). MW 247.34; C<sub>15</sub>H<sub>21</sub>NO<sub>2</sub>; LCMS (6 min method) m/z 248 [M+H]<sup>+</sup>, R<sub>T</sub> 2.48 min.

-60-

**Cyclopropyl[4-(phenylmethyl)morpholin-2-yl]methanone (77)**

A solution of dimethylsulphoxide (0.69 mL, 9.7 mmol, 2.2 eq) in DCM (4.5 mL) is slowly added to a solution of oxalyl chloride (2.43 mL, 4.85 mmol, 1.1 eq) in DCM (2.5 mL) followed by a solution of **76** (1.09 g, 4.41 mmol) in DCM (0.7 mL) under nitrogen at -60°C. After stirring for 15 minutes, triethylamine (3.14 mL, 22.1 mmol, 5 eq) is added and stirring continues for 15 minutes. After addition of water, the layers are separated. The aqueous layer is washed with DCM. The combined organic layers are washed with brine, dried over magnesium sulphate and the solvent is removed in vacuo. Purification using automated column chromatography (EtOAc/n-hexane, 20/80 to -50/50 [v/v]) gives **77** as a yellow oil (0.69 g, 64%). MW 245.32; C<sub>15</sub>H<sub>19</sub>NO<sub>2</sub>; LCMS (6 min method) m/z 246.3 [M+H]<sup>+</sup>, R<sub>T</sub> 1.095 min.

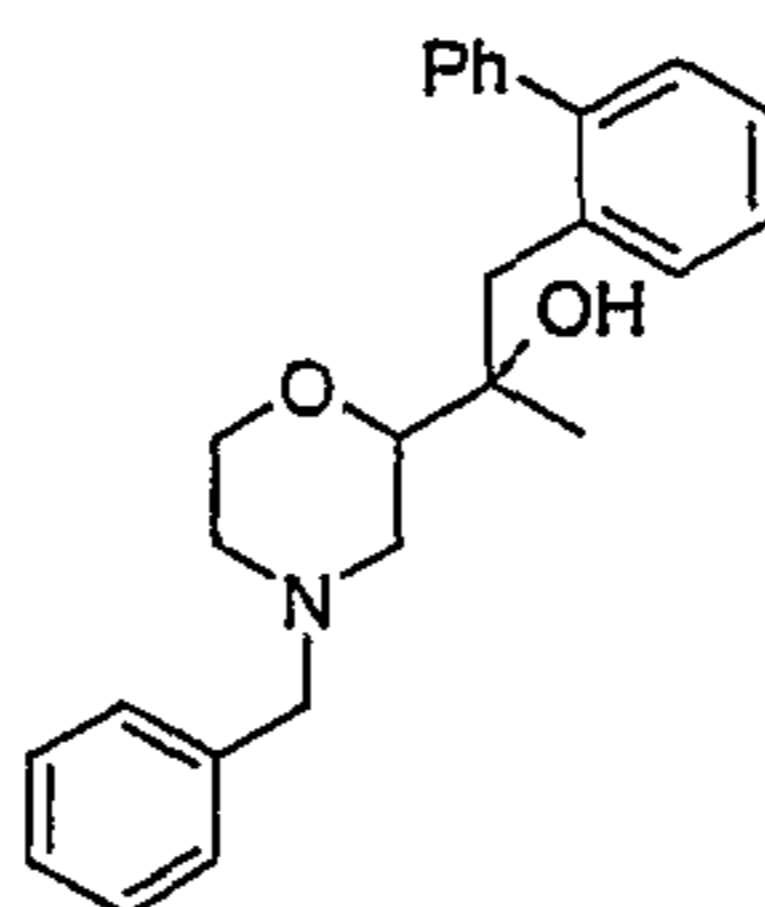
**1-(4-Benzyl-morpholin-2-yl)-pentan-1-one (82)**

Compound **82** is prepared from **2** (0.87 g, 3.28 mmol) in anhydrous tetrahydrofuran (30 mL) and commercially available (Aldrich) n-butyl magnesium bromide (2M solution in THF, 5 mmol, 2.5 mL, 1.5 eq) following *General Procedure 1*. After stirring for 1 hour further n-butyl magnesium bromide (2M solution in THF, 1.6 mmol, 0.8 mL) is added and stirring continued for 30 minutes. The reaction is quenched by addition of ammonium chloride solution (30 mL) followed by EtOAc. The organic phases are combined, dried over magnesium sulphate and the solvent is removed *in vacuo* to give **82** (0.82 g, 96%). MW 261.37; C<sub>16</sub>H<sub>23</sub>NO<sub>2</sub>; LCMS (6 minute method): m/z 262.4 [M+H]<sup>+</sup>, R<sub>T</sub> 2.34 min.

-61-

**Example 1: Preparation of 1-[1,1'-biphenyl]-2-yl-2-morpholin-2-ylpropan-2-ol hydrochloride (12)**

***1-[1,1'-Biphenyl]-2-yl-2-[4-(phenylmethyl)morpholin-2-ylpropan-2-ol (11)***



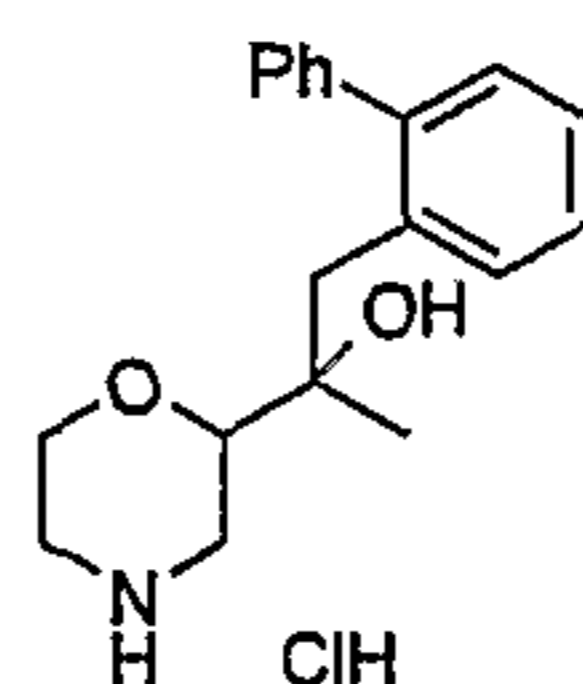
5

Compound **11** is prepared from 2-phenylbenzyl magnesium bromide (0.25M solution in diethyl ether, 5.5 mL, 1.38 mmol) and **3** (275 mg, 1.25 mmol) in anhydrous THF (7 mL) following *General Procedure 2*. 2-Phenylbenzyl magnesium bromide is obtained from commercially available (Aldrich) 2-phenylbenzyl bromide following *General Procedure*

10 5. Further equivalents of 2-phenylbenzyl magnesium bromide (10 mL, 2.5 mmol) are added before quenching the reaction with ice water (7 mL). **11** is obtained as an oil in 75% purity after ion exchange (5 g column) chromatography and automated column chromatography (EtOAc/n-heptane 0/100 to 50/50 [v/v]) and taken onto the next step without further purification (0.23 g isolated material). MW 387.53; C<sub>26</sub>H<sub>29</sub>NO<sub>2</sub>; LCMS (6

15 minute method): m/z 388.2 [M+H]<sup>+</sup>, R<sub>T</sub> 3.37 min.

***1-[1,1'-Biphenyl]-2-yl-2-morpholin-2-ylpropan-2-ol hydrochloride (12)***



**12** is obtained from **11** (204 mg, 0.53 mmol), α-chloroethyl chloroformate (0.23 mL, 2.11 mmol) and polymer-supported Hünig's base (296 mg, 1.05 mmol) in DCM (5 mL) following *General Procedure 3*. Purification using ion exchange chromatography, followed by preparative LCMS and conversion into the hydrochloride salt following *General Procedure 4* gives **12** as a foam (102 mg, 65%). MW 297.36; C<sub>19</sub>H<sub>23</sub>NO<sub>2</sub>.HCl; <sup>1</sup>H NMR (CD<sub>3</sub>OD) δ 7.15-7.39 (8H, m), 7.07-7.11 (1H, m), 3.97 (1H, dd, 3.0 Hz, 13.0 Hz), 3.56-3.65 (1H, m), 3.20-3.25 (1H, m), 3.08 (2H, t, 12.5 Hz), 2.82-2.99 (4H, m), 0.60

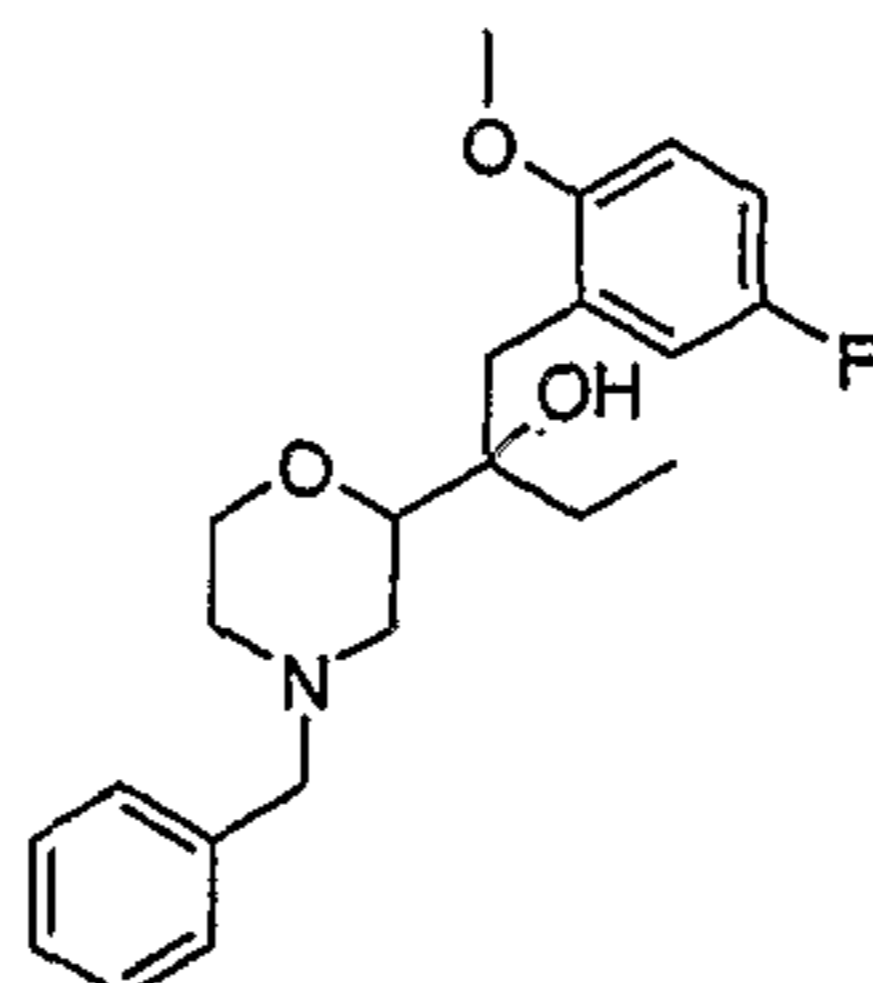
25 (3H, s); LCMS (12 minute method): m/z 298.2 [M-HCl+H]<sup>+</sup>, R<sub>T</sub> 4.38 min.



-62-

**Example 2: Preparation of 1-[5-fluoro-2-(methoxy)phenyl]-2-morpholin-2-ylbutan-2-ol hydrochloride (14)**

***1-[5-Fluoro-2-(methoxy)phenyl]-2-[4-(phenylmethyl)morpholin-2-yl]butan-2-ol (13)***

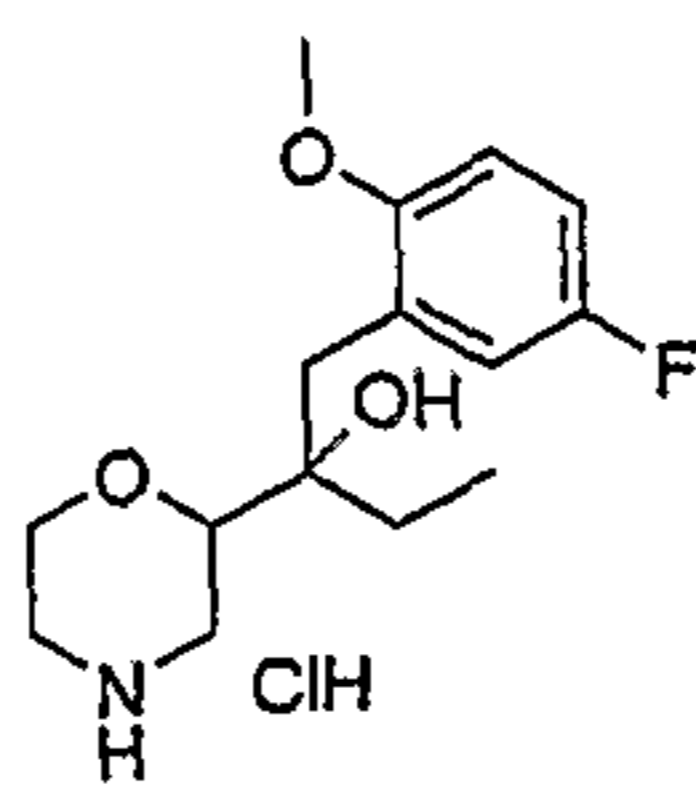


5

Compound **13** is obtained from **4** (583 mg, 2.5 mmol) and 2-methoxy-5-fluorobenzyl magnesium bromide (5.5 mL, 2.75 mmol, 1.1 eq) in anhydrous THF (15 mL) following *General Procedure 2*. Further equivalents of 2-methoxy-5-fluorobenzyl magnesium bromide (2M solution in diethyl ether, 10 mL, 5.0 mmol) are added after 30 min and the mixture is warmed to room temperature and left to stir over night. After purification by ion exchange chromatography **13** is obtained as a yellow oil in 67% purity (702 mg). The compound is taken over to the next step without further purification. MW 373.47; C<sub>22</sub>H<sub>28</sub>FNO<sub>3</sub>; LCMS (6 minute method) m/z 374.2 [M+H]<sup>+</sup>, R<sub>T</sub> 3.17 min.

10

***1-[5-Fluoro-2-(methoxy)phenyl]-2-morpholin-2-ylbutan-2-ol hydrochloride (14)***



15

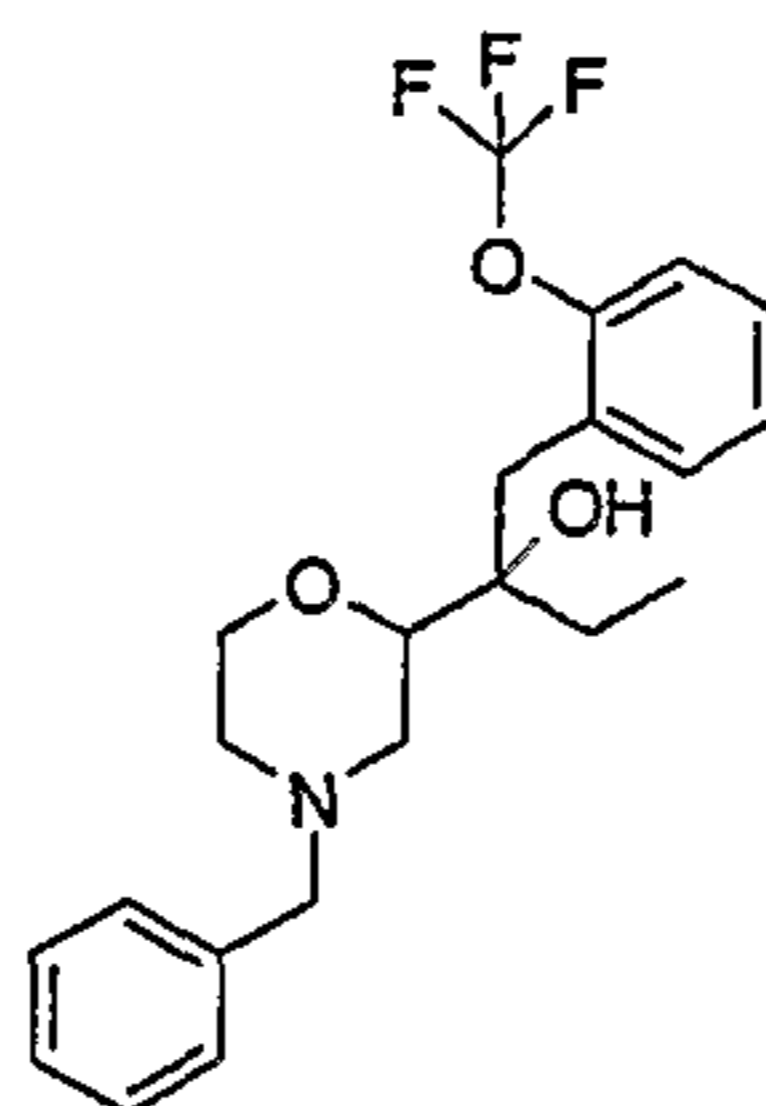
**14** is obtained from **13** (717 mg, 1.92 mmol), α-chloroethyl chloroformate (0.83 mL, 3.84 mmol, 4 eq) and polymer-supported Hünig's base (1.08 g, 3.84 mmol, 2eq) in DCM (17 mL) following *General Procedure 3*. Purification by ion exchange chromatography followed by preparative LCMS and conversion into the hydrochloride salt following *General Procedure 4* gives **14** as a solid (185 mg, 30%). MW 319.81; C<sub>15</sub>H<sub>22</sub>FNO<sub>3</sub>.HCl; <sup>1</sup>H NMR (CD<sub>3</sub>OD) δ 6.94 (1H, dt, 1.5 Hz, 9 Hz), 6.81-6.84 (2H, m), 4.07 (1H, dd, 3.5, 13 Hz), 3.67-3.76 (4H, m), 3.56 (1H, dd, 2.5 Hz, 11 Hz), 3.33 (1H, m), 3.14-3.25 (1H, m), 3.00-3.08 (2H, m), 2.84 (2H, , 14 Hz), 1.37-1.51 (1H, m), 1.05-1.19 (1H, m), 0.82 (3H, t, 7.5 Hz); LCMS (12 minute method): m/z 284.1 [M-HCl+H]<sup>+</sup>, R<sub>T</sub> 3.76 min.

20

-63-

**Example 3: Preparation of 2-morpholin-2-yl-1-{2-[(trifluoromethyl)oxy]phenyl}butan-2-ol hydrochloride (16)**

***2-[4-(Phenylmethyl)morpholin-2-yl]-1-{2-[(trifluoromethyl)oxy]phenyl}butan-2-ol (15)***

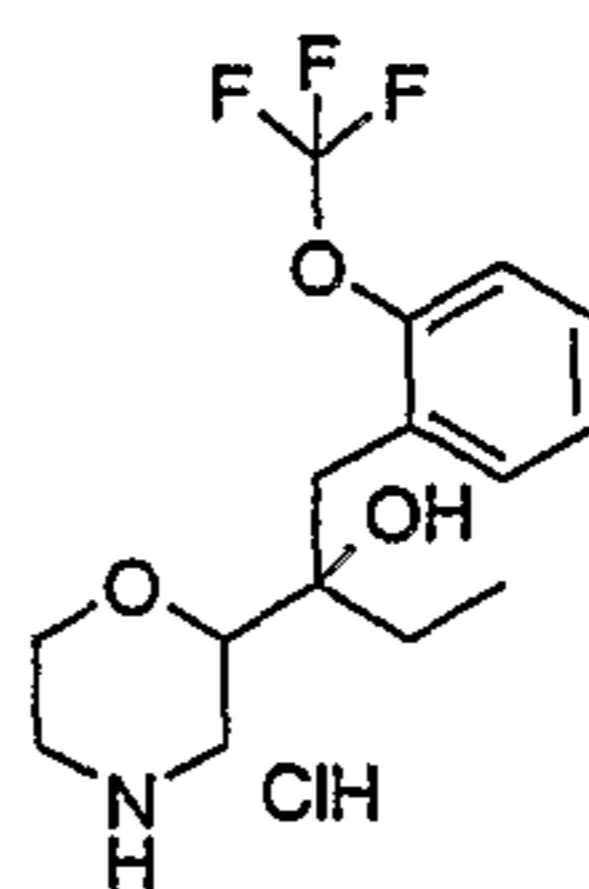


5

Compound **15** is obtained from **4** (1.1 g, 4.71 mmol) and commercially available (Fluorochem) 2-trifluoromethoxy benzyl magnesium bromide (10.4 mL, 5.19 mmol, 1.1eq) in anhydrous THF (31 mL) following *General Procedure 2*. After 30 minutes further equivalents of 2-trifluoromethoxy benzyl magnesium bromide are added (0.5M solution in diethyl ether, 4.71 mL, 2.36 mmol). Purification by ion exchange chromatography gives **15** as an oil (1.88 g, 98%). MW 409.45; C<sub>22</sub>H<sub>26</sub>F<sub>3</sub>NO<sub>3</sub>; LCMS (6 minute method): m/z 410.4 [M+H]<sup>+</sup>, R<sub>T</sub> 3.28 min.

10

***2-Morpholin-2-yl-1-{2-[(trifluoromethyl)oxy]phenyl}butan-2-ol hydrochloride (16)***



15

**16** is obtained from **15** (1.88 g, 4.59 mmol), α-chloroethyl chloroformate (1.98 mL, 18.4 mmol) and polymer-supported Hünig's base (2.58 g, 9.18 mmol) in DCM (40 mL) following *General Procedure 3*. Purification using ion exchange chromatography followed by automated column chromatography (eluent, MeOH/DCM 0/100 to 20/80 [v/v]) and conversion to the hydrochloride salt following *General Procedure 4* gives **16** (258.5 mg, 17%) as a white solid. MW 319.33; C<sub>15</sub>H<sub>20</sub>F<sub>3</sub>NO<sub>3</sub>.HCl; <sup>1</sup>H NMR (CD<sub>3</sub>OD) - δ 7.53 (1H, dd, 2 Hz, 7.5 Hz), 7.27-7.38 (3H, m), 4.20 (1H, dd, 3.5 Hz, 13 Hz), 3.85 (1H, td, 3 Hz, 13 Hz), 3.70 (1H, dd, 2 Hz, 11 Hz), 3.44 (1H, d, 13 Hz), 3.27-3.34 (1H, m), 3.12-3.22 (2H, m), 3.07 (1H, d, 14 Hz), 2.96 (1H, d, 14 Hz), 1.55 (1H, sextet, 7.5 Hz),

20

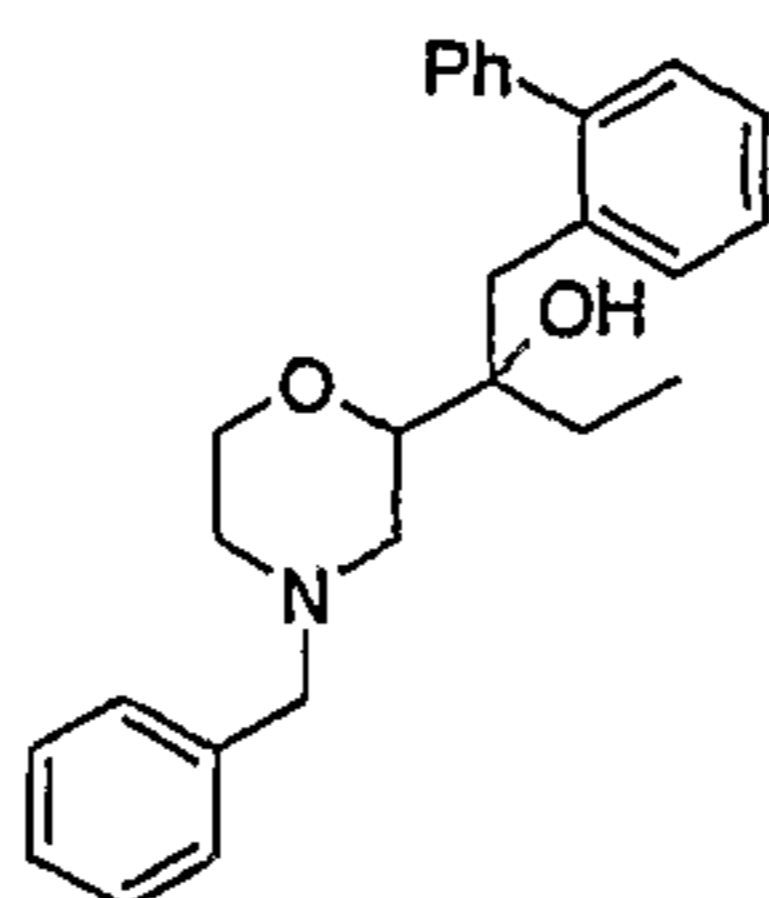
-64-

1.26 (1H, sextet, 7.5 Hz), 0.93 (3H, t, 7.5 Hz). LCMS (12 minute method): m/z 320.4 [M-HCl+H]<sup>+</sup>, R<sub>T</sub> 2.77 min.

**Example 4: Preparation of 1-[1,1'-biphenyl]-2-yl-2-morpholin-2-ylbutan-2-ol**

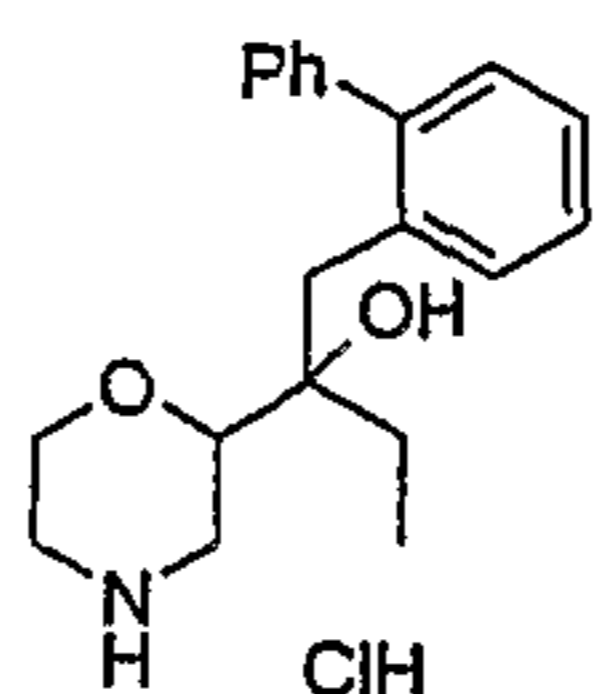
5 **hydrochloride (18)**

***1-[1,1'-Biphenyl]-2-yl-2-[4-(phenylmethyl)morpholin-2-yl]butan-2-ol (17)***



Compound 17 is obtained from 3 (601 mg, 2.58 mmol) and 2-phenylbenzyl magnesium bromide (0.25M solution in diethyl ether, 11.5 mL, 2.84 mmol) in anhydrous THF (15 mL) following *General Procedure 2*. 2-Phenylbenzyl magnesium bromide is prepared from commercially available (Aldrich) 2-phenylbenzyl bromide following *General Procedure 5*. Further equivalents of 2-phenylbenzyl magnesium bromide (10.32 mL, 2.58 mmol) are added. Purification by ion exchange chromatography followed by automated column chromatography (eluent, EtOAc/n-heptane 0/100 to 50/50 [v/v]) gives 17 (705 mg, 68%) as a colourless oil in 91% purity which is directly used in the next step. MW 401.55; C<sub>27</sub>H<sub>31</sub>NO<sub>2</sub>; LCMS (6 minute method): m/z 402.2 [M+H]<sup>+</sup>, R<sub>T</sub> 3.56 min

***1-[1,1'-Biphenyl]-2-yl-2-morpholin-2-ylbutan-2-ol hydrochloride (18)***



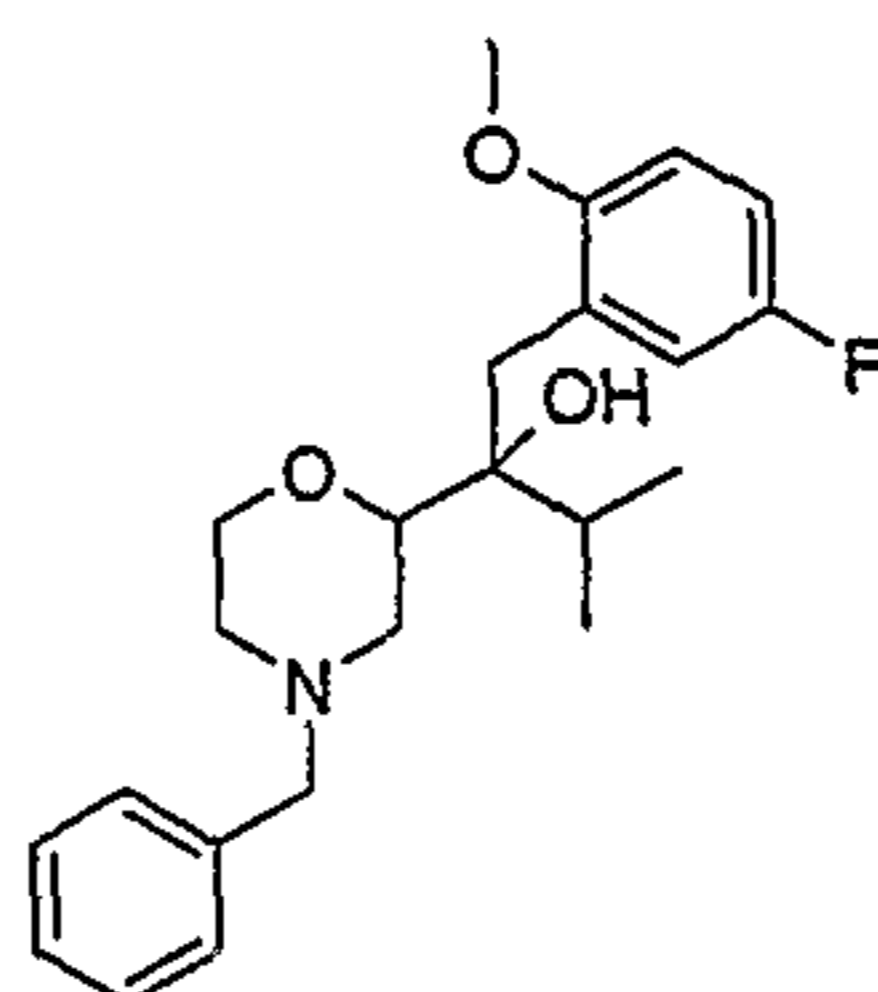
18 is obtained from 17 (705 mg, 1.76 mmol), α-chloroethyl chloroformate (0.76 mL, 7.02 mmol) and polymer-supported Hünig's base (988 g, 3.52 mmol) in DCM (15 mL) following *General Procedure 3*. Purification by ion exchange chromatography followed by automated column chromatography (eluent, MeOH/DCM 5/95 to 20/80 [v/v]) and conversion into the hydrochloride salt following *General Procedure 4* gives 18 (0.37 g, 62%) as a yellow foam. MW 347.82; C<sub>20</sub>H<sub>25</sub>NO<sub>2</sub>.HCl; <sup>1</sup>H NMR (CD<sub>3</sub>OD) δ 7.43-7.46 (1H, m), 7.29-7.34 (3H, m), 7.14-7.25 (5H, m), 7.06-7.11 (1H, m), 3.94 (1H, dd, 3.5 Hz,

-65-

13 Hz), 3.55-3.64 (1H, m), 3.37 (1H, dd, 1.5 Hz, 11 Hz), 3.09 (2H, d, 12.5 Hz), 2.80-2.99 (4H, m), 1.11-1.23 (1H, m), 0.91 (1H, m), 0.38 (3H, t, 7.5 Hz). LCMS (12 minute method): m/z 312.1 [M-HCl+H]<sup>+</sup>, R<sub>T</sub> 4.67 min.

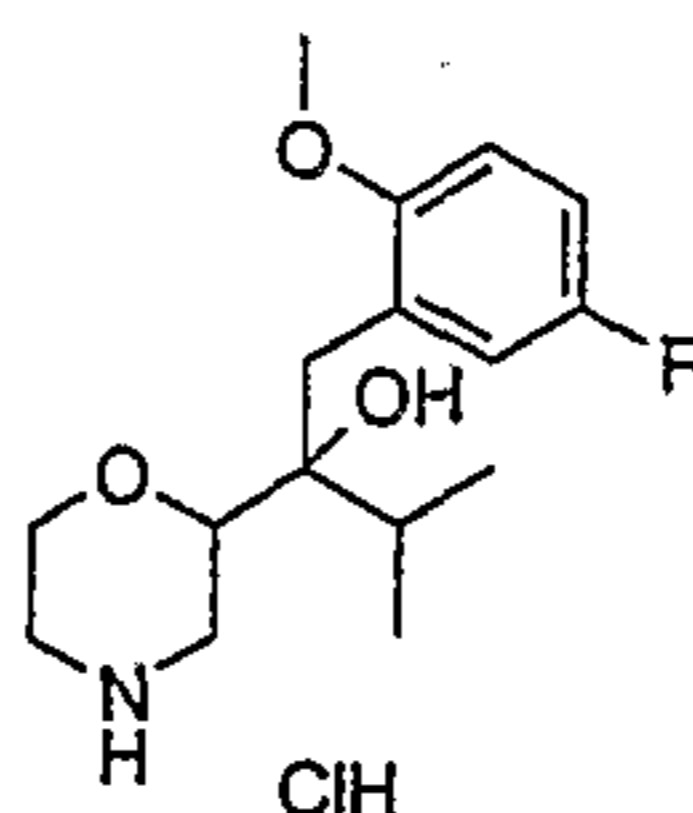
5 **Example 5: Preparation of 1-[5-fluoro-2-(methoxy)phenyl]-3-methyl-2-morpholin-2-ylbutan-2-ol hydrochloride (20)**

*1-[5-Fluoro-2-(methoxy)phenyl]-3-methyl-2-[4-(phenylmethyl)morpholin-2-yl]butan-2-ol (19)*



- 10 Compound **19** is obtained from **5** (0.7 g, 2.83 mmol) and 2-methoxy-5-fluoro-benzyl magnesium bromide (6.2 mL, 3.11 mmol, 1.1eq) in anhydrous THF (15 mL  
1) following *General Procedure 2*. Further equivalents of 2-methoxy-5-fluoro-benzyl magnesium bromide (8.49 mL, 4.25 mmol) are added and mixture is warmed to room temperature and left stirring overnight. Purification using automated column  
15 chromatography (eluent, n-heptane/EtOAc 100/0 to 75/25 [v/v]) gives **19** (0.53 g, 48%). MW 387.5; C<sub>23</sub>H<sub>30</sub>FNO<sub>3</sub>; LCMS (6 minute method): m/z 388.2 [M+H]<sup>+</sup>, R<sub>T</sub> 3.21 min.

*1-[5-fluoro-2-(methoxy)phenyl]-3-methyl-2-morpholin-2-ylbutan-2- hydrochloride (20)*



- 20 **20** is obtained from **19** (523 mg, 1.35 mmol), α-chloroethyl chloroformate (0.58 mL, 5.40 mmol, 4 eq) and PS-DIEA (0.76 g, 2.70 mmol, 2 eq) in DCM (10 mL) following *General Procedure 4*. Purification by ion exchange chromatography and conversion to the hydrochloride salt following *General Procedure 4* gives **20** as an off-white solid

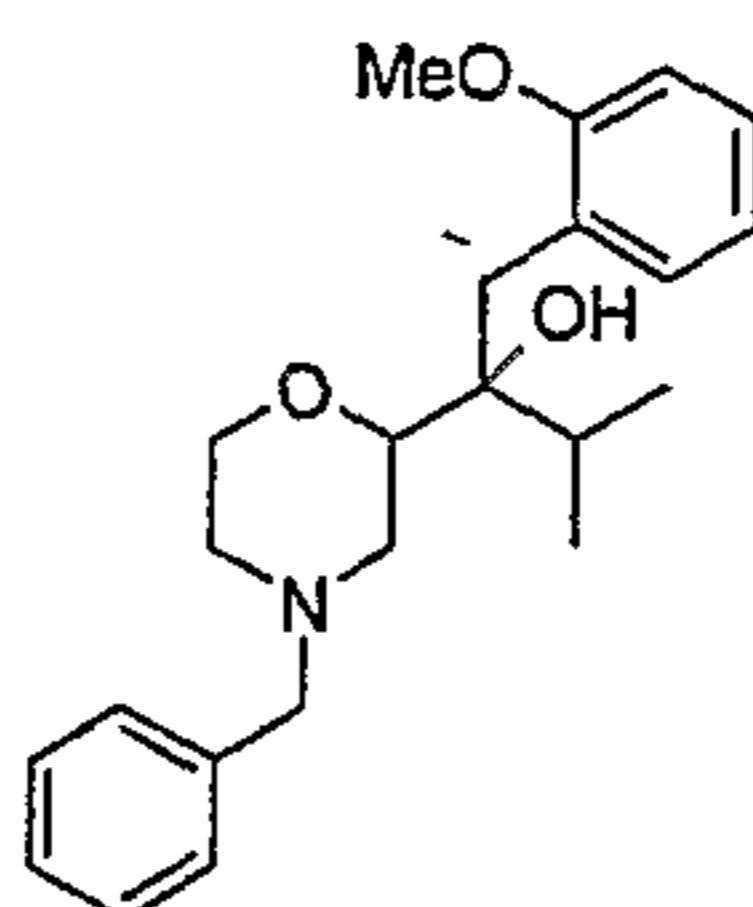
-66-

(0.26g, 58%). MW 333.83; C<sub>16</sub>H<sub>24</sub>FNO<sub>3</sub>. HCl; <sup>1</sup>H NMR (CD<sub>3</sub>OD) δ 7.10 (1H, d, 9.5 Hz), 6.94 (2H, d, 6 Hz), 4.07 (1H, dd, 3.5 Hz, 13 Hz), 3.71-3.88 (5H, m), 3.21-3.47 (2H, m), 2.99-3.11 (4H, m), 1.8 (1H, septet, 7 Hz), 1.04 (3H, d, 7 Hz), 0.94 (3H, d, 7.0 Hz); LCMS (12 minute method): m/z 298 [M-HCl+H]<sup>+</sup>, R<sub>T</sub> 4.29 min.

5

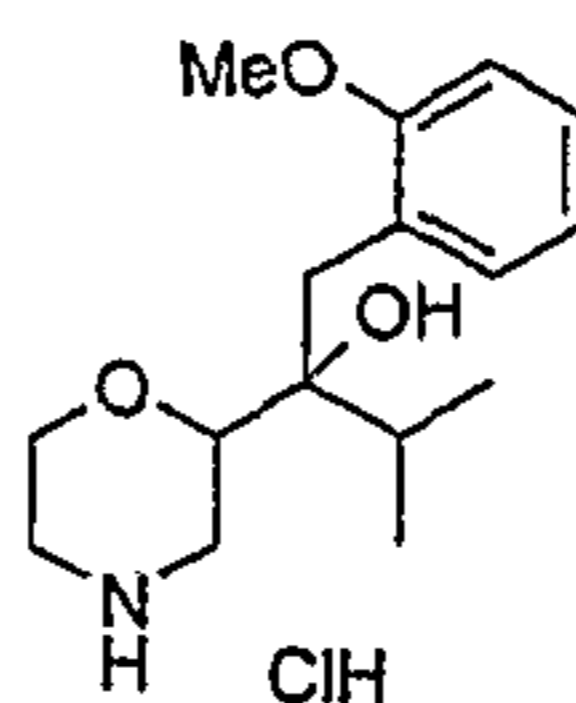
**Example 6: Preparation of 3-methyl-1-[2-methoxy)phenyl]-2-morpholin-2-ylbutan-2-ol hydrochloride (22)**

***2-(4-Benzyl-morpholin-2-yl)-1-(2-methoxy-phenyl)-3-methyl-butan-2-ol (21)***



- 10 Compound **21** is obtained from **5** (1.5 g, 6.06 mmol) and 2-methoxy benzyl magnesium bromide (available from Rieke-Metals) (0.25M solution in THF, 33.9 mL, 8.49 mmol) in anhydrous THF (30 mL) following *General Procedure 1*. Purification by column chromatography (eluent, EtOAc/n-heptane 0/100 to 40/60 [v/v]) gives **21** as colourless oil (1.45 g, 84%). MW 369.51; C<sub>23</sub>H<sub>31</sub>NO<sub>3</sub>.HCl; LCMS (6 minute method): m/z 370.2 [M-HCl+H]<sup>+</sup>, R<sub>T</sub> 2.77 min.
- 15

***3-Methyl-1-[2-methoxy)phenyl]-2-morpholin-2-ylbutan-2-ol hydrochloride (22)***



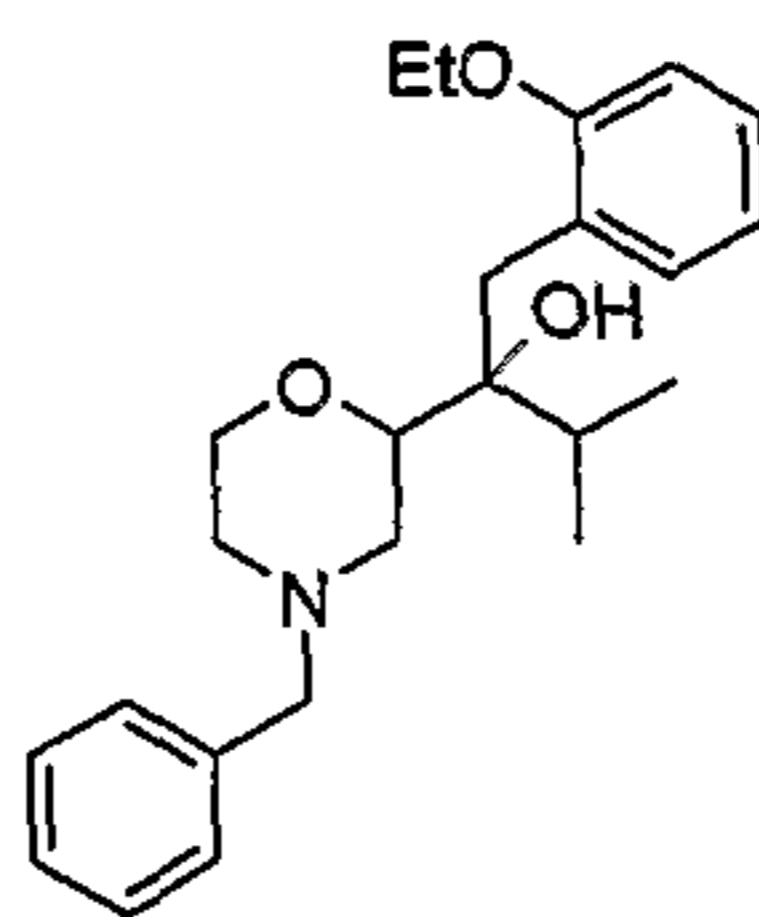
- 22** is obtained from **21** (1.24 g, 3.37 mmol), α-chloroethyl chloroformate (3.63 mL, 33.7 mmol) and polymer-supported Hünig's base (4.72 g, 16.8 mmol) in DCM (45 mL) following *General Procedure 3*. Purification using ion exchange chromatography followed by chiral preparative HPLC (n-Heptane EtOH: DEA 85:15:0.2 gradient, chiralcel-OD) gives two enantiomers the first eluting enantiomer (R<sub>T</sub> 9.5 min), and the second eluting enantiomer (R<sub>T</sub> 11.41 min). The two enantiomers are converted to their respective hydrochloride salts **22a** (146 mg) and **22b** (138 mg) and obtained as white
- 20

-67-

solids (28% overall combined yield). MW 315.84; C<sub>16</sub>H<sub>25</sub>NO<sub>3</sub>.HCl; <sup>1</sup>H NMR (CD<sub>3</sub>OD) δ 7.22-7.34 (2H, m), 6.85-6.95 (2H, m), 4.08 (1H, dd, 3.6 Hz, 12.8 Hz), 3.86-3.9 (4H, m), 3.77 (1H, td, 2.45 Hz, 12.4 Hz), 3.22-3.28 (1H, m), 3.24 (1H, d, 12.8 Hz), 2.95-3.11 (4H, m), 1.83 (1H, septet, 6.8 Hz), 1.16 (3H, d, 7.0 Hz), 0.95 (3H, d, 7.0 Hz); LCMS (12  
5 minute method): m/z 280.2 [M-HCl+H]<sup>+</sup>, R<sub>T</sub> 4.05 min.

**Example 7: Preparation of 1-[2-ethoxy)phenyl]-3-methyl-2-morpholin-2-ylbutan-2-ol hydrochloride (24)**

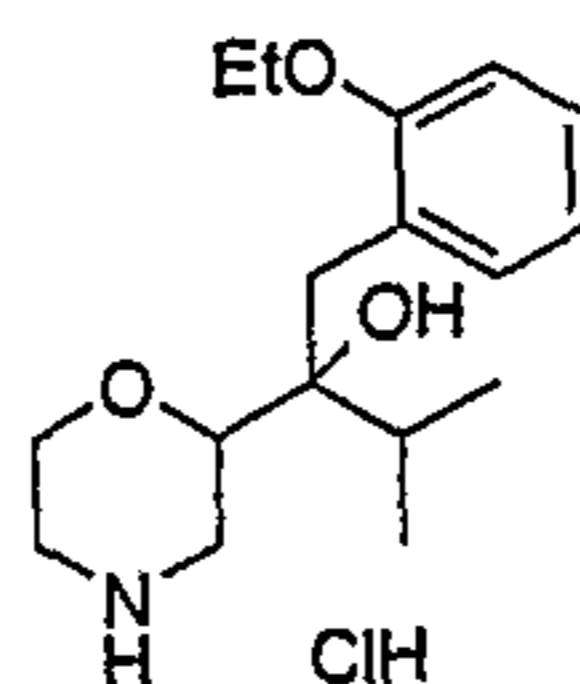
***1-[2-Ethoxy)phenyl]-3-methyl-2-[4-phenylmethyl)morpholin-2-ylbutan-2-ol (23)***



10

Compound **23** is obtained from **5** (1.5 g, 6.06 mmol) and 2-ethoxybenzyl magnesium chloride (available from Rieke-Metals) (0.25M solution in THF, 34 mL, 8.49 mmol) in anhydrous THF (30 mL) following *General Procedure 2*. After repeated purification by automated column chromatography (1 eluent MeOH/ DCM 0/100 to 10/90 [v/v] followed  
15 by EtOAc/DCM 0/100 to 50/50 [v/v]) **23** is obtained as colourless oil (0.8 g, 35%). MW 383.54, C<sub>24</sub>H<sub>33</sub>NO<sub>3</sub>; LCMS (6 minute method): m/z 384.4 [M+H]<sup>+</sup>, R<sub>T</sub> 3.04 min.

***1-[2-Ethoxy)phenyl]-3-methyl-2-morpholin-2-ylbutan-2-ol hydrochloride (24)***



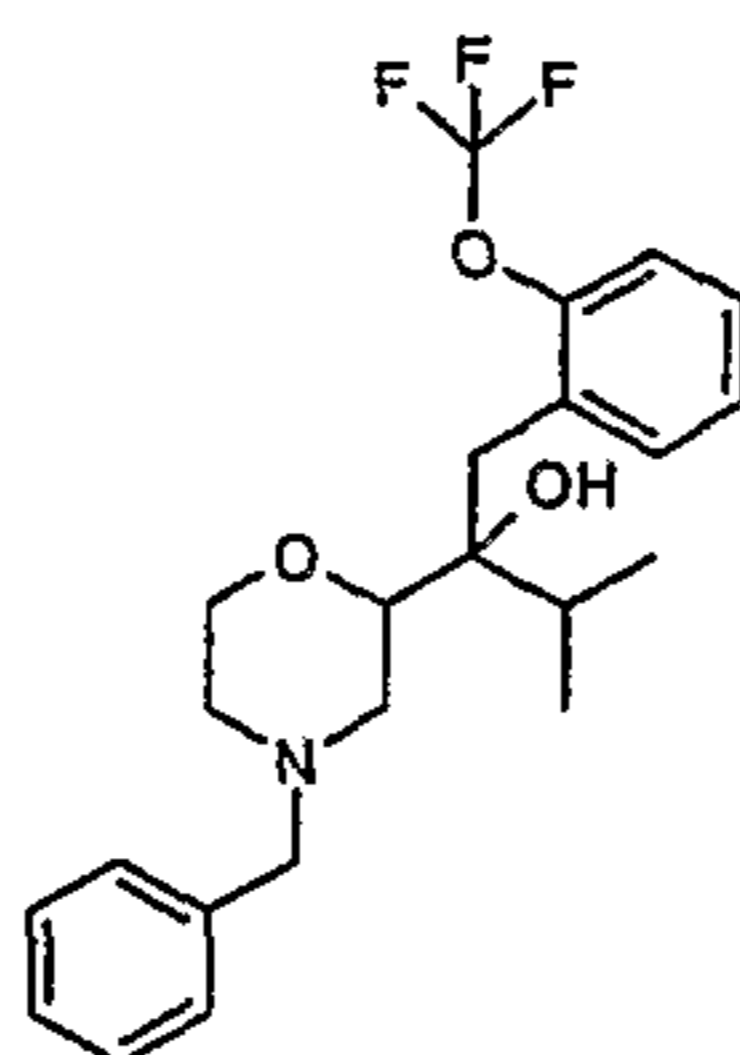
**24** is obtained from **23** (766 mg, 2.0 mmol), α-chloroethyl chloroformate (0.86 mL, 8.0  
20 mmol) and polymer-supported Hünig's base (1.12 g, 4.0 mmol) in DCM (30 mL) following *General Procedure 3*. Purification using ion exchange chromatography followed by automated column chromatography (eluent, MeOH/ DCM 0/100 to 20/80 [v/v]) and chiral preparative chromatography (n-HeptaneEtOH:DEA 95:5:0.2 gradient, chiracel AD) gives the first eluting enantiomer (R<sub>T</sub> 13.40 min) and the second eluting  
25 enantiomer (R<sub>T</sub> 15.63 min). After conversion to their respective hydrochloride salts, **24a**

-68-

(85 mg) and **24b** (79 mg) are obtained as brown solids (28% combined yield). MW 293.36; C<sub>17</sub>H<sub>27</sub>NO<sub>3</sub>.HCl; <sup>1</sup>H NMR (CD<sub>3</sub>OD) δ 7.06-7.09 (1H, m), 6.95-7.01 (1H, m), 6.66-6.75 (2H, m), 3.80-3.92 (3H, m), 3.46-3.63 (2H, m), 2.96-3.15 (2H, m), 2.66-2.86 (4H, m), 1.54-1.63 (1H, m), 1.22 (3H, t, 7.0 Hz), 0.82 (3H, d, 7.0 Hz), 0.71 (3H, d, 7.0 Hz); LCMS (12 minute method): m/z 294.2 [M-HCl+H]<sup>+</sup>, R<sub>T</sub> 4.60 min.

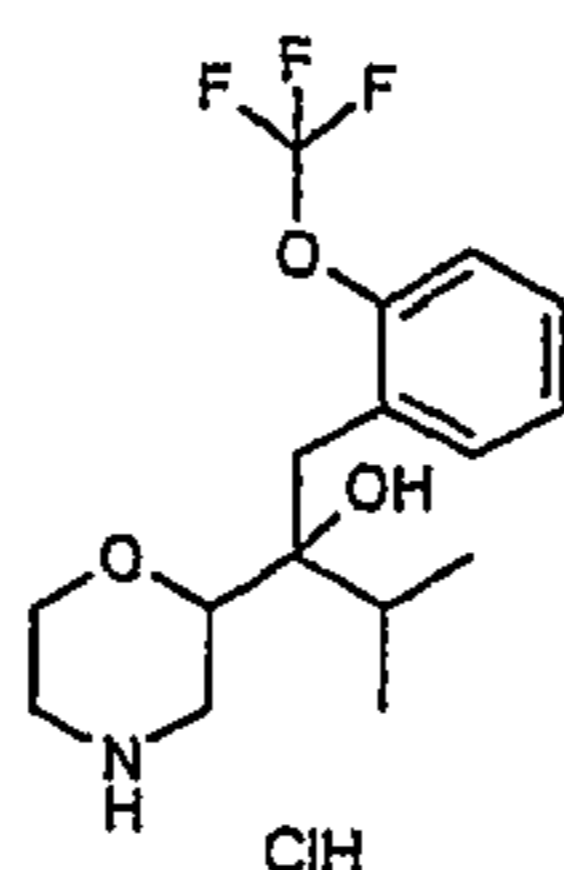
**Example 8: 3-Methyl-2-morpholin-2-yl-1-{2-[(trifluoromethyl)oxy]butan-2-ol hydrochloride (26)}**

***3-Methyl-2-[4-(phenylmethyl)morpholin-2-yl]-1-{2-[(trifluoromethyl)oxy]phenyl}butan-2-ol (25)***



Compound **25** is obtained from **5** (953 mg, 3.85 mmol) and commercially available (Fluorochem) 2-trifluoromethoxy benzyl magnesium bromide (8.48 mL, 4.24 mmol, 1.1 eq) in anhydrous THF (25 mL) following *General Procedure 3* and addition of further 2-trifluoromethoxy benzyl magnesium bromide (3.85 mL, 1.93 mmol). Purification by ion exchange chromatography gives **25** as a yellow oil in 86% purity which is used in the next step without further purification (1.53 g of isolated material). MW 423.38; C<sub>23</sub>H<sub>28</sub>F<sub>3</sub>NO<sub>3</sub>; LCMS (6 minute method) m/z 424.1 [M+H]<sup>+</sup>, R<sub>T</sub> 3.53 min.

***3-Methyl-2-morpholin-2-yl-1-{2-[(trifluoromethyl)oxy]butan-2-ol hydrochloride (26)}***



20

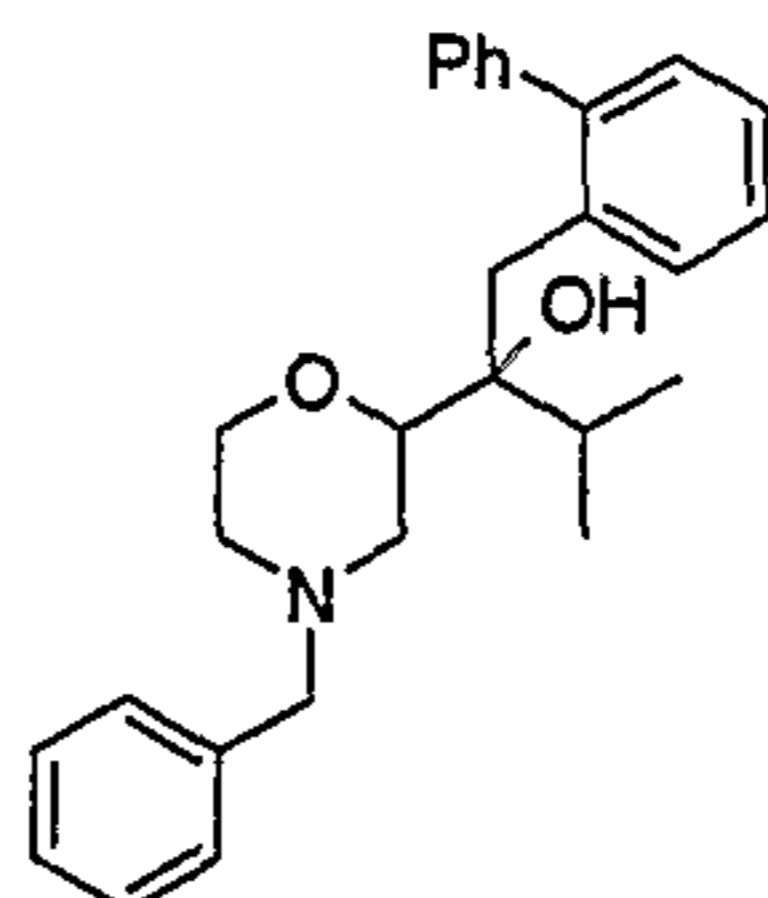
**26** is obtained from **25** (1.53 g, 3.61 mmol), α-chloroethyl chloroformate (1.55 mL, 14.5 mmol, 4 equiv.) and polymer-supported Hünig's base (2.03 g, 7.23 mmol, 2 eq) in DCM (30 mL) following *General Procedure 3*. Purification by ion exchange chromatography,

-69-

followed by automated column chromatography eluent, MeOH/DCM 0/100 to 20/80 [v/v]) and conversion to its hydrochloride salt following *General Procedure 4* gives **26** as a yellow solid (0.4 g, 29%). MW 379.82; C<sub>16</sub>H<sub>22</sub>F<sub>3</sub>NO<sub>3</sub>.HCl; <sup>1</sup>H NMR (CD<sub>3</sub>OD) δ 7.46 (1H, dd, 1.5 Hz, 7.5 Hz), 7.14-7.24 (3H, m), 3.94 (1H, dd, 3.5 Hz, 13 Hz), 3.80 (1H, dd, 2.5 Hz, 11.5 Hz) 3.69 (1H, td, 2.5 Hz, 13 Hz), 3.27 (1H, d, 13 Hz), 3.13 (1H, d, 12.5 Hz), 2.72-3.02 (4H, m), 1.70 (1H, septet, 7 Hz), 0.94 (3H, d, 7 Hz), 0.84 (3H, d, 7.0 Hz). LCMS (12 minute method): m/z 334.4 [M-HCl+H]<sup>+</sup>, R<sub>T</sub> 2.94 min.

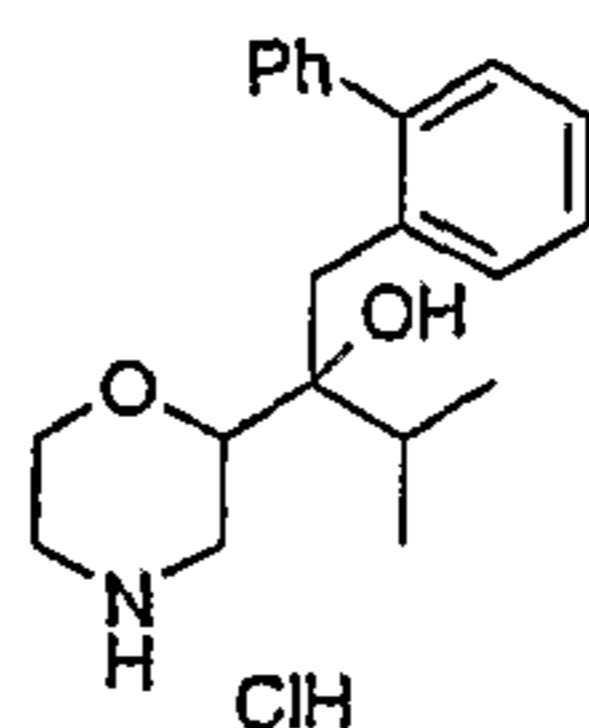
**Example 9: Preparation of 1-[1,1'-biphenyl]-2-yl-3-methyl-2-morpholin-2-ylbutan-2-ol hydrochloride (28)**

***1-[1,1'-Biphenyl]-2-yl-3-methyl-2-[4-(phenylmethyl)morpholin-2-yl]butan-2-ol (27)***



Compound **27** is obtained from **5** (0.7 g, 2.83 mmol) and 2-phenylbenzyl magnesium bromide (12.5 mL, 3.11 mmol) in anhydrous THF (15 mL) following *General Procedure 2* and further equivalents of 2-phenylbenzyl magnesium bromide reagent (11.3 mL, 5.66 mmol). 2-Phenylbenzyl magnesium bromide is prepared from commercially available (Aldrich) 2-phenylbenzyl bromide following *General Procedure 5*. Purification using ion exchange chromatography, followed by automated column chromatography (eluent, EtOAc/n-heptane 0/100 to 20/80 [v/v]) gives **27** as oil (0.46 g, 40%). MW 415.58; C<sub>28</sub>H<sub>33</sub>NO<sub>2</sub>; LCMS (6 minute method): m/z 416.2 [M+H]<sup>+</sup>, R<sub>T</sub> 3.45min.

***1-[1,1'-Biphenyl]-2-yl-3-methyl-2-morpholin-2-ylbutan-2-ol hydrochloride (28)***



**28** is obtained from **27** (405 mg, 0.976 mmol), α-chloroethyl chloroformate (0.42 mL, 3.9 mmol) and polymer-supported Hünig's base (0.55 g, 1.95 mmol) in DCM (7 mL)

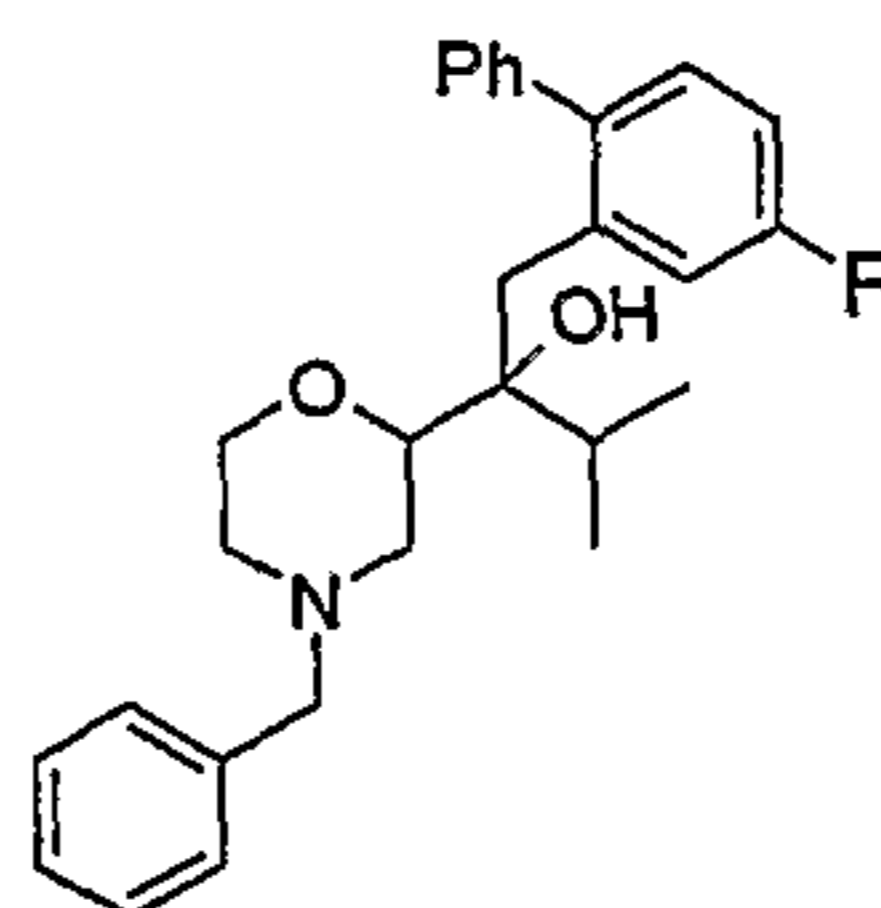


-70-

following *General Procedure 3*. The crude product is purified using ion exchange chromatography, and then converted to its hydrochloride salt following *General Procedure 4* to give **28** as a white solid (0.23 g, 71%). MW 361.91; C<sub>21</sub>H<sub>27</sub>NO<sub>2</sub>.HCl; <sup>1</sup>H NMR (CD<sub>3</sub>OD) δ 7.61-7.64 (1H, m), 7.19-7.47 (8H, m), 3.95 (1H, dd, 4 Hz, 13 Hz),  
5 3.61-3.71 (2H, m), 3.04- 3.19 (4H, m), 2.96 (1H, td, 4 Hz, 12.6 Hz), 2.70 (1H, dd, 13, 11.5 Hz), 1.67 (1H, septet, 7 Hz), 0.75 (3H, d, 7 Hz), 0.63 (3H, d, 7 Hz); LCMS (12 minute method): m/z 326.2 [M-HCl+H]<sup>+</sup>, R<sub>T</sub> 5.02 min.

10 **Example 10: Preparation of 1-(4-Fluoro[1,1'-biphenyl]-2-yl)-3-methyl-2-morpholin-2-ylbutan-2-ol hydrochloride (30)**

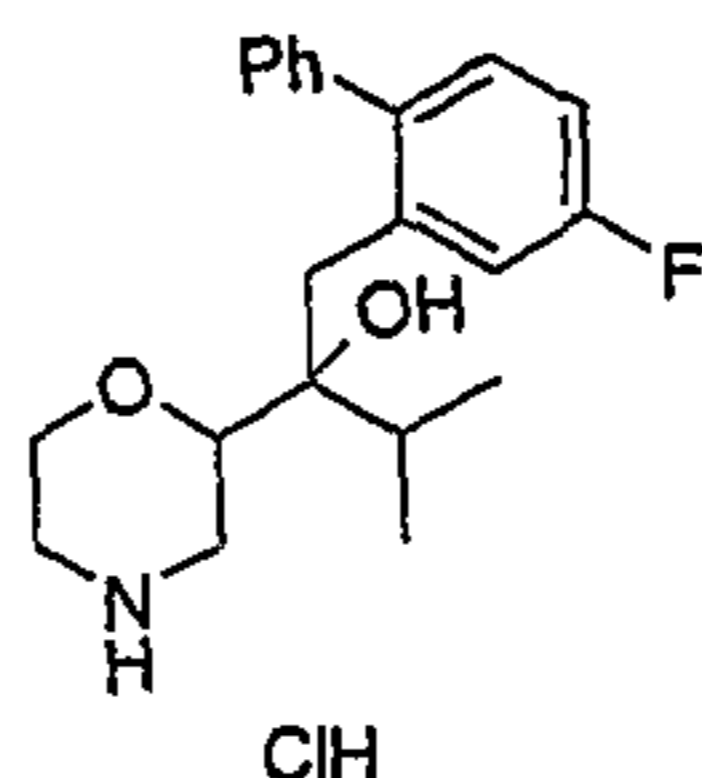
*1-(4-Fluoro[1,1'-biphenyl]-2-yl)-3-methyl-2-[4-(phenylmethyl)morpholin-2-ylbutan-2-ol hydrochloride (29)*



Compound **29** is obtained from **5** (1.13 g, 4.57 mmol) and 2-phenyl-5-fluorobenzyl  
15 magnesium bromide (0.5M in THF, 10.5 mL, 5.03 mmol) in anhydrous THF (30 mL)  
following *General Procedure 2* (further 2-phenyl-5-fluorobenzyl magnesium bromide  
(0.33 eq, 3 mL, 1.51 mmol) is added after 30 min). 2-Phenyl-5-fluorobenzyl magnesium  
bromide is obtained from 2-phenyl-5-fluorobenzyl bromide following *General Procedure*  
5. Purification by ion exchange chromatography followed by automated column  
20 chromatography (eluent, EtOAc/n-heptane 0/100 to 20/80 [v/v]) gives **29** as a yellow oil  
in 86% purity which is directly used in the next step (1.58 g recovered material). MW  
415.58; C<sub>28</sub>H<sub>33</sub>NO<sub>2</sub>; LCMS (6 minute method): m/z 434.5 [M+H]<sup>+</sup>, R<sub>T</sub> 3.71 min.

-71-

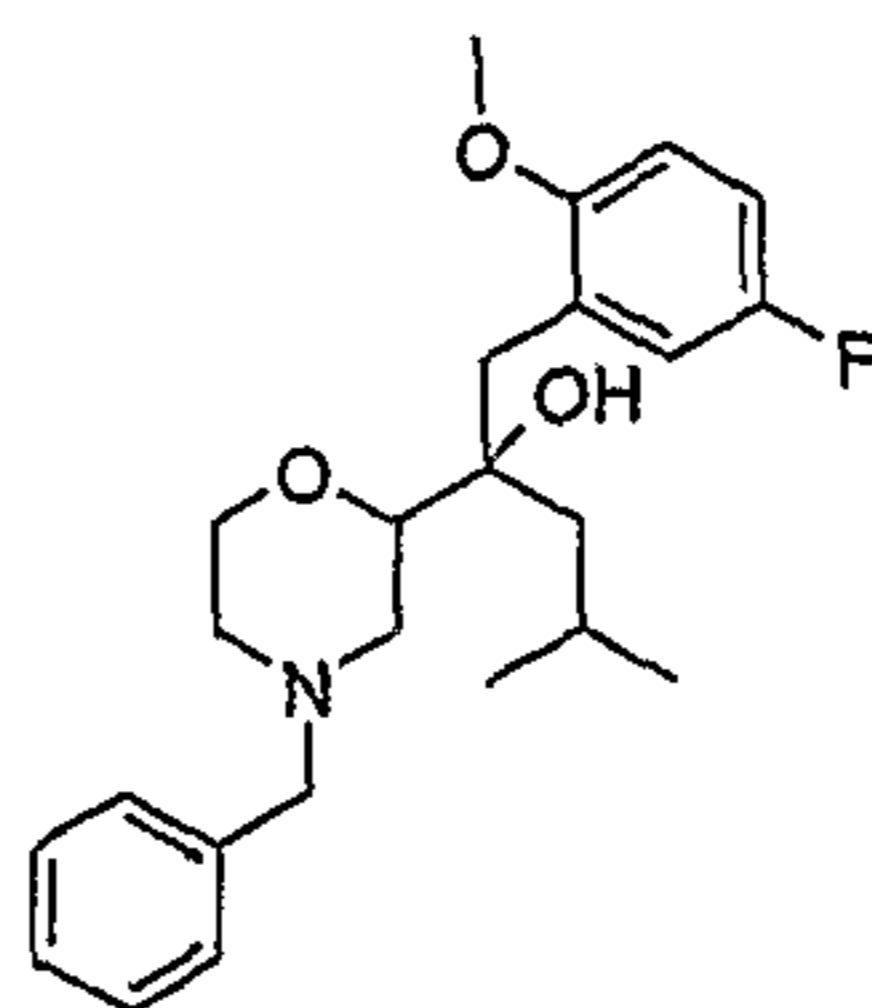
**1-(4-Fluoro[1,1'-biphenyl]-2-yl)-3-methyl-2-morpholin-2-ylbutan-2-ol hydrochloride (30)**



- 30** is obtained from **29** (1.58 g, 3.63 mmol),  $\alpha$ -chloroethyl chloroformate (1.57 mL, 3.63 mmol) and polymer-supported Hünig's base (2.04 g, 7.26 mmol) in DCM (30 mL) following *General Procedure 3*. The crude product is purified using ion exchange chromatography, automated column chromatography (eluent, MeOH/ DCM 0/100 to 20/80 [v/v]), and preparative LCMS. Conversion to the hydrochloride salt following *General Procedure 4* gives **30** as a yellow solid (0.3 g, 22%). MW 379.91;  $C_{21}H_{26}FNO_2 \cdot HCl$ ;  $^1H$  NMR ( $CD_3OD$ )  $\delta$  7.20-7.35 (6H, m), 7.07-7.14 (1H, m), 6.90 (1H, td, 2.5 Hz, 8.5 Hz), 3.83 (1H, d, br, 10 Hz), 3.56 (2H, t, 10 Hz), 3.03-3.12 (2H, m), 2.79-2.98 (3H, m), 2.63 (1H, t, 11.5 Hz), 1.55 (1H, quintet, 7 Hz), 0.64 (3H, d, 7 Hz), 0.51 (3H, d, 7 Hz); LCMS (12 minute method): m/z 344.1  $[M-HCl+H]^+$ ,  $R_T$  5.14 min.

**15 Example 11: Preparation of 1-[5-fluoro-2-(methoxy)phenyl]-4-methyl-2-morpholin-2-yl-pentan-2-ol hydrochloride (32)**

**1-[5-Fluoro-2-(methoxy)phenyl]-4-methyl-2-[4-(phenylmethyl)morpholin-2-yl]pentan-2-ol (31)**

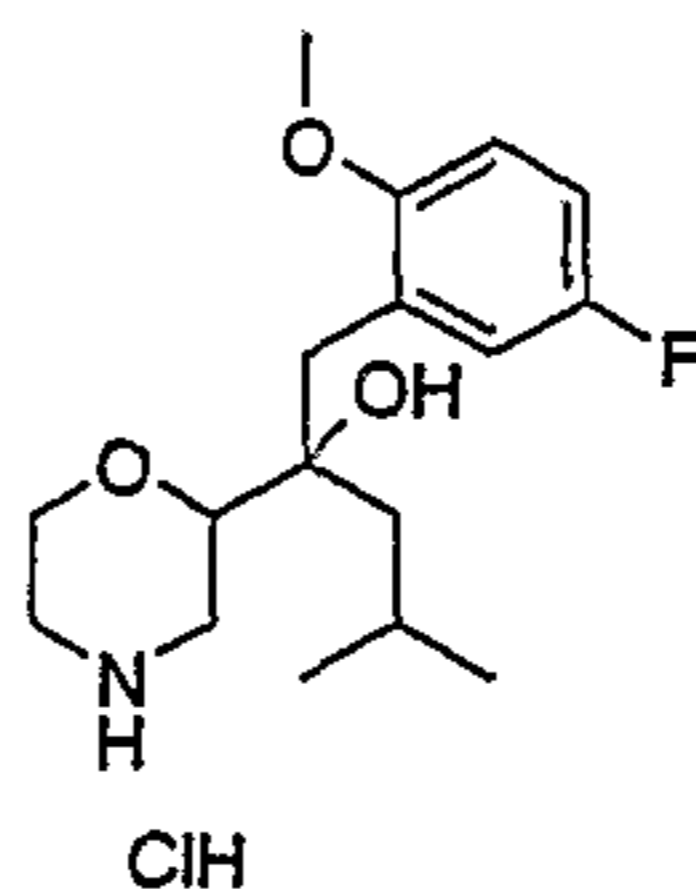


- 20** Compound **31** is obtained from **6** (465 mg, 1.78 mmol) and 2-methoxy-5-fluorobenzyl magnesium bromide (3.92 mL, 1.96 mmol, 1.1 equiv.) in dry THF (10 mL) following *General Procedure 2*. Purification by ion exchange chromatography followed by automated column chromatography (eluent, EtOAc/n-heptane 0/100 to 40/60 [v/v]) gives

-72-

**31** as an oil (448 mg, 83% purity). MW 401.53; C<sub>24</sub>H<sub>32</sub>FNO<sub>3</sub>; LCMS (6 minute method): m/z 402.2 [M+H]<sup>+</sup>, R<sub>T</sub> 3.40 min.

***1-[5-Fluoro-2-(methoxy)phenyl]-4-methyl-2-morpholin-2-ylpentan-2-ol hydrochloride (32)***



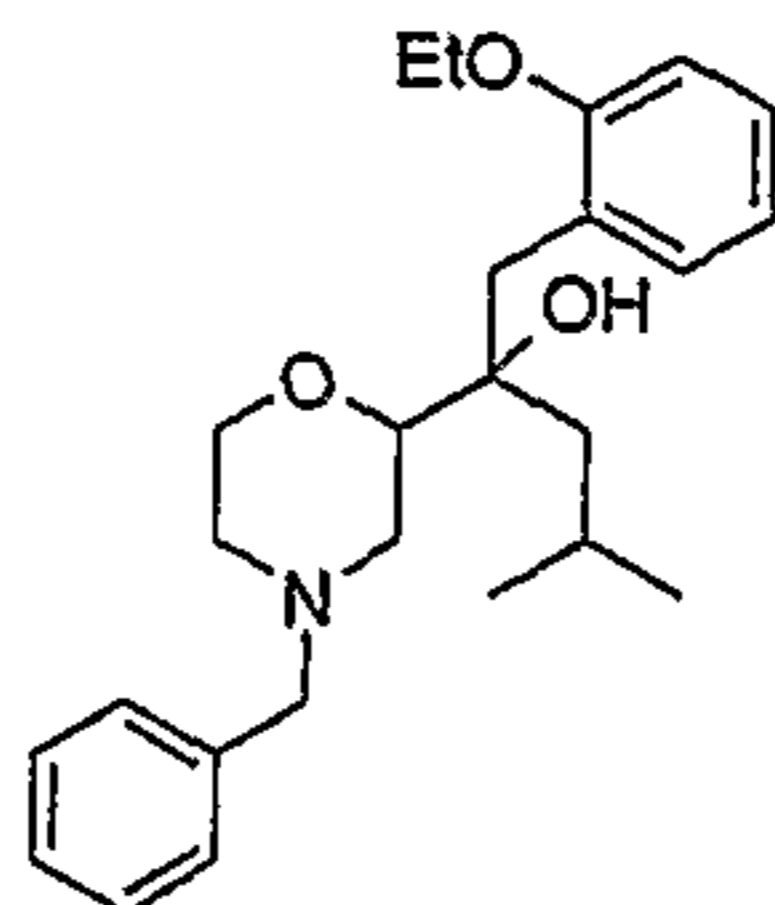
5

**32** is obtained from **31** (448 mg, 1.12 mmol),  $\alpha$ -chloroethyl chloroformate (0.48 mL, 4.47 mmol, 4eq) and polymer-supported Hünig's base (628 g, 2.23 mmol, 2eq) in DCM (10 mL) following *General Procedure 3*. Purification by ion exchange chromatography followed by preparative LCMS and conversion to its hydrochloride salt following *General Procedure 4* gives **32** as a white solid (0.11 g, 32%). MW 347.72; C<sub>17</sub>H<sub>26</sub>FNO<sub>3</sub>·HCl; <sup>1</sup>H NMR (CD<sub>3</sub>OD)  $\delta$  7.05-7.08 (1H, m), 6.95-6.98 (2H, m), 4.16 (1H, dd, 3 Hz, 12.5 Hz), 3.75- 3.86 (4H, m), 3.67 (1H, d, 10.5 Hz), 3.51 (1H, d, 12 Hz), 3.25-3.29 (1H, m), 3.07-3.20 (2H, m), 2.94 (2H, , 14 Hz), 1.86-1.9 (1H, m), 1.53 (1H, dd, 5.5 Hz, 14.5 Hz), 1.13 (1H, dd, 14.5 Hz, 5.5 Hz), 0.94 (3H, d, 2.5 Hz), 0.92 (3H, d, 2.5 Hz). LCMS (12 minute method): m/z 312.1 [M-HCl+H]<sup>+</sup>, R<sub>T</sub> 4.61 min.

15

**Example 12: Preparation of 1-[2-(ethoxy)phenyl]-4-methyl-2-morpholin-2-ylpentan-2-ol (34)**

***1-[2-(Ethoxy)phenyl]-4-methyl-2-[4-(phenylmethyl)morpholin-2-ylpentan-2-ol (33)***



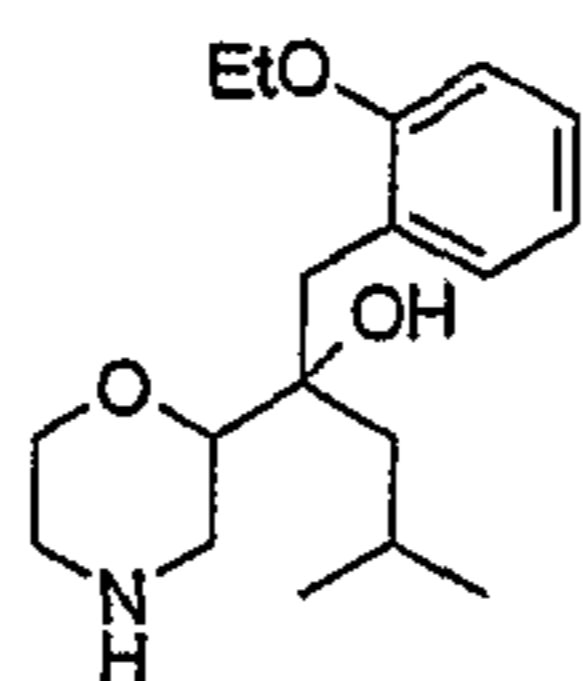
20

Compound **33** is obtained from **6** (3.0 g, 11.5 mmol) and 2-ethoxybenzyl magnesium chloride (available from Rieke Metals) (0.25M in diethyl ether, 50.5 mL, 12.6 mmol) in anhydrous THF (55 mL) following *General Procedure 2*. Another two equivalents of 2-ethoxybenzyl magnesium chloride (92 mL

-73-

1, 23 mmol) are added after 30 min. Purification by automated column chromatography (eluent, EtOAc/n-heptane 100 to 25/75 [v/v]) gives **33** (3.21 g) as a colourless oil in 86% purity as a mixture of diastereomers. MW 397.56; C<sub>25</sub>H<sub>35</sub>NO<sub>3</sub>. LCMS (6 minute method): m/z 398.3 [M+H]<sup>+</sup>, R<sub>T</sub> 3.42 & 3.60 min.

5 **1-[2-(Ethoxy)phenyl]-4-methyl-2-morpholin-2-ylpentan-2-ol (34)**



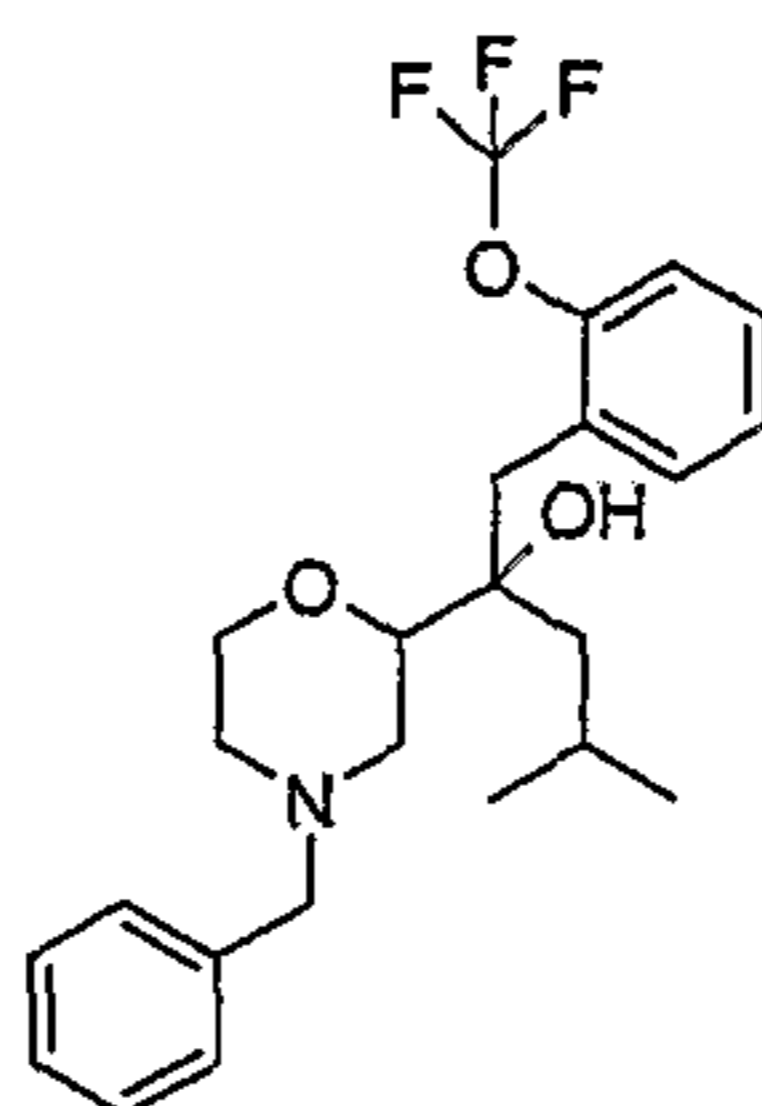
**34** is obtained from **33** (3.20 mg, 8.06 mmol),  $\alpha$ -chloroethyl chloroformate (3.48 mL, 32.2 mmol) and polymer-supported Hünig's base (4.53 g, 16.1 mmol) in DCM (100 mL) following *General Procedure 3*. Purification by ion exchange chromatography followed  
 10 by automated column chromatography (eluent, MeOH/ DCM 5/95 to 40/60 [v/v]), and preparative LCMS gives **34**. Chiral preparative chromatography (n-heptane:EtOH: DEA 60:40:0.2 gradient, chiralcel-OD) afforded the first eluting enantiomer **34a** (13 mg) (R<sub>T</sub> 8.25 min), and the second eluting enantiomer **34b** (R<sub>T</sub> 10.17 min) as colourless oils. MW 307.44; C<sub>18</sub>H<sub>29</sub>NO<sub>3</sub>; <sup>1</sup>H NMR (CDCl<sub>3</sub>)  $\delta$  7.16-7.22 (2H, m), 6.84-6.93 (2H, m), 3.97-4.17  
 15 (2H, m), 3.90 (1H, dd, 3 Hz, 11 Hz), 3.53 (1H, td, 3 Hz, 11 Hz), 3.37 (1H, dd, 2 Hz, 10 Hz), 3.18 (1H, d, 12 Hz), 3.04 (1H, d, 14 Hz), 2.74-2.91 (4H, m), 1.89 (1H, septet, 6 Hz), 1.52 (1H, dd, 5.5 Hz, 14 Hz), 1.44 (3H, t, 7 Hz), 1.11 (1H, dd, 6 Hz, 14 Hz), 0.93 (3H, d, 7 Hz), 0.90 (3H, d, 7 Hz); LCMS (12 minute method): m/z 308.2 [M-HCl+H]<sup>+</sup>, R<sub>T</sub> 4.92 min.

20

-74-

**Example 13: Preparation of 4-methyl-2-morpholin-2-yl-1-{2[trifluoromethyl]oxy}phenyl}pentan-2-ol hydrochloride (36)**

***4-Methyl-2-[4-(phenylmethyl)morpholin-2-yl]-1-2[trifluoromethyl]oxy}phenyl} pentan-2-ol (35)***

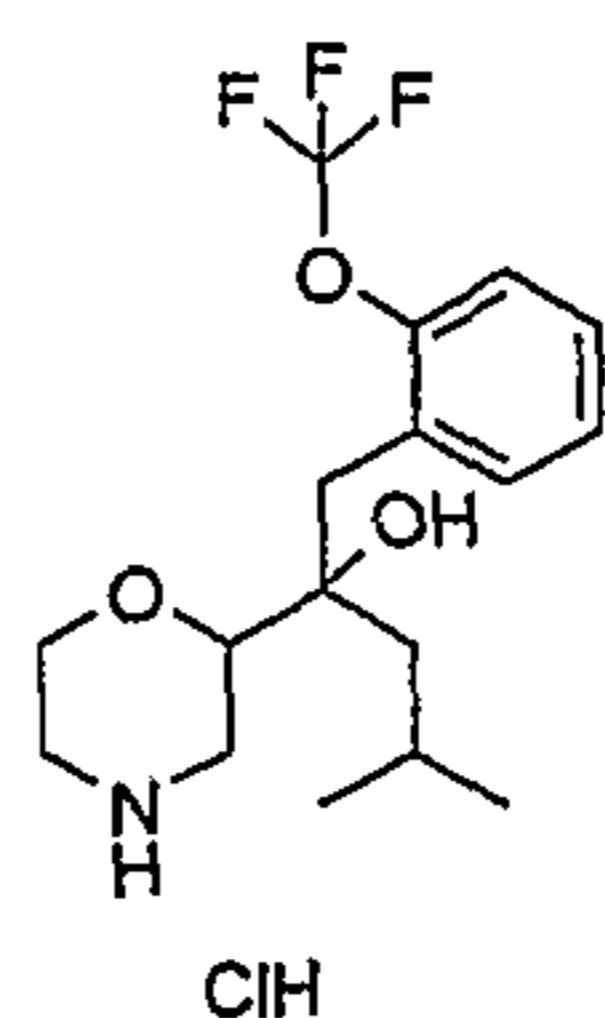


5

Compound **35** is prepared from **6** (0.83 g, 3.19 mmol) and commercially available (Fluorochem) 2-trifluoromethoxy benzyl magnesium bromide (0.5M solution in THF, 7.02 mL, 3.51 mmol, 1.1 eq) in anhydrous THF (21 mL) following *General Procedure 2*. Further equivalents (3.19 mL, 1.60 mmol) of 2-trifluoromethoxy benzyl magnesium bromide are added after 30 min. Purification by ion exchange chromatography gives **35** as yellow oil (1.39 g, 99.5%). MW 437.51; C<sub>24</sub>H<sub>30</sub>F<sub>3</sub>NO<sub>3</sub>; LCMS (6 minute method): m/z 438.1 [M+H]<sup>+</sup>, R<sub>T</sub> 3.70 min.

10

***4-Methyl-2-morpholin-2-yl-1-{2[trifluoromethyl]oxy}phenyl}pentan-2-ol hydrochloride (36)***



15

**36** is obtained from **35** (1.39 g, 3.18 mmol),  $\alpha$ -chloroethyl chloroformate (1.37 mL, 12.7 mmol, 4 eq), and polymer-supported Hünig's base (1.79 g, 6.36 mmol, 2eq) in DCM (25 mL) following *General Procedure 3*. Purification by ion exchange chromatography followed by preparative LCMS and conversion into the hydrochloride salt following *General Procedure 4* gives **36** (0.16 g, 14%) as foam. MW 383.82; C<sub>17</sub>H<sub>24</sub>F<sub>3</sub>NO<sub>3</sub>.HCl; <sup>1</sup>H NMR (CD<sub>3</sub>OD)  $\delta$  7.43 (1H, d, 7 Hz), 7.16-7.27 (3H, m), 4.05 (1H, dd, 3 Hz, 13 Hz), 3.58-3.74 (2H, m), 3.35-3.40 (1H, m), 3.23- 3.14 (1H, m), 2.97-3.10 (3H, m), 2.76 (1H, d,

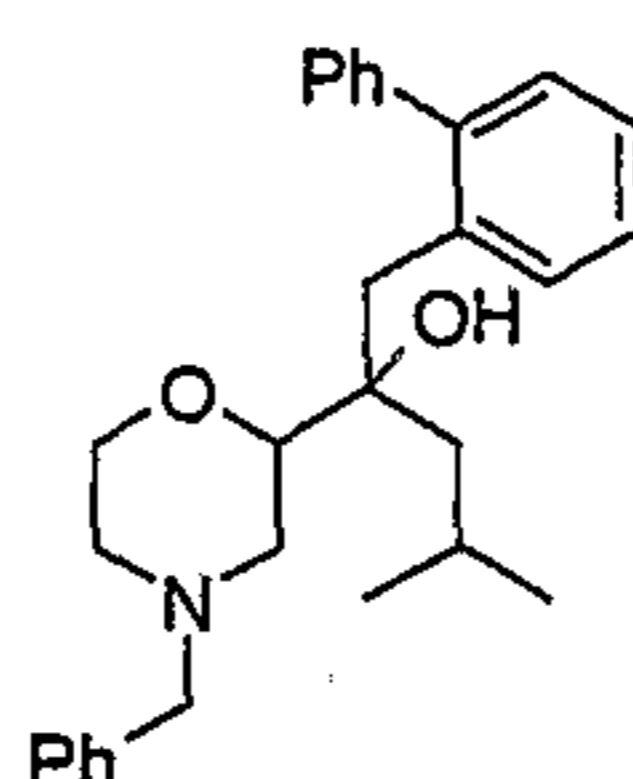
20

-75-

14 Hz), 1.75 (1H, septet, 6.5 Hz), 1.42 (1H, dd, 6 Hz, 14.5 Hz), 0.98-1.11 (1H, m) 0.83 (3H, d, 6 Hz), 0.81 (3H, d, 6 Hz); LCMS (12 minute method): m/z 348.4 [M-HCl+H]<sup>+</sup>, R<sub>T</sub> 3.15 min.

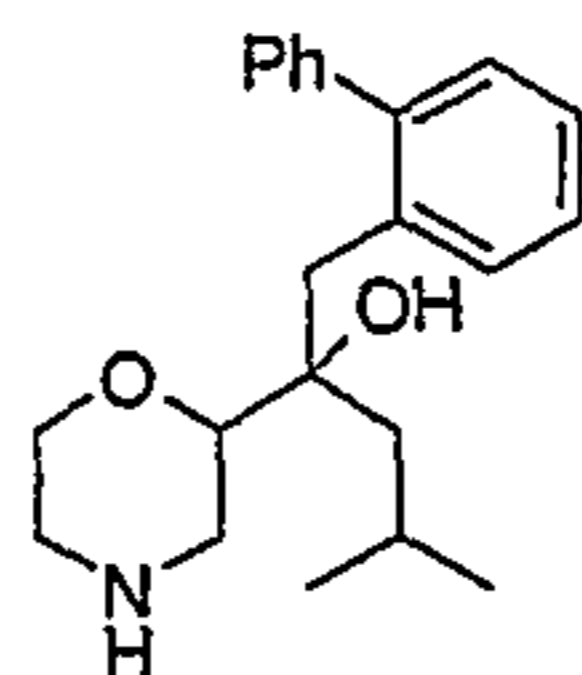
5 **Example 14: Preparation of 1-[1,1'-Biphenyl]-2-yl-4-methyl-2-morpholin-2-ylpentan-2-ol hydrochloride (38)**

***2-(4-Benzyl-morpholin-2-yl)-1-biphenyl-2-yl-4-methyl-pentan-2-ol (37)***



Compound 37 is prepared from 6 (2.5 g, 9.56 mmol) and 2-phenylbenzyl magnesium  
10 bromide (0.25M sol., 42.1 mL, 10.5 mmol, 1.1 eq) in anhydrous THF (21 mL) following  
*General Procedure 2*. 2-Phenylbenzyl magnesium bromide is prepared from  
commercially available (Aldrich) 2-phenylbenzyl bromide following *General Procedure*  
5. Another 3 equivalents of 2-phenylbenzyl magnesium bromide are added to drive the  
reaction to completion. Purification by automated column chromatography eluent,  
15 EtOAc/n-heptane 0/100 to 25/75 [v/v], ) gives 37 (2.07g, 50%), which is used in the next  
step without further purification. MW 429.61; C<sub>29</sub>H<sub>35</sub>NO<sub>2</sub>; FIA<sup>+</sup>: m/z 430 [M+H]<sup>+</sup>.

***1-[1,1'-Biphenyl]-2-yl-4-methyl-2-morpholin-2-yl-pentan-2-ol (38)***

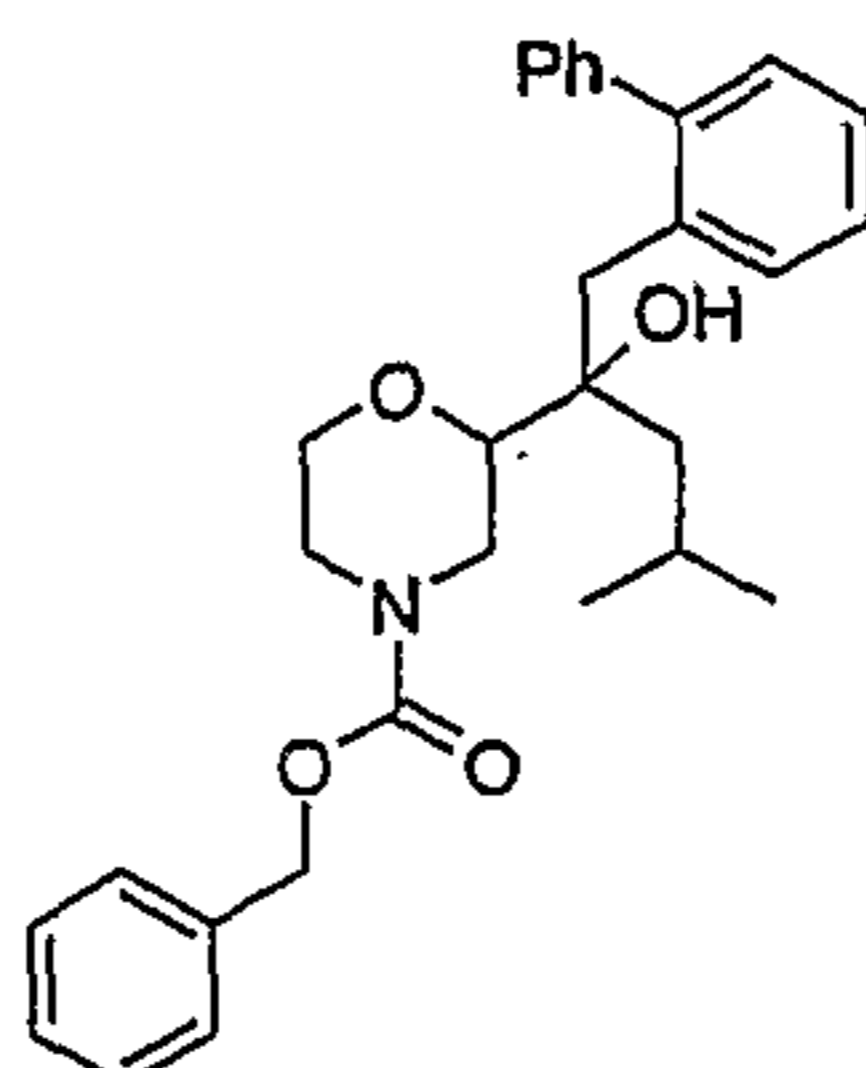


Compound 38 is obtained from 37 (2.07 g, 4.81 mmol), α-chloroethyl chloroformate  
20 (2.08 mL, 19.3 mmol) and polymer-supported Hünig's base (2.7 g, 9.6 mmol) in DCM  
(60 mL) following *General Procedure 3*. Purification by ion exchange chromatography,  
crystallization from MeOH/diethyl ether gives 38 as a white solid (738 mg, 45%). MW  
339.48; C<sub>22</sub>H<sub>29</sub>NO<sub>2</sub>; <sup>1</sup>H NMR (CDCl<sub>3</sub>) δ 7.29-7.46 (8H, m), 7.23-7.28 (1H, m), 3.79-3.91  
(2H, m), 3.66 (1H, dd, 10.9 Hz, 1.7 Hz), 3.18 (2H, dd, 12.8 Hz, 25.8 Hz), 2.84-3.04 (3H,  
25 m), 2.75 (1H, t, 11.5 Hz), 1.56-1.68 (1H, m), 1.22 (1H, dd, 5.65 Hz, 14.7 Hz), 0.98 (1H,

-76-

dd, 5.65 Hz, 14.7 Hz), 0.81 (3H, d, 3.2 Hz), 0.78 (3H, d, 3.0 Hz). LCMS (12 minute method): m/z 340.3 [M+H]<sup>+</sup>, R<sub>T</sub> 5.62min.

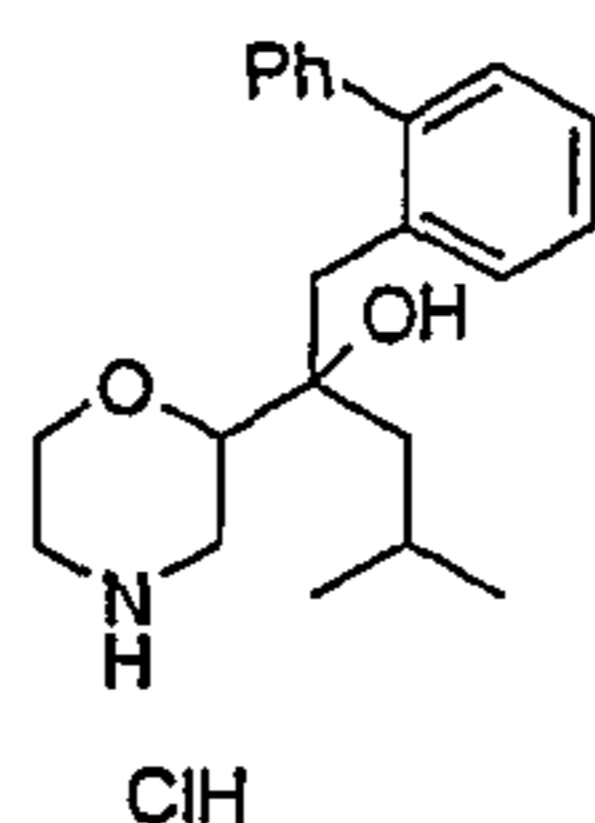
**Phenylmethyl-2-[1,1'-biphenyl]-2-ylmethyl)-1-hydroxy-3-methylbutyl] morpholine-4-carboxylate (cbz-38)**



5

Benzyl chloroformate (0.37 mL, 2.61 mmol) is added to a stirring mixture of **38** (738 mg, 2.17 mmol) with NaHCO<sub>3</sub> (0.41 g) in a suspension of diethylether and water (24 mL) under N<sub>2</sub> at room temperature. After 1 hour the reaction is quenched with ice water (15 mL) and diluted with DCM. The two phases are separated, the aqueous phase is further  
 10 extracted DCM, the combined organic fractions are dried over magnesium sulphate, filtered and evaporated *in vacuo*. The isolated oil is purified using automated column chromatography (eluent, EtOAc/n-heptane 0/100 to 30/70[v/v]) followed by chiral preparative chromatography (Heptane:EtOH:DEA 35:65:0.2 gradient, chiracel AD-H) to give the first eluting enantiomer, **cbz-38a** (R<sub>T</sub> 2.61 min), and the second eluting  
 15 enantiomer, **cbz-38b** (R<sub>T</sub> 2.99 min), both as a colourless oil. MW 473.62; C<sub>30</sub>H<sub>35</sub>NO<sub>4</sub>: LCMS (6 minute method): m/z 456.3 [M-H<sub>2</sub>O+H]<sup>+</sup> and 496.2 [M+Na]<sup>+</sup>; R<sub>T</sub> 5.34 min.

**1-[1,1'-Biphenyl]-2-yl-4-methyl-2-morpholin-2-ylpentan-2-ol hydrochloride (38a)**



Palladium on carbon (10% weight) (0.4 g) is added to a stirring solution of **cbz-38a** (0.39  
 20 g, 0.84 mmol) with ammonium formate (0.53 g, 8.4 mmol) in ethanol (10 mL) at room temperature under nitrogen. The heterogeneous mixture is heated to reflux for 30 minutes, allowed to cool to room temperature and then filtered through a Celite pad. The filtrate is concentrated *in vacuo*, purified by ion exchange chromatography and then converted to the hydrochloride salt following *General Procedure 4* to give **38a** (0.25 g, 79%) as a

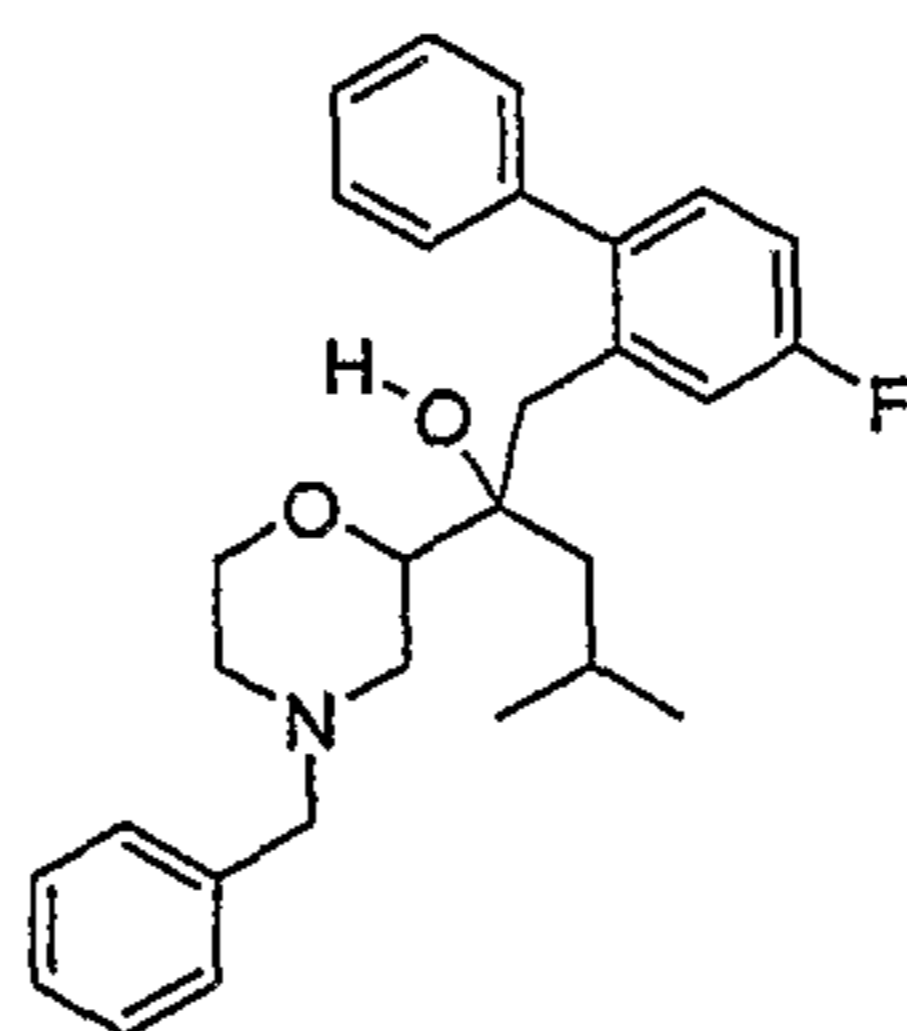
-77-

yellow solid. MW 375.94; C<sub>22</sub>H<sub>29</sub>NO<sub>2</sub>.HCl: <sup>1</sup>H NMR (CD<sub>3</sub>OD) δ 7.48 (1H, bs), 7.11-7.33 (8H, m), 3.87(1H, bs), 3.37-3.57 (2H, m), 3.25 (1H, s), 2.77-3.10 (5H, m), 1.54 (1H, s, br), 1.07-1.19 (1H, m), 0.93-1.00 (1H, m), 0.72 (3H, d, 6 Hz), 0.69 (3H, d, 6 Hz): LCMS (12 minute method): m/z 340.2 [M-HCl+H]<sup>+</sup>, R<sub>T</sub> 5.30 min.

5

**Example 15: Preparation of 1-(4-fluoro[1,1'-biphenyl]-2-yl)-4-methyl-2-morpholin-2-ylpentan-2-ol hydrochloride (40)**

*1-(4-Fluoro[1,1'-biphenyl]-2-yl)-4-methyl-2-[4-(phenylmethyl)morpholin-2-yl]pentan-2-ol (39)*



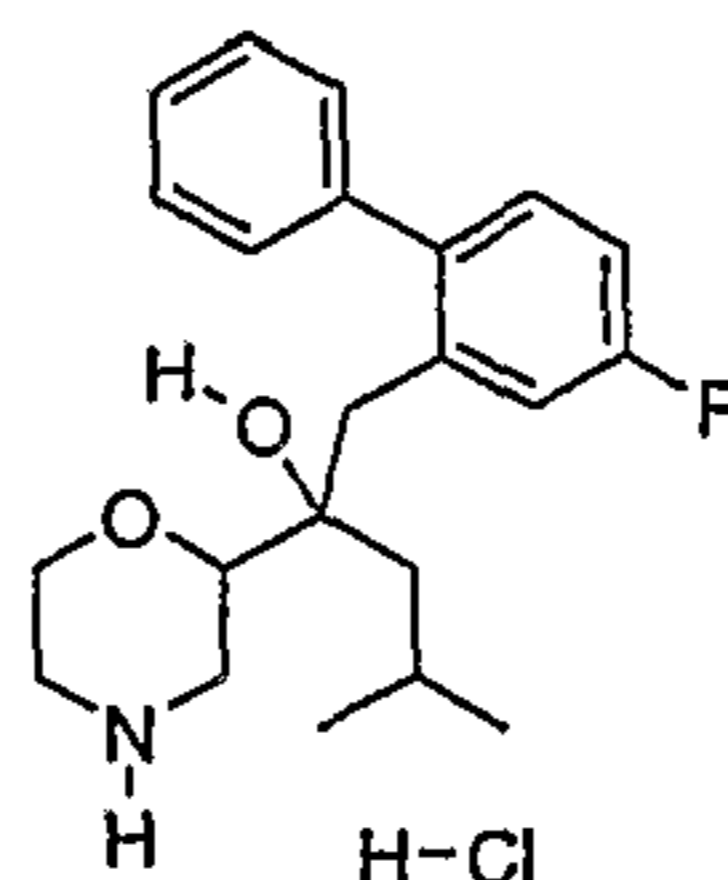
10

Compound **39** is prepared from **6** (0.95 g, 3.65 mmol) and 2-phenyl-5-fluoro benzyl magnesium bromide (0.5M solution in diethyl ether, 1.2 eq) following *General Procedure 2*. 2-Phenyl-5-fluorobenzyl magnesium bromide is obtained from 2-phenyl-5-fluorobenzyl bromide following *General Procedure 5*. Excess 2-phenyl-5-fluoro benzyl magnesium bromide is subsequently added at room temperature and the reaction left stirring for 1 hour. Purification by column chromatography (eluent, EtOAc/cyclohexane 50/50 [v/v]) gives **39** as a viscous oil (1.31 g, 80%). MW 447.60; C<sub>29</sub>H<sub>34</sub>FNO<sub>2</sub>: LCMS: (6 minute method) m/z 448 [M+H]<sup>+</sup>, R<sub>T</sub> 3.88 min.

15

20

*1-(4-Fluoro[1,1'-biphenyl]-2-yl)-4-methyl-2-morpholin-2-ylpentan-2-ol hydrochloride (40)*



**40** is prepared from **39** (1.31 g, 2.92 mmol), α-chloroethyl chloroformate (0.9 mL) and solid supported Hünig's base (1.64 g) in anhydrous DCM (30 mL) following *General*



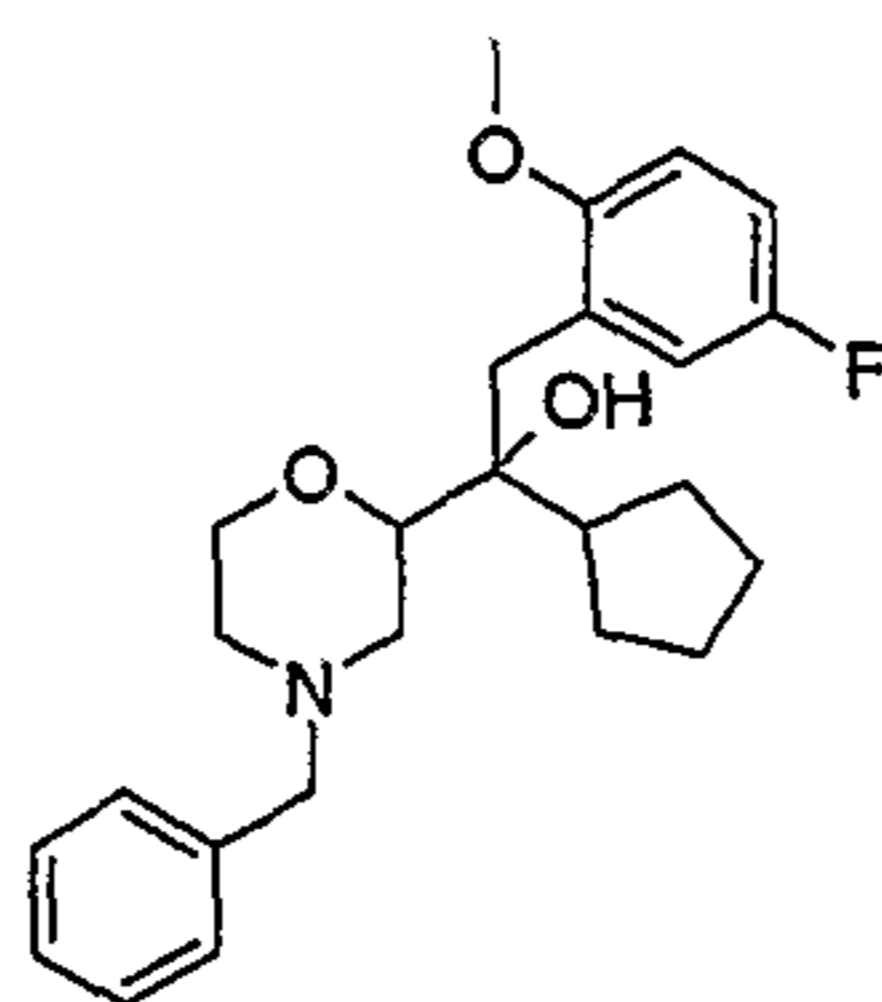
-78-

*Procedure 3.* Purification by ion exchange ion exchange chromatography gives the free base of **40** as a viscous oil (0.71 g, 62%). After further purification using UV-guided preparative LCMS, the hydrochloride salt **40** (0.451 g, 39 %) is obtained following

*General Procedure 4.* MW 393.95; C<sub>22</sub>H<sub>28</sub>FNO<sub>2</sub>. HCl; <sup>1</sup>H NMR (DMSO-d<sub>6</sub>): δ 9.16 (1H, s), 8.98 (1H, s), 7.44-7.32 (4H, m), 7.23-7.06 (4H, m), 3.83 (1H, dd, 12 Hz, 3 Hz), 3.59-3.50 (3H, m), 3.18 (1H, d, 12.5 Hz), 3.08 (1H, d, 12.5 Hz), 2.92-2.67 (4H, m), 1.54-1.40 (1H, m), 1.03 (1H, dd, 14.5 Hz, 5 Hz), 0.88 (1H, dd, 14.5 Hz, 6.5 Hz), 0.74 (3H, d, 6.5 Hz), 0.67 (3H, d, 6.5 Hz); LCMS: (12 minute method) m/z 358 [M-HCl+H]<sup>+</sup> R<sub>T</sub> 5.47 min.

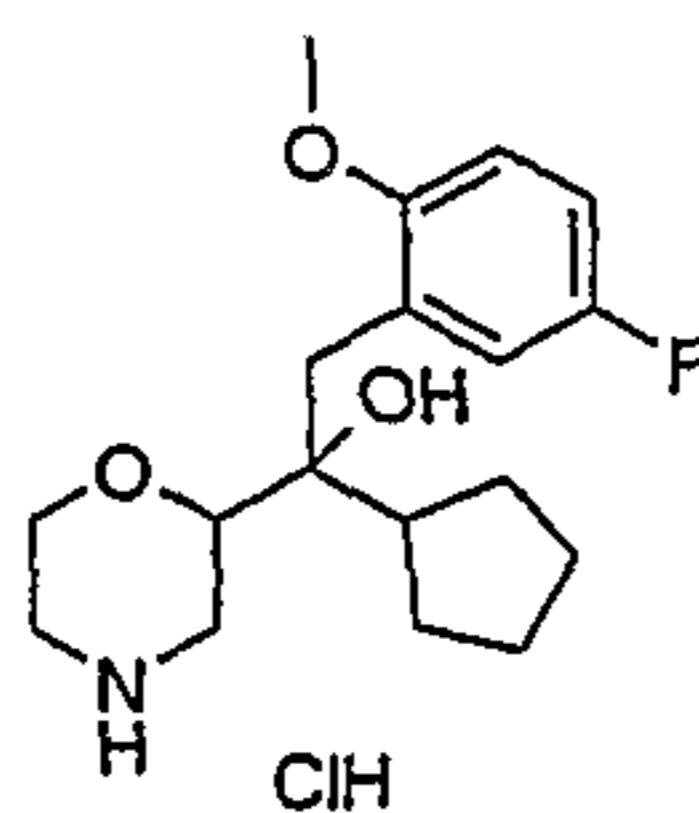
10 **Example 16: Preparation of 1-cyclopentyl-2-[5-fluoro-2-(methoxy)phenyl]-1-morpholin-2-ylethanol hydrochloride (42)**

*1-Cyclopentyl-2-[5-fluoro-2-(methoxy)phenyl]-1-[4-(phenylmethyl) morpholin-2-yl]ethanol (41)*



15 Compound **41** is obtained from **7** (0.7 g, 2.56 mmol) and 2-methoxy-5-fluorobenzyl magnesium bromide (5.63 mL, 2.82 mmol 1.1eq) in anhydrous THF (15 mL) following *General Procedure 2*. Further equivalents of 2-methoxy-5-fluorobenzyl magnesium bromide (8.49 mL, 4.25 mmol) are added. Purification by ion exchange chromatography gives **41** as a yellow oil (843 mg, 62% purity). MW 413.54; C<sub>25</sub>H<sub>32</sub>FNO<sub>3</sub>; LCMS (6  
20 minute method): m/z 414.2 [M+H]<sup>+</sup> R<sub>T</sub> 4.11 min.

*1-Cyclopentyl-2-[5-fluoro-2-(methoxy)phenyl]-1-morpholin-2-ylethanol hydrochloride (42)*

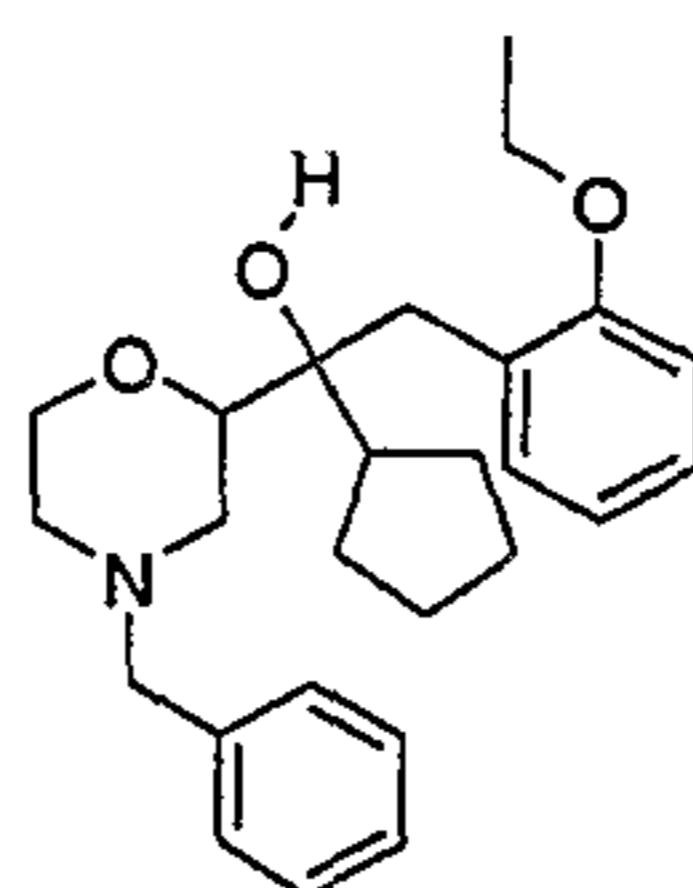


-79-

The free base of **42** is obtained from **41** (0.84 g, 2.04 mmol),  $\alpha$ -chloroethyl chloroformate (0.88 mL, 8.16 mmol, 4 eq) and polymer-supported Hünig's base (1.15 g, 4.08 mmol, 2eq) in DCM (15 mL) following *General Procedure 3*. Purification by ion exchange chromatography, followed by automated chromatography (DCM/MeOH 95/5 to 80/20 [v/v]) and preparative LCMS and conversion into the hydrochloride salt following *General Procedure 4* gives **42** as a colourless gum (0.18 g, 14.1%). MW 359.82;  $C_{18}H_{26}FNO_3 \cdot HCl$ ;  $^1H$  NMR ( $CD_3OD$ )  $\delta$  7.11-7.14 (1H, m), 6.95-6.97 (2H, m), 4.07-4.15 (1H, m), 3.67-3.75 (2H, m), 3.43 (1H, d, 12 Hz), 3.23 (3H, s), 3.22 (1H, d, 12 Hz), 2.92-3.10 (4H, m), 2.13-2.19 (1H, m), 1.42-1.73 (8H, m); LCMS (12 minute method): m/z 324.1  $[M-HCl+H]^+$ ,  $R_T$  4.83min.

**Example 17: Preparation of 1-cyclopentyl-2-[2-(ethyloxy)phenyl]-1-morpholin-2-ylethanol hydrochloride (44)**

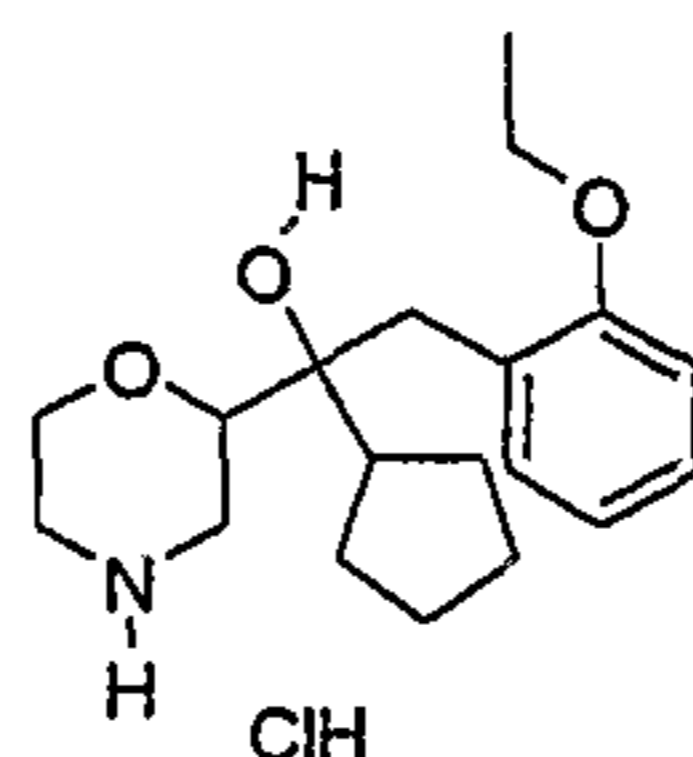
***1-Cyclopentyl-2-[2-(ethyloxy)phenyl]-1-[4-(phenylmethyl)morpholin-2-yl]ethanol (43)***



15

Compound **43** is obtained from **7** (2.09 g, 7.68 mmol) and 2-ethyloxy benzyl magnesium bromide (available from Rieke Metals) (0.25M solution in diethyl ether, 1.1 eq) following *General Procedure 2*. Purification by preparative LCMS gives **43** as viscous oil (0.691 g, 22 %). MW 409.57;  $C_{26}H_{35}NO_3$ ; LCMS: (6 minute method) m/z 410  $[M+H]^+$ ,  $R_T$  3.8min.

***1-Cyclopentyl-2-[2-(ethyloxy)phenyl]-1-morpholin-2-ylethanol hydrochloride (44)***



The free base of **44** is obtained from **43** (0.691 g, 1.69 mmol),  $\alpha$ -chloroethyl chloroformate (0.80 mL) and solid supported Hünig's base (0.95 g) in anhydrous DCM following *General Procedure 3*. Purification by ion exchange and conversion into its

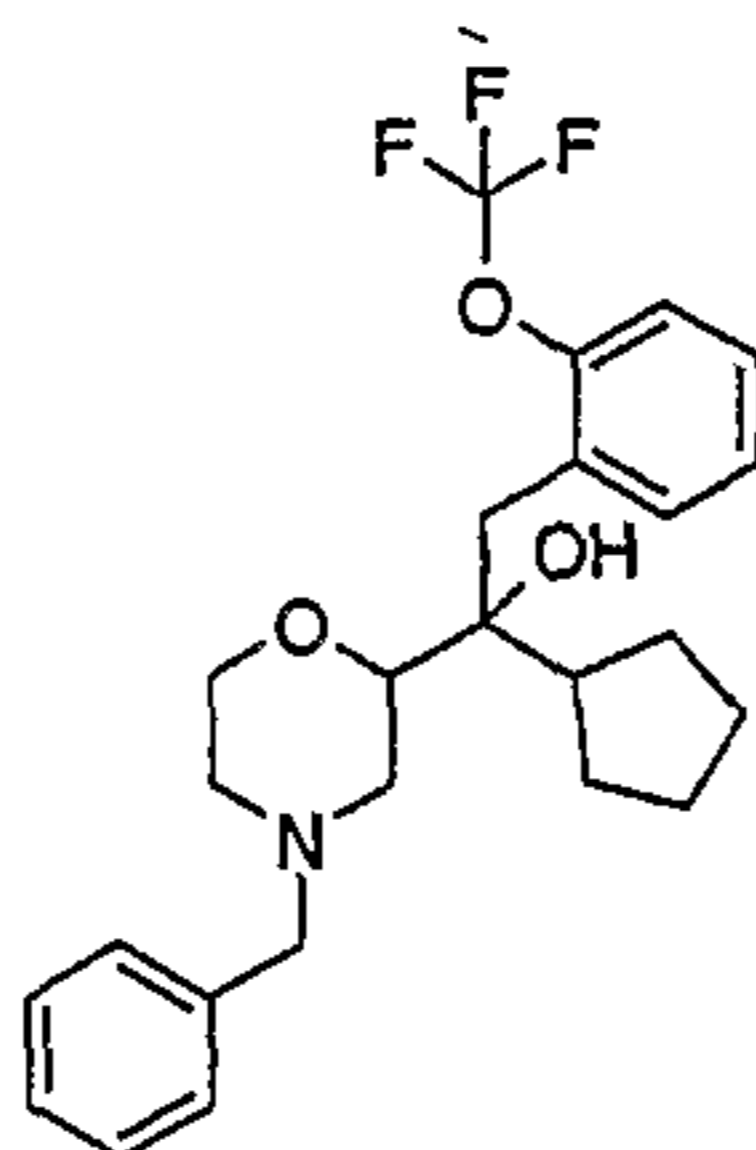
-80-

hydrochloride salt following *General Procedure 4* gives **44** (0.39 g, 65%) MW 355.91; C<sub>19</sub>H<sub>29</sub>NO<sub>3</sub>.HCl; <sup>1</sup>H NMR (CD<sub>3</sub>OD): δ 7.12-7.22 (2H, m), 6.82-6.88 (2H, m), 4.09-4.16 (3H, m), 3.69-3.80 (2H, m), 2.80-3.29 (6H, m), 2.04-2.10 (1H, m), 1.53-1.73 (11H, m); LCMS: (12 minute method) m/z 320 [M-HCl+H]<sup>+</sup>, R<sub>T</sub> 5.03 min.

5

**Example 18: Preparation of 1-Cyclopentyl-1-morpholin-2-yl-2-{2-(trifluoromethyl)oxy} phenyl} ethanol hydrochloride (46)**

*1-Cyclopentyl-2-[5-fluoro-2-(methoxy)phenyl]-1-[4-(phenylmethyl) morpholin-2-yl]ethanol (45)*

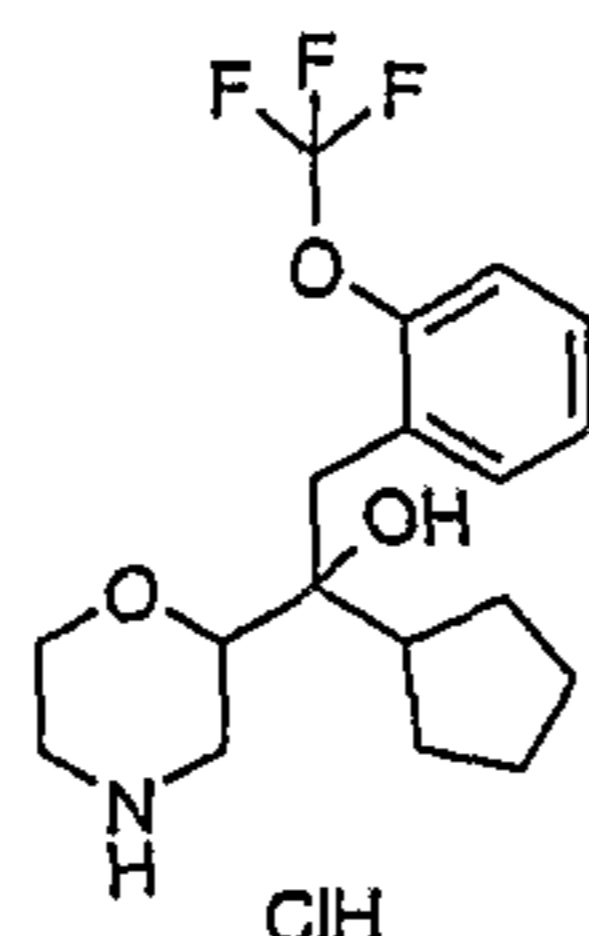


10

Compound **45** is obtained from **7** (0.6 g, 2.19 mmol) and commercially available (Fluorochem) 2-trifluoromethoxy-benzyl magnesium bromide (0.5M solution in diethylether, 4.8 mL, 2.41, mmol, 1.1 eq) in anhydrous THF (15 mL) following *General Procedure 2*. After addition of another 2 equivalents of 2-trifluoromethoxy-benzyl magnesium bromide and stirring for 2 hours at 0°C purification by ion exchange chromatography gives **45** (0.89g, 90%). MW 449.52; C<sub>25</sub>H<sub>30</sub>F<sub>3</sub>NO<sub>3</sub>. LCMS (6 minute method): m/z 450.2 [M+H]<sup>+</sup>, R<sub>T</sub> 4.084 min.

15

*1-Cyclopentyl-1-morpholin-2-yl-2-{2-[(trifluoromethyl)oxy]phenyl} ethanol hydrochloride (46)*



20

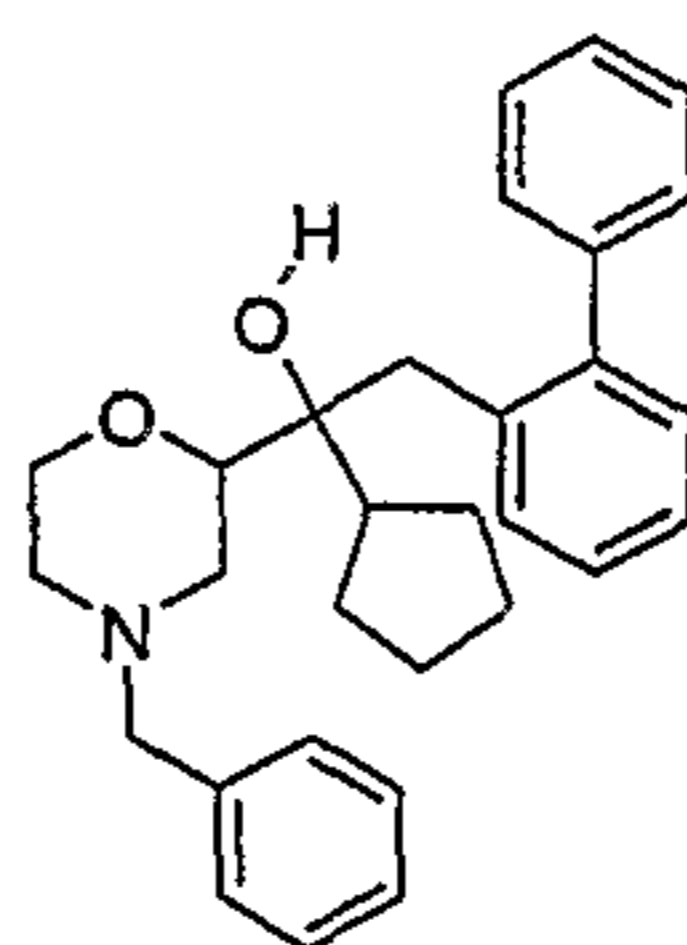
The free base of **46** is obtained from **45** (886 mg, 1.97 mmol), α-chloroethyl chloroformate (0.85 mL, 7.9 mmol, 4eq) and polymer-supported Hünig's base (1.11 g,

-81-

3.94 mmol, 2eq) in DCM (15 mL) following *General Procedure 3*. Purification by ion exchange chromatography followed by preparative LCMS and conversion to its hydrochloride salt following *General Procedure 4* gives **46** as a gum (140 mg, 20%). MW 395.85; C<sub>18</sub>H<sub>24</sub>F<sub>3</sub>NO<sub>3</sub>.HCl; <sup>1</sup>H NMR (CD<sub>3</sub>OD) δ 7.48-7.50 (1H, m), 7.14-7.25 (3H, m), 3.97 (1H, dd, 2.3 Hz, 12.5 Hz), 3.60-3.68 (2H, m), 3.27-3.31 (1H, m), 3.03 (2H, , 12.5 Hz), 2.73-2.97 (3H, m), 2.00-2.11 (1H, m), 1.30-1.63 (8H, m); LCMS (12 minute method): m/z 360.14 [M-HCl+H]<sup>+</sup>, R<sub>T</sub> 5.14 min.

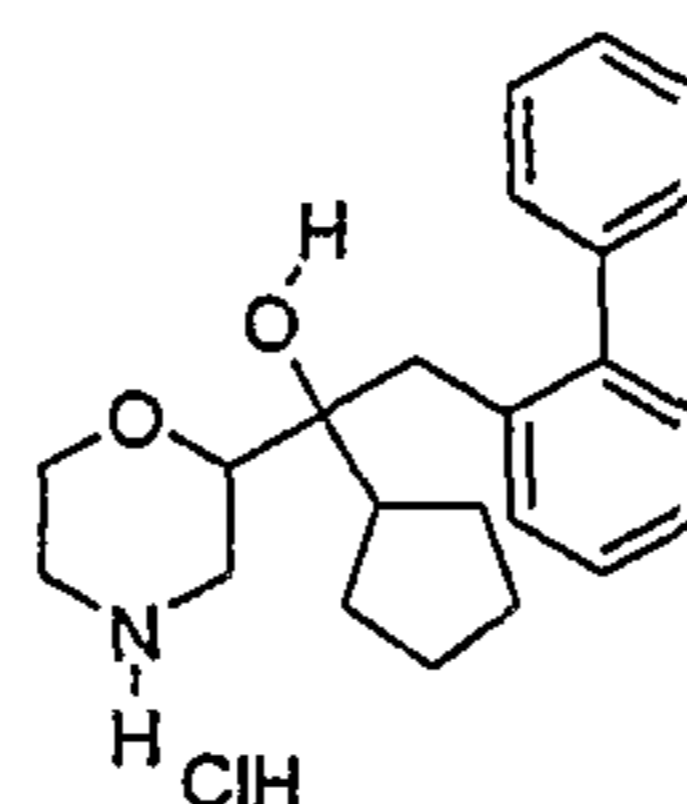
10 **Example 19: Preparation of 2-[1,1'-biphenyl]-2-yl-1-cyclopentyl-1-morpholin-2-ylethanol hydrochloride (48)**

***2-[1,1'-Biphenyl]-2-yl-1-cyclopentyl-1-[4-(phenylmethyl)morpholin-2-yl]ethanol (47)***



Compound **47** is prepared from **7** (1.27 g, 4.65 mmol) and 2-phenylbenzyl magnesium bromide (0.25 M solution in diethyl ether, 1.1 eq) following *General Procedure 2*. 2-Phenylbenzyl magnesium bromide is prepared from commercially available (Aldrich) 2-phenylbenzyl bromide following *General Procedure 5*. Purification by flash column chromatography (eluent, cyclohexane/EtOAc 90/10 [v/v]) gives **47** as viscous oil (1.75 g). **47** is taken onto the next step without further purification. MW 441.62; C<sub>30</sub>H<sub>35</sub>NO<sub>2</sub>; LCMS: (6 minute method) m/z 442 [M+H]<sup>+</sup>, R<sub>T</sub> 3.51 min.

20 ***2-[1,1'-Biphenyl]-2-yl-1-cyclopentyl-1-morpholin-2-ylethanol hydrochloride (48)***



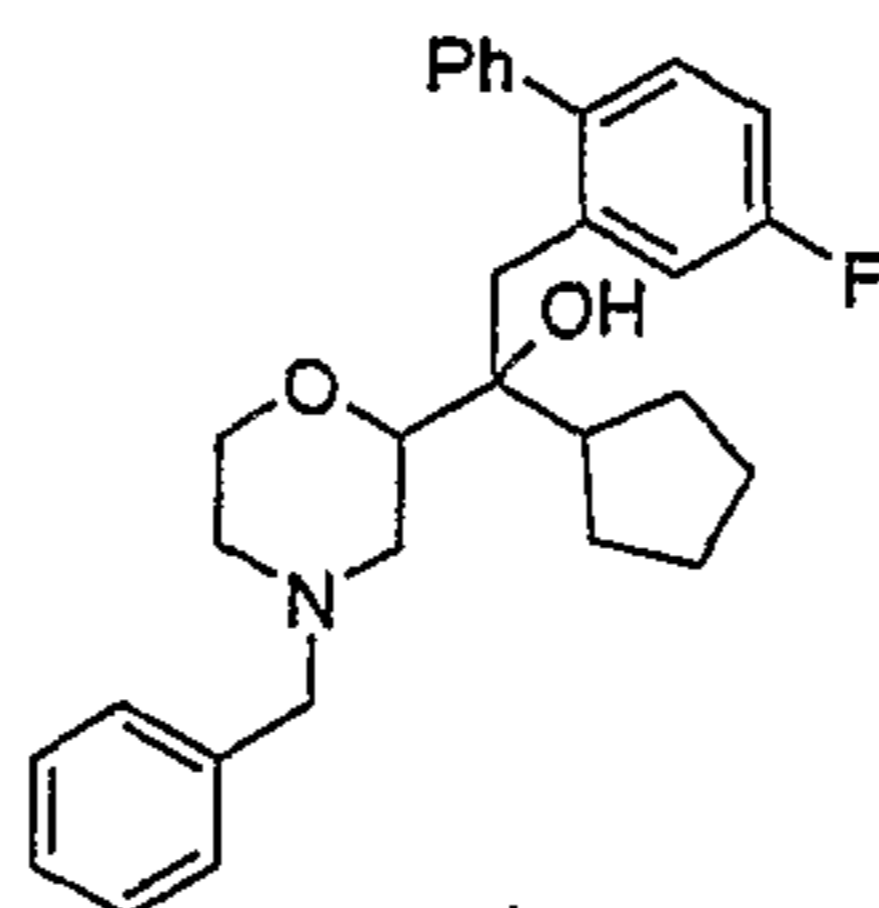
The free base of **48** is prepared from **47** (1.75 g, 3.95 mmol), solid supported Hünig's base (2.22 g) and α-chloroethyl chloroformate (1.62 mL) in anhydrous DCM (30 mL) following *General Procedure 3*. Purification by ion exchange chromatography followed

-82-

by flash column chromatography (eluent, MeOH/DCM 1/99 to 20/80 [v/v]) gives the free base as a viscous oil (805 mg, 58%) which is converted into **48** following *General Procedure 4*. MW 387.95; C<sub>23</sub>H<sub>29</sub>NO<sub>2</sub>.HCl; <sup>1</sup>H NMR (CD<sub>3</sub>OD): δ 7.66-7.40 (1H, m) 7.19-7.47 (8H, m), 3.92 (1H, dd, 13 Hz, 3.5 Hz), 3.59-3.67 (2H, m), 3.05-3.16 (4H, m), 2.93 (1H, td, 13 Hz, 3.5 Hz), 2.59 (1H, t, 12 Hz), 1.98-1.88 (1H, m), 1.55-1.19 (8H, m); LCMS: (12 minute method) m/z 351 [M-HCl+H]<sup>+</sup>, R<sub>T</sub> 5.68 min.

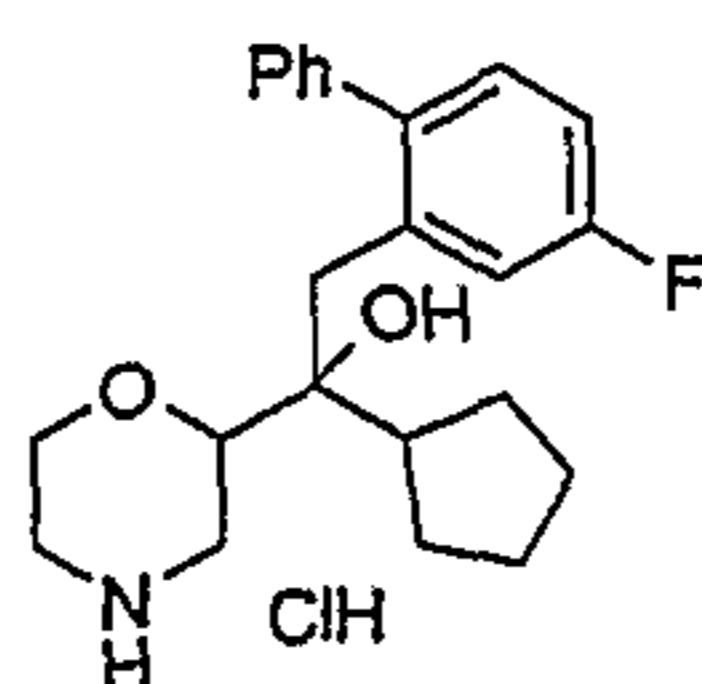
**Example 20: Preparation of 1-cyclopentyl-2-(4-fluoro[1,1'-biphenyl]-2-yl)-1-morpholin-2-ylethanol hydrochloride (50)**

10 ***1-Cyclopentyl-2-(4-fluoro[1,1'-biphenyl]-2-yl)-1-[4-(phenylmethyl)morpholin-2-ylethanol hydrochloride (49)***



Compound **49** is obtained from **7** (0.9 g, 3.29 mmol) and 2-phenyl-5-fluorobenzyl magnesium bromide (0.5M solution in THF, 7.24 mL, 3.62 mmol) in anhydrous THF (20 mL) following *General Procedure 2*. 2-Phenyl-5-fluorobenzyl magnesium bromide is prepared from 2-phenyl-5-fluorobenzyl bromide following *General Procedure 5*. Further 2-phenyl-5-fluorobenzyl magnesium bromide is added after 30 min (0.3 eq, 2 mL, 0.99 mmol). Purification by ion exchange chromatography followed by automated column chromatography eluent, EtOAc/n-heptane 0/100 to 20/80 [v/v]) gives **49** (1.26 g, 83%) as a colourless liquid. MW 459.61; C<sub>30</sub>H<sub>34</sub>FNO<sub>2</sub>; LCMS (6 minute method): m/z 460.5 [M+H]<sup>+</sup>, R<sub>T</sub> 3.98min.

***1-Cyclopentyl-2-(4-fluoro[1,1'-biphenyl]-2-yl)-1-morpholin-2-ylethanol hydrochloride (50)***

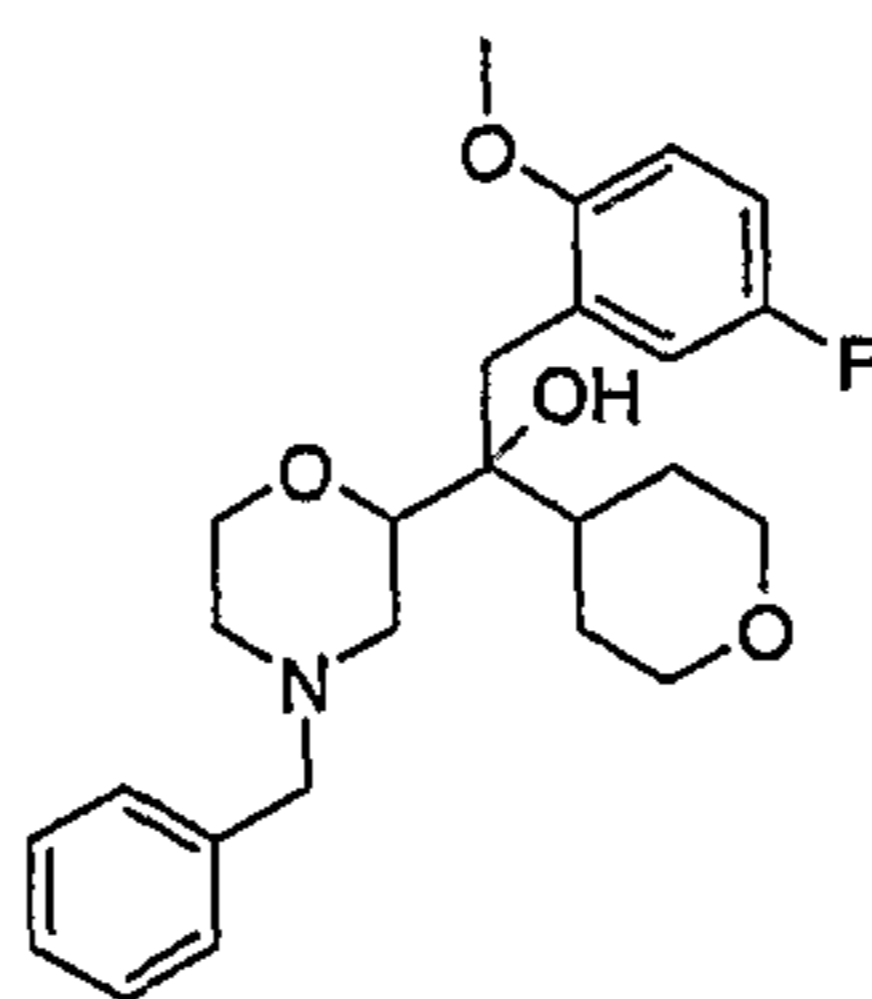


-83-

The free base of **50** is obtained from **49** (1.26 mg, 2.73 mmol),  $\alpha$ -chloroethyl chloroformate (1.18 mL, 10.9 mmol) and polymer-supported Hünig's base (1.54 g, 5.47 mmol) in DCM (25 mL) following *General Procedure 3*. Purification by ion exchange chromatography followed by automated column chromatography eluent, MeOH/ DCM 100 to 20/80 [v/v]) and conversion to its hydrochloride salt gives **50** as a yellow solid (0.23 g, 23%). MW 405.94; C<sub>23</sub>H<sub>28</sub>FNO<sub>2</sub>.HCl; <sup>1</sup>H NMR (CD<sub>3</sub>OD)  $\delta$  7.20-7.37 (6H, m), 7.08-7.13 (1H, m), 6.91 (1H, td, 3.5 Hz, 8.5 Hz), 3.80 (1H, dd, 3.5 Hz, 13.0 Hz), 3.42-3.54 (2H, m), 2.99-3.06 (2H, m), 2.93 (2H, s), 2.83 (1H, td, 4.0 Hz, 12.5 Hz), 2.53 (1H, t, 12.0 Hz), 1.73-1.85 (1H, m), 1.12-1.44 (8H, m). LCMS (12 minute method): m/z 370.2 [M-HCl+H]<sup>+</sup>, R<sub>T</sub> 5.46min.

**Example 21: Preparation of 2-[5-fluoro-2-(methoxy)phenyl]-1-morpholin-2-yl-1-tetrahydro-2H-pyran-4-ylethanol hydrochloride (52)**

**2-[5-Fluoro-2-(methoxy)phenyl]-1-[4-(phenylmethyl)morpholin-2-yl]-1-tetrahydro-2H-pyran-4-ylethanol (51)**

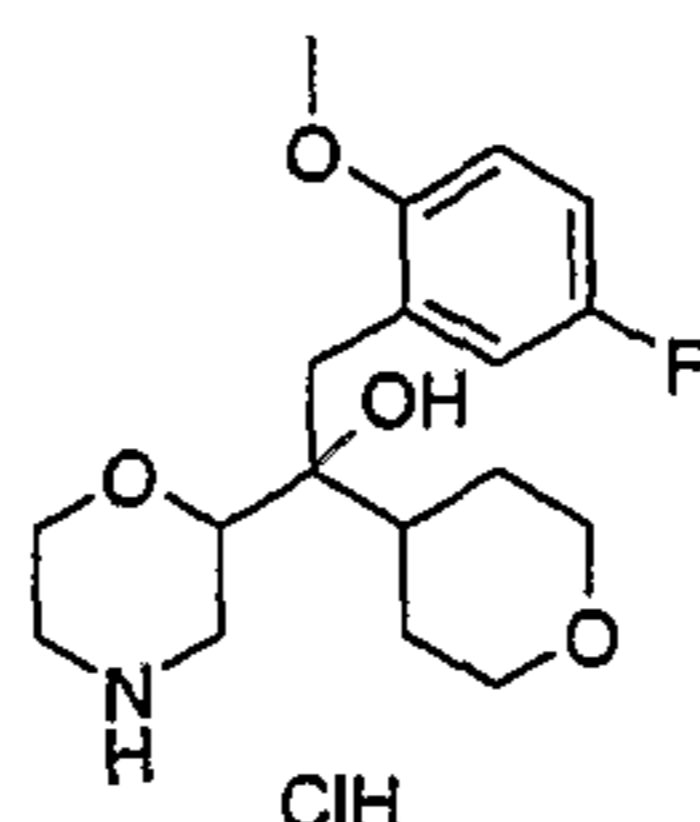


Compound **51** is obtained from **8** (0.6 g, 2.07 mmol) and 2-methoxy-5-fluorobenzyl magnesium bromide (4.6 mL, 2.28 mmol, 1.1eq) in anhydrous THF (15 mL) following *General Procedure 2*. Further equivalents of 2-methoxy-5-fluorobenzyl magnesium bromide (8.28 mL, 4.14 mmol) are added and the mixture is warmed to room temperature and left stirring over night. Purification by ion exchange chromatography followed by automated chromatography (eluent, n-heptane/EtOAc 90/10 to 30/70 [v/v]) gives **51** as a colourless oil (375 mg, 42%). MW 429.54; C<sub>25</sub>H<sub>32</sub>FNO<sub>4</sub>; LCMS (6 minute method): m/z 430.2 [M+H]<sup>+</sup>, R<sub>T</sub> 3.12 min.

25

-84-

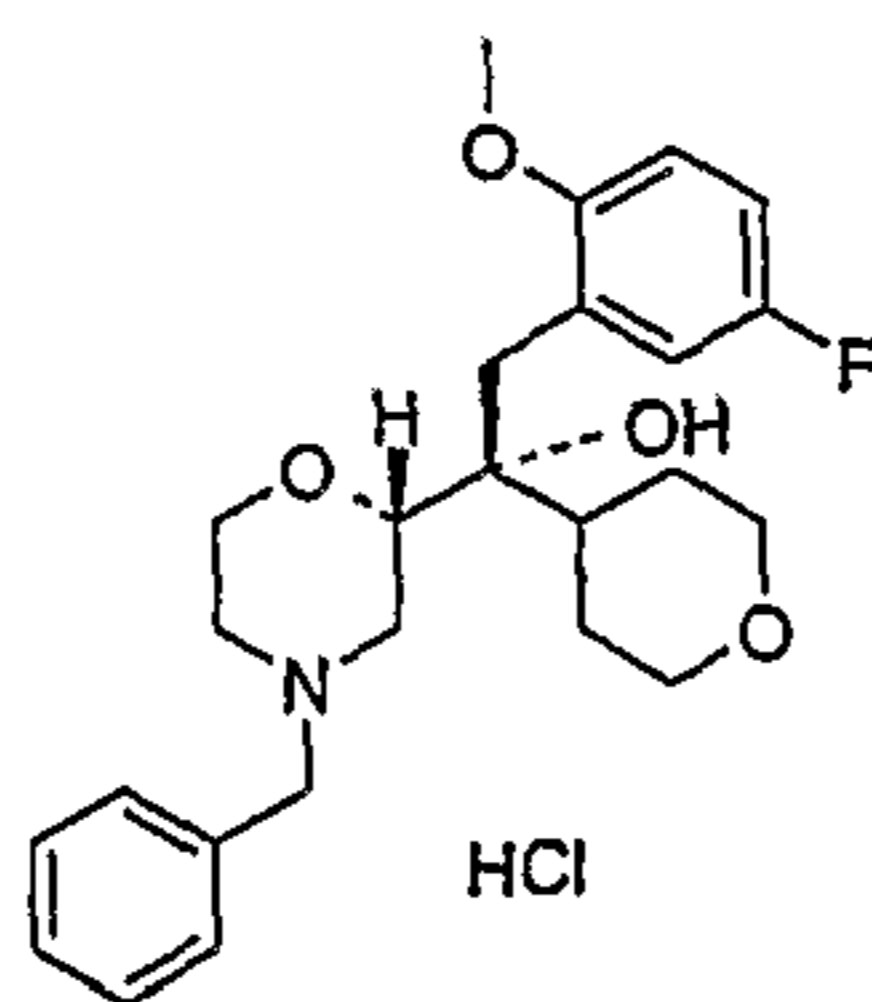
**2-[5-Fluoro-2-methoxy)phenyl]-1-morpholin-2-yl-1-tetrahydro-2H-pyran-4-ylethanol hydrochloride (52)**



The free base of **52** is obtained from **51** (0.31 g, 0.73 mmol),  $\alpha$ -chloroethyl  
 5 chloroformate (0.31 mL, 2.9 mmol) and polymer-supported Hünig's base (0.41 g, 1.45  
 mmol) in DCM (7 mL) following *General Procedure 3*. Purification by ion exchange  
 chromatography and conversion to the hydrochloride salt following *General Procedure 4*  
 gives **52** as a white solid (0.19 g, 77%). MW 375.82;  $C_{18}H_{26}FNO_4 \cdot HCl$ ;  $^1H$  NMR  
 (CD<sub>3</sub>OD):  $\delta$  6.98-7.01 (1H, m), 6.83-6.86 (2H, m), 3.99 (1H, dd, 3.5 Hz, 13 Hz), 3.82-  
 10 3.87 (2H, m), 3.63-3.73 (5H, m), 3.12-3.33 (4H, m), 2.91-3.02 (2H, m), 2.81 (2H, , 14  
 Hz), 1.31-1.73 (5H, m); LCMS (12 minute method): m/z 340.2 [M-HCl+H]<sup>+</sup>, R<sub>T</sub> 3.78  
 min.

**Example 21a: Preparation of 2-[5-fluoro-2-(methoxy)phenyl]-1-morpholin-2-yl-1-tetrahydro-2H-pyran-4-ylethanol hydrochloride (52b)**

**2-[5-Fluoro-2-(methoxy)phenyl]-1-[4-(phenylmethyl)morpholin-2-yl]-1-tetrahydro-2H-pyran-4-ylethanol hydrochloride (51b)**



2-Methoxy-5-fluoro-benzylbromide (455.6 g, 2.079 mol) is dissolved in toluene (1592  
 20 mL). **8b** (400.8 g, 1386 mmol) is dissolved in toluene (400 mL). An inerted 20 L vessel is  
 charged with 2-MeTHF (1202 mL), magnesium (50.59 g, 2.079 mol) and 1.5M DIBALH  
 (16 mL). The benzyl bromide solution is charged in a funnel flask then an initial charge  
 of 5% of the total amount of benzyl bromide is added to the magnesium mixture at 22°C.  
 After 15 mins, the remainder of the benzyl bromide solution is added over 160 mins at

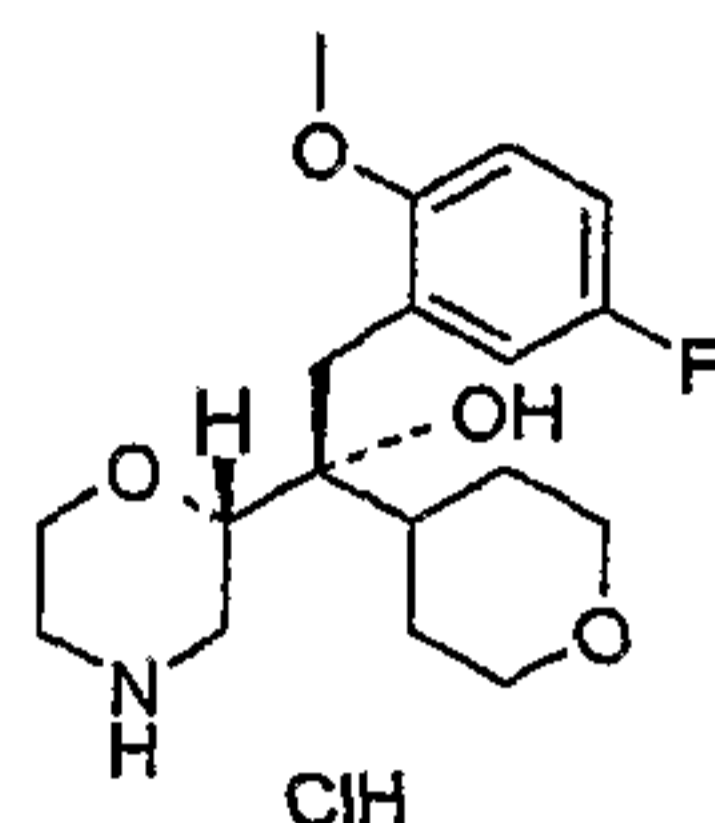
-85-

room temperature. After an additional 1h stirring, the **8b** solution is slowly added to the mixture over 140 mins at  $-15^{\circ}\text{C}$ . After a further 30 mins, the quench is performed by addition of acetic acid (124 mL) keeping the temperature below  $-5^{\circ}\text{C}$ , then a 10/1 v/v water/acetic acid mixture (2200 mL) is added keeping the temperature below  $10^{\circ}\text{C}$ . The organic layer is extracted at room temperature, filtered to remove Mg turnings and left overnight. The organic layer is washed with water (500 mL), then basification is performed by addition of water (1600 mL) and  $\text{NH}_3\text{aq}$  (311.8 mL). The organic layer is concentrated and *i*-propanol (2000 mL) is added. The azeotrope toluene/*i*-propanol is stripped off under reduced pressure, then *i*-propanol is removed. The brown-orange oil is dissolved in *i*-propanol (2380 mL) then 12N HCl<sub>aq</sub> (138.6 mL) and water (2380 mL) are added. The apolar impurities are removed with a cyclohexane wash (4760 mL). Then, the aqueous layer is basified with  $\text{NH}_3\text{aq}$  and extracted with toluene (4 L). The organic layer is washed with water (500 mL), then the combined aqueous layers are extracted with toluene (4 L) and then this new toluene solution is washed with water (500 mL). The combined organic layers are concentrated under reduced pressure, then *i*-propanol (2 L) is added and the solution is concentrated again to provide a crude oil of **51b** (550 g, 91% yield; 94% ee) and 100 g of *i*-propanol. This crude oil is diluted with THF (2000 mL) and 8.76M HBr<sub>aq</sub> (153.9 mL) is added. This mixture is allowed to stir overnight and a thin suspension is observed. The precipitate is filtered and washed with THF (150 mL) to give 34 g of racemic **51** as the HBr salt. The mother liquors are concentrated then toluene (1500 mL), water (500 mL) and  $\text{NH}_3\text{aq}$  (103.58 mL, 1.386 mol) are added. The organic layer is extracted and washed with water (250 mL). The combined aqueous layers are extracted with toluene (500 mL). The combined organic layers are dried over  $\text{MgSO}_4$  and concentrated under reduced pressure, then *i*-propanol (2 L) is added and stripped off again. Then, the oil is dissolved in *i*-propanol (1 L), 12N HCl (121.3 mL) is added and the mixture is allowed to stir for 15 mins, then the solvent is partially stripped off to provide **51b** as the desired diastereoisomer (1021 g; 98.4% ee)



-86-

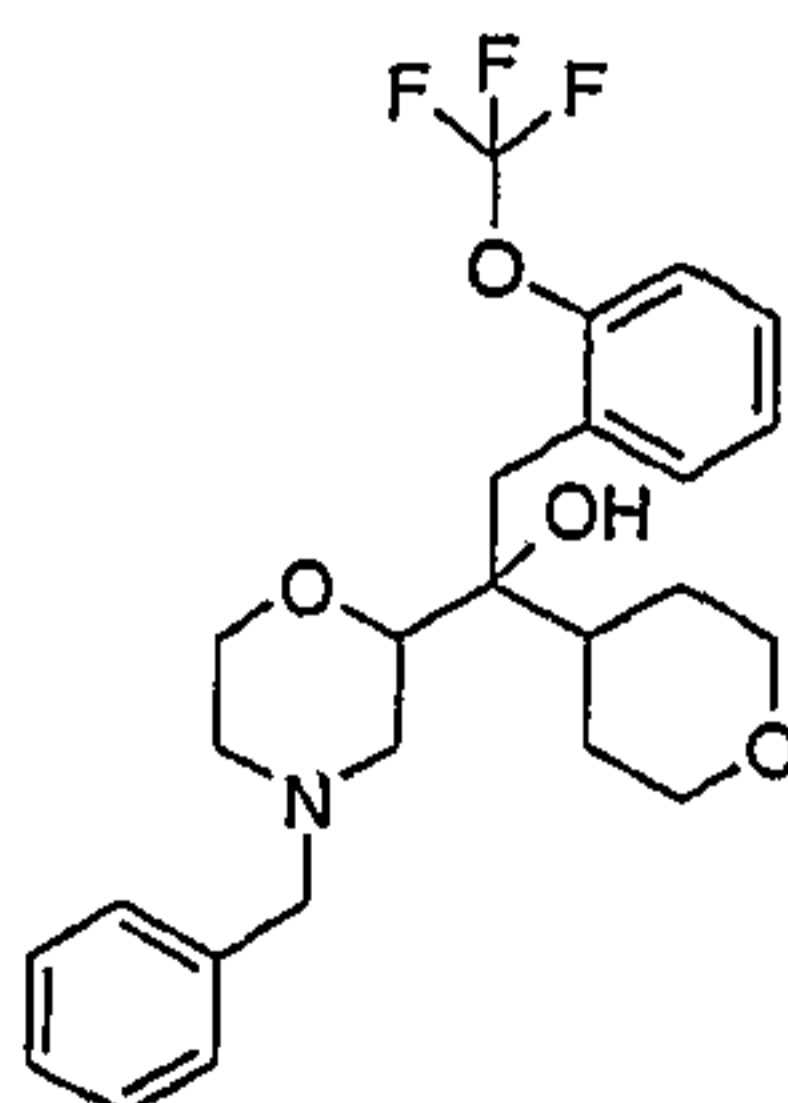
***2-[5-Fluoro-2-methoxy)phenyl]-1-morpholin-2-yl-1-tetrahydro-2H-pyran-4-ylethanol hydrochloride (52b)***



A 6 L Parr bottle is loaded with **51b** (1021 g), *i*-propanol (3630 mL) and water (639 mL).  
 5 After purging with N<sub>2</sub>, 5% Pd-C 52% wet is added (105.6 g) and the mixture is then  
 pressurized with hydrogen (50 psi). The reaction mixture is shaken for 9h30mins, then the  
 mixture is filtered on a Hyflo Super Cel® pad (100 g) pre-imbibed with 80/20 *i*-  
 propanol/water (500 mL). The catalyst is rinsed with a 80:20: *i*-propanol:water mixture  
 (500 mL). The solvents are stripped off then *i*-propanol is added (2000 mL) to be partially  
 10 removed again. Then *i*-propanol is re-added (1400 mL) and the heterogeneous mixture is  
 concentrated to provide an off-white solid. To this crude alcohol **52b** is added *i*-propanol  
 (4474 mL) and the mixture is heated to reflux until a homogeneous solution is formed.  
 Then, the mixture is cooled slowly and the crystallization starts at 60°C. The powder is  
 filtered at room temperature, rinsed with *i*-propanol (2x350 mL) and dried under reduced  
 15 pressure at 40°C to give highly pure compound **52b** with 80% recovery yield (98.4% de,  
 99.2% ee).

**Example 22: Preparation of 1-morpholin-2-yl-1-tetrahydro-2H-pyran-4-yl-2-{2-[(trifluoromethyl)oxy] phenyl}ethanol hydrochloride (54)**

20 ***1-[4-(Phenylmethyl)morpholin-2-yl]-1-tetrahydro-2H-pyran-4-yl-2-{2-[(trifluoromethyl)oxy]phenyl}ethanol (53)***

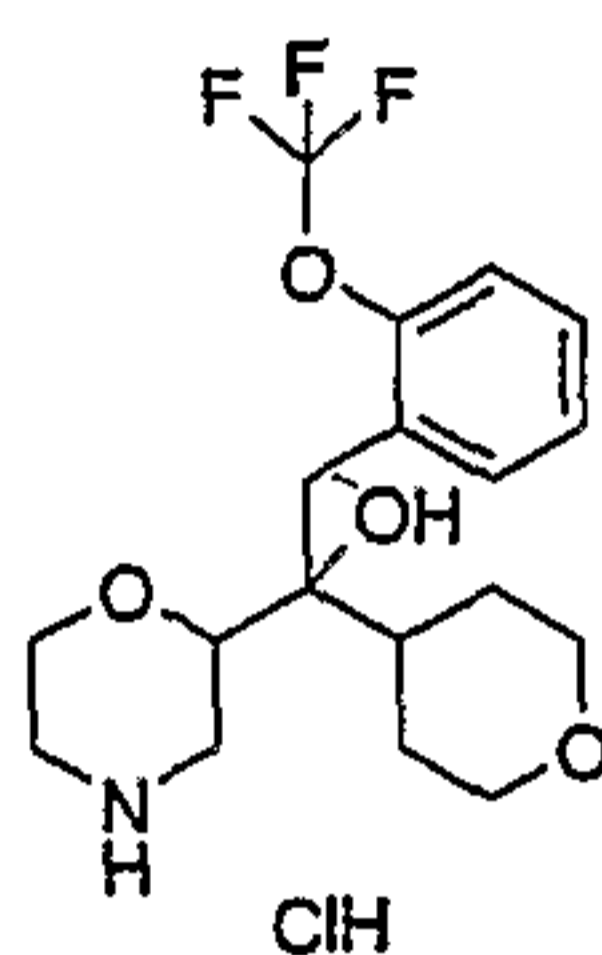


Compound **53** is obtained from **8** (0.61 g, 2.11 mmol) and commercially available  
 (Fluorochem) 2-trifluoromethoxy benzyl magnesium bromide (4.6 mL, 2.32 mmol, 1.1eq)

-87-

in anhydrous THF (15 mL) following *General Procedure 2*. Further 2-trifluoromethoxy benzyl magnesium bromide (4.22 mL, 2.11 mmol) is added. Purification by ion exchange chromatography gives **53** as an oil of 88% purity (1.39 g isolated material, ca 88% purity) which is directly used in the next step. MW 465.52; C<sub>25</sub>H<sub>30</sub>F<sub>3</sub>NO<sub>4</sub>; LCMS (6 minute method): m/z 466.2 [M+H]<sup>+</sup>, R<sub>T</sub> 3.67 min.

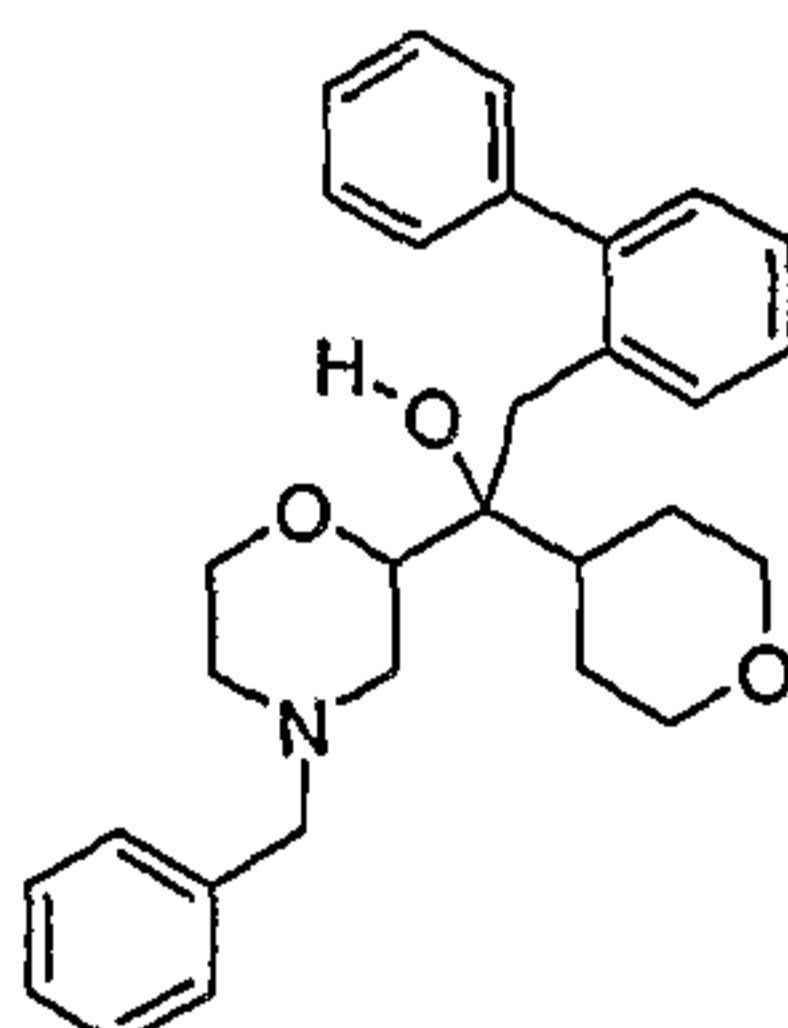
***1-Morpholin-2-yl-1-tetrahydro-2H-pyran-4-yl-2-{2-[(trifluoromethyl)oxy]phenyl}ethanol hydrochloride (54)***



The free base of **54** is obtained from **53** (0.27 g, 0.57 mmol),  $\alpha$ -chloroethyl chloroformate (0.25 mL, 2.30 mmol, 4 eq) and polymer-supported Hünig's base (0.32 g, 1.15 mmol, 2eq) in DCM (5 mL) following *General Procedure 3*. Purification by ion exchange chromatography followed by preparative LCMS (gradient) and conversion to the hydrochloride salt following *General Procedure 4* gives **54** as white solid (82 mg, 17%). MW 411.85; C<sub>18</sub>H<sub>24</sub>F<sub>3</sub>NO<sub>4</sub>.HCl. <sup>1</sup>H NMR (CD<sub>3</sub>OD)  $\delta$  7.45-7.48 (1H, m), 7.16-7.27 (3H, m), 3.98 (1H, dd, 4.0 Hz, 13 Hz), 3.65-3.88 (4H, m), 3.12-3.31 (4H, m), 2.87-3.01 (4H, m), 1.30-1.68 (5H, m); LCMS (12 minute method): m/z 376.1 [M-HCl+H]<sup>+</sup>, R<sub>T</sub> 4.28 min.

**Example 23: Preparation of 2-[1,1'-biphenyl]-2-yl-1-morpholin-2-yl-1-tetrahydro-2H-pyran-4-ylethanol hydrochloride (56)**

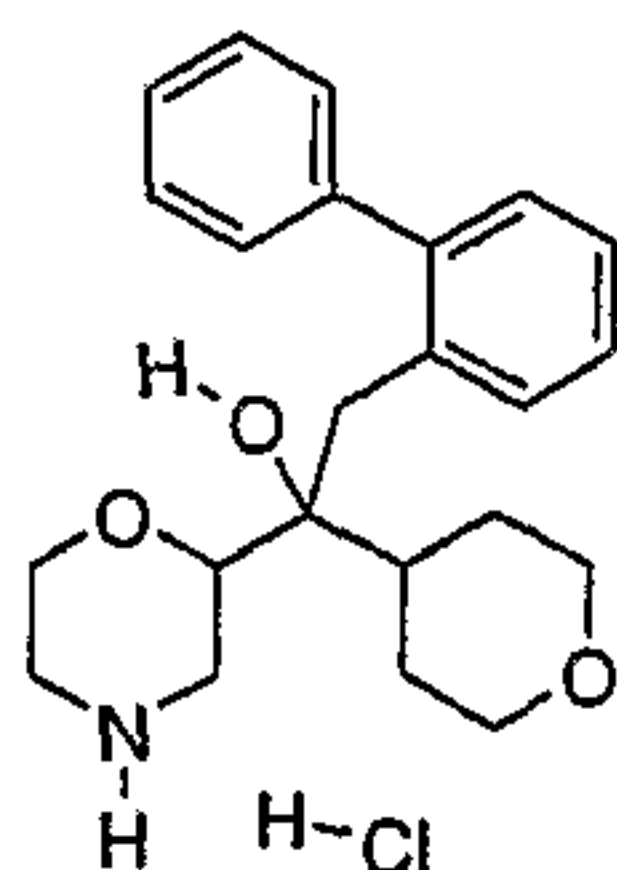
***2-[1,1'-Biphenyl]-2-yl-1-[4-(phenylmethyl)morpholin-2-yl]-1-tetrahydro-2H-pyran-4-ylethanol (55)***



-88-

Compound **55** is prepared from **8** (0.56 g, 1.94 mmol) and 2-phenyl benzyl magnesium bromide solution (0.25 M solution in diethyl ether, 9.31 mL, 2.33 mmol, 1.2 eq) following *General Procedure 2*. 2-Phenylbenzyl magnesium bromide is prepared from commercially available (Aldrich) 2-phenylbenzyl bromide following *General Procedure*  
 5 5. Further 2-phenyl benzyl magnesium bromide solution (1 mL) is added and the reaction left under stirring overnight. Purification by ion exchange chromatography gives **55** as an off-white foam-like solid (0.37 g, 68%). MW 457.62; C<sub>30</sub>H<sub>35</sub>NO<sub>3</sub>; LCMS. (6 minute method): m/z 458 [M+H]<sup>+</sup>, R<sub>T</sub> 3.58 min.

10 **2-[1,1'-Biphenyl]-2-yl-1-morpholin-2-yl-1-tetrahydro-2H-pyran-4-ylethanol hydrochloride (56)**



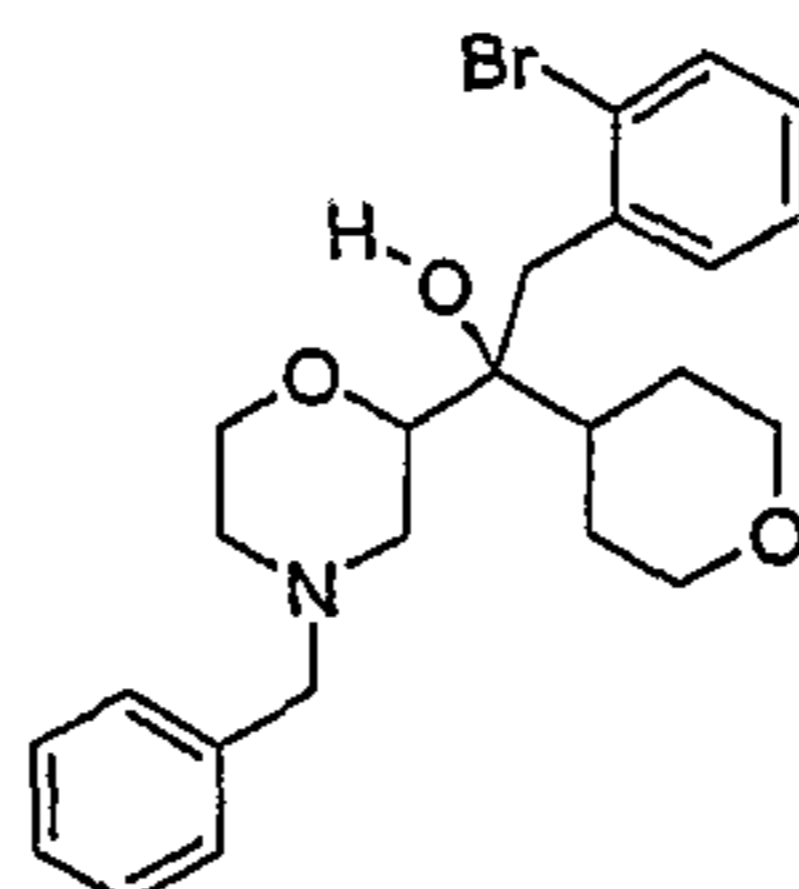
The free base of **56** is obtained from **55** (0.588 g, 1.28 mmol), solid supported Hünig's base (0.72 g) and α-chloroethyl chloroformate (0.53 mL) in anhydrous DCM (20 mL) following *General Procedure 3*. Purification by ion exchange chromatography gives the  
 15 free base of **56** as viscous oil (0.483 g), contaminated with a small amount of the N-protected compound **55**. The residue is treated with an excess of reagents (1 eq), solid supported Hünig's base (0.36 g) and α-chloroethyl chloroformate (0.26 mL) in anhydrous DCM (20 mL) and methanol (20 mL) and purified by ion exchange chromatography to give the free base of **56** (0.432 g). Purification by preparative LCMS followed by  
 20 conversion to its hydrochloride salt following *General Procedure 4* gives **56** (0.280 g, 54 %). MW 403.95; C<sub>23</sub>H<sub>29</sub>NO<sub>3</sub>.HCl; <sup>1</sup>H NMR (CD<sub>3</sub>OD): δ 7.45-7.59 (1H, m), 7.10-7.35 (8H, m), 3.85 (1H, dd, 13 Hz, 3.5 Hz), 3.75 (1H, dd, 11.5 Hz, 3.5 Hz), 3.51-3.59 (3H, m), 2.83-3.12 (7H, m), 2.64 (1H, t, 12 Hz), 1.36-1.52 (2H, m), 1.02-1.21 (2H, m), 0.90-0.94 (1H, m); LCMS: (12 min method) m/z 368 [M-HCl +H]<sup>+</sup>, R<sub>T</sub> 4.6 min.

25

-89-

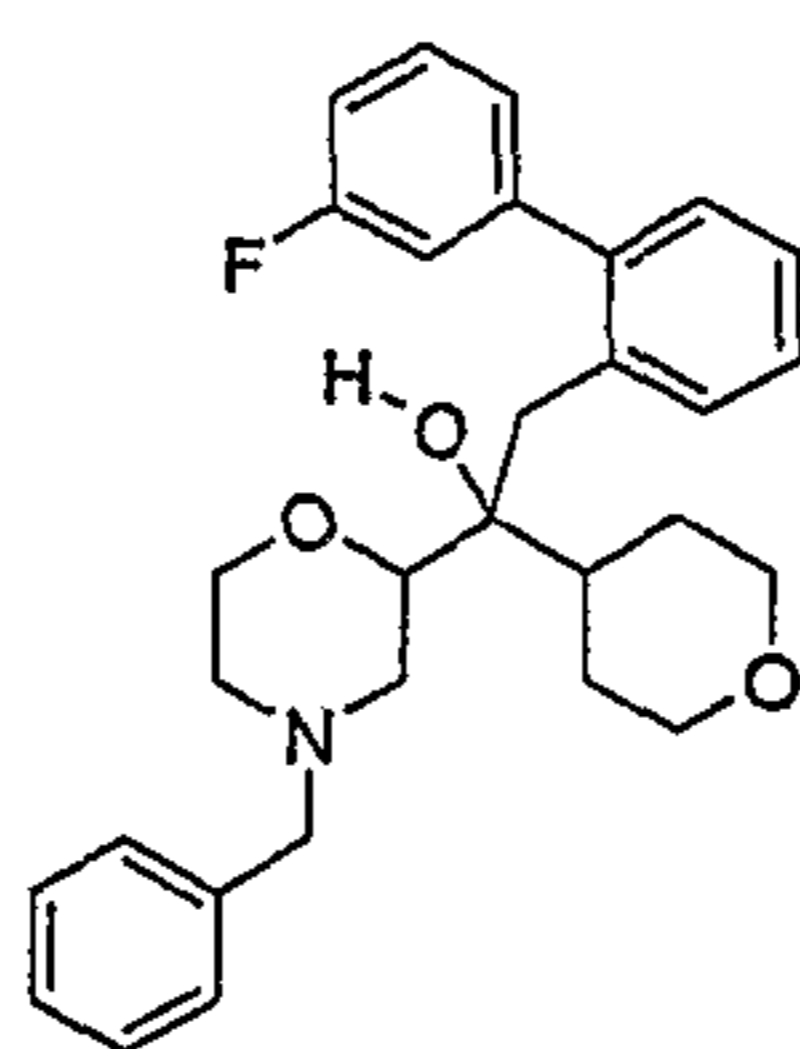
**Example 24: Preparation of 2-(3'-Fluoro-biphenyl-2-yl)-1-morpholin-2-yl-1-(tetrahydro-pyran-4-yl)-ethanol (58)**

***2-Bromo-1-[4-(phenylmethyl) morpholin-2-yl]-1-(tetrahydro-pyran-4-yl)-ethanol***



5 Commercially available (Aldrich) 2-bromobenzyl magnesium bromide (0.25M solution in diethylether, 48.9 mL, 12.18 mmol, 2.6 eq) is added in three portions over 90 minutes to a solution of **8** (1.35 g, 4.7 mmol) in dry THF (30 mL) at 0°C. After quenching with ice water, saturated ammonium chloride solution is added and the aqueous phase washed with EtOAc. The combined organic phases are washed with brine and water, dried over  
10 magnesium sulphate and solvents removed in vacuo. Purification by ion exchange chromatography followed by purification using automated column chromatography (eluent, EtOAc/n-heptane 10/90 to 50/50 [v/v]) gives **57** (0.56 g, 26%). MW 460.42; C<sub>24</sub>H<sub>30</sub>BrNO<sub>3</sub>; LCMS (6 minute method): m/z 462.4 [M+H]<sup>+</sup>, RT 3.11 min.

15 ***2-(3'-Fluoro-biphenyl-2-yl)-1-[4-(phenylmethyl) morpholin-2-yl]-1-(tetrahydro-pyran-4-yl)-ethanol (57)***

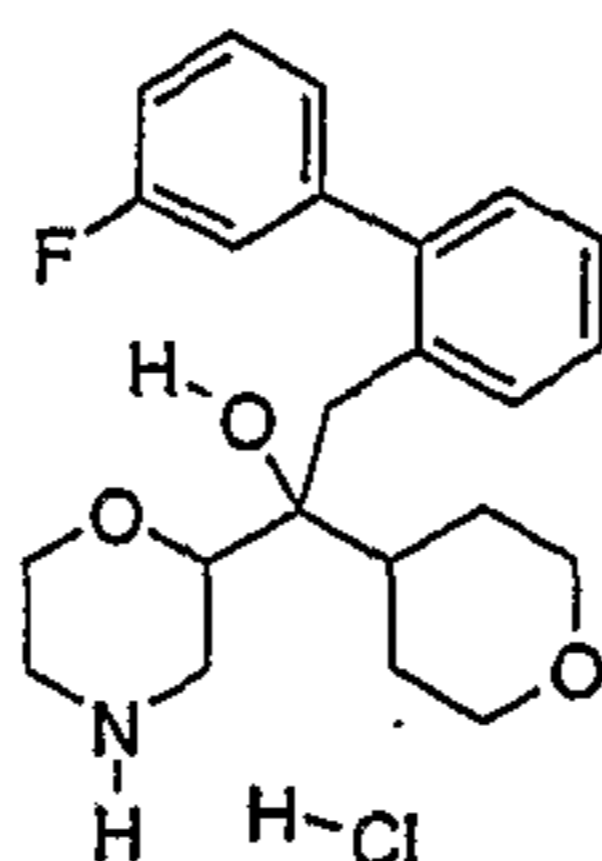


To a suspension of Pd(OAc)<sub>2</sub> (2.44 mg, 0.011 mmol, 0.02 eq) in acetonitrile (1.5 mL) is added triphenyl phosphine (11.4 mg, 0.043 mmol, 0.08 eq) under nitrogen at room temperature leading to the formation of a white precipitate. Addition of water (0.5 mL),  
20 3-fluoro-phenyl boronic acid (91.2 mg, 0.65 mmol, 1.2 eq) and **57** (0.25 mg, 0.54 mmol) gives a dark grey solution after 10-20 minutes which is heated to reflux and left stirring at reflux overnight. Further 3-fluoro-phenyl boronic acid (70 mg, 0.55 mmol, 1 eq) and Pd(OAc)<sub>2</sub> (2-3 mg) are added and the mixture is left stirring at reflux for another 24

-90-

hours. Purification by ion exchange chromatography gives **57** (0.21 g, 83%) MW 475.61; C<sub>30</sub>H<sub>34</sub>FNO<sub>3</sub>; LCMS (6 minute method): m/z 476.4 [M+H]<sup>+</sup>, RT 3.41min.

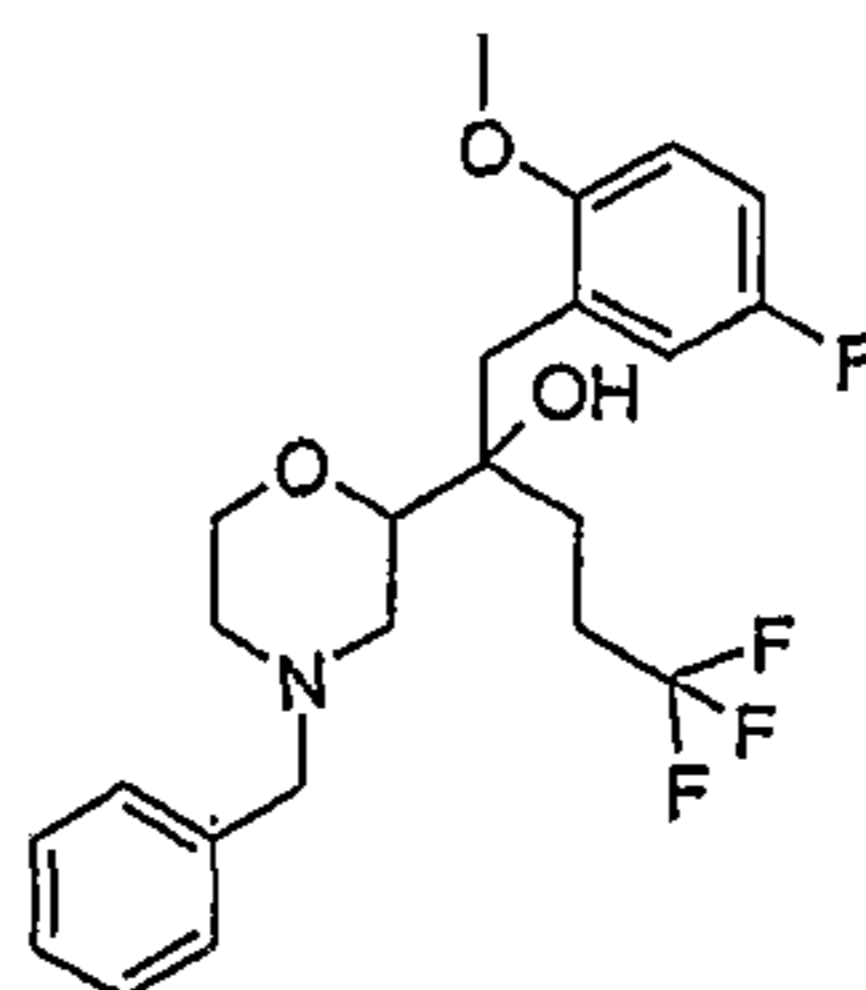
**2-(3'-Fluoro-biphenyl-2-yl)-1-morpholin-2-yl-1-(tetrahydro-pyran-4-yl)-ethanol (58)**



- 5 Compound **58** is obtained from **57** (0.213 g, 0.45 mmol), solid supported Hünig's base (0.25 g, 7.12 mmol, 4 eq) and  $\alpha$ -chloroethyl chloroformate (0.19 mL, 1.79 mmol, 4 eq) in anhydrous DCM (7 mL) following *General Procedure 3*. Purification by ion exchange chromatography gives the free base of **58** as a white foam (125 mg) which is further purified by preparative LCMS. Conversion to its hydrochloride salt following *General*
- 10 *Procedure 4* gives **58** as a yellow gum (96.5 g, 56 %). MW 421.94; C<sub>23</sub>H<sub>28</sub>FNO<sub>3</sub>·HCl; <sup>1</sup>H NMR (CD<sub>3</sub>OD):  $\delta$  7.60-7.45 (1H, m), 6.90-7.45 (6H, m), 3.55-3.95 (5H, m), 2.85-3.30 (10H, m), 2.64 (1H, t, 12.0 Hz), 0.95-1.45 (5H, m); LCMS. (12 minute method): m/z 386 [M-HCl+H]<sup>+</sup>, R<sub>T</sub> 4.64 min.

15 **Example 25: Preparation of 5,5,5-trifluoro-1-(5-fluoro-2-methoxy-phenyl)-2-morpholin-2-yl-pentan-2-ol (60)**

**5,5,5-Trifluoro-1-[5-fluoro-2-(methoxy)phenyl]-2-[4-(phenylmethyl) morpholin-2-yl]pentan-2-ol (59)**

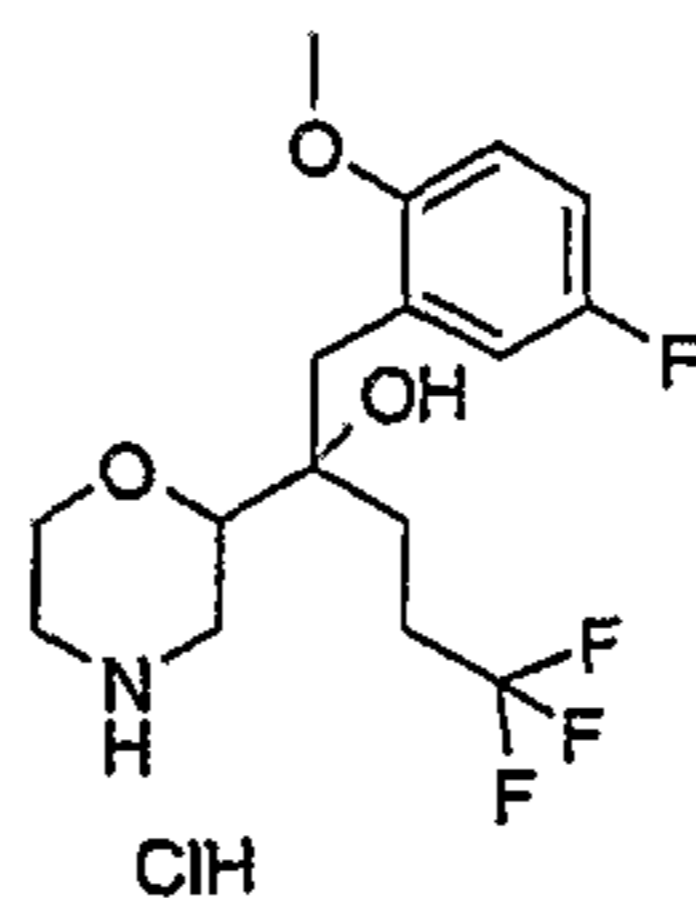


- 20 Compound **59** is obtained from **9** (0.7 g, 2.32 mmol) and 2-methoxy-5-fluorobenzyl magnesium bromide (5.11 mL, 2.55 mmol, 1.1eq) in dry THF (15 mL) following *General Procedure 2*. Purification by ion exchange chromatography gives **59** as an oil of 80%

-91-

purity which is directly used in the next step (0.9 g recovered material). MW 441.47;  $C_{23}H_{27}F_4NO_4$ ; LCMS (6 minute method):  $m/z$  442.4  $[M+H]^+$ ,  $R_T$  3.36 min.

**5,5,5-Trifluoro-1-[5-fluoro-2-(methoxy)phenyl]-2-morpholin-2-yl]pentan-2-ol hydrochloride (60)**



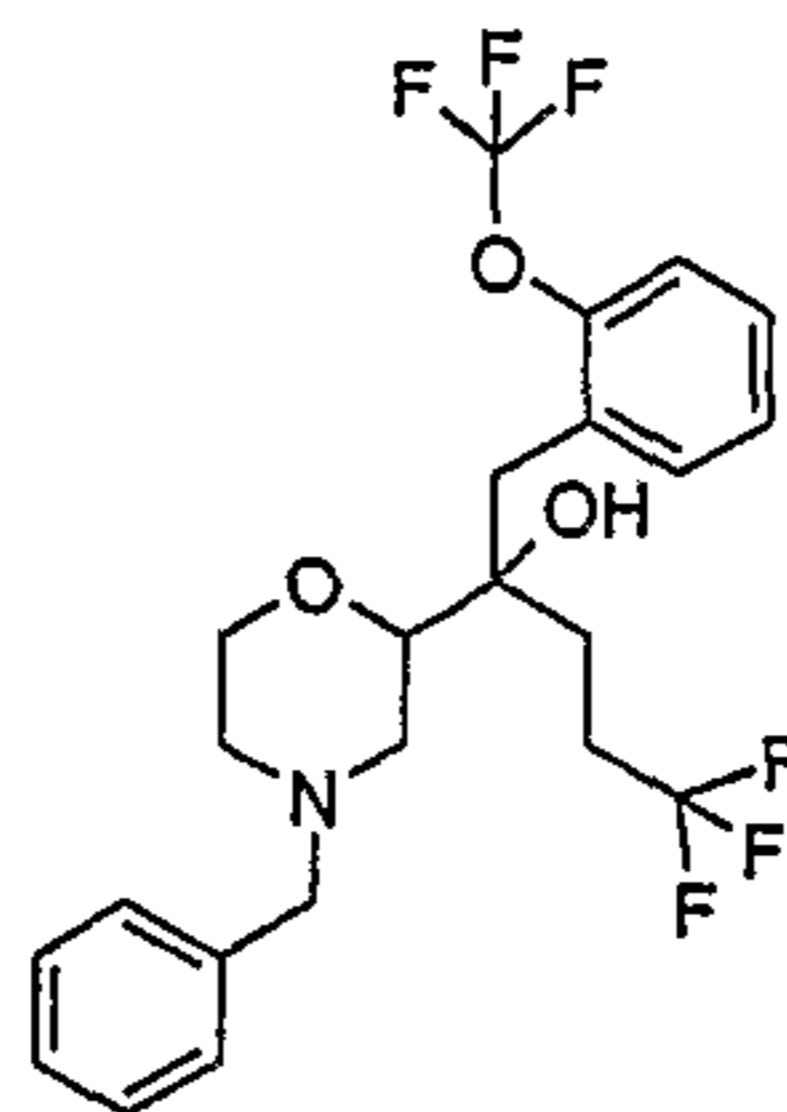
5

The free base of **60** is obtained from **59** (0.9 g, 2.04 mmol),  $\alpha$ -chloroethyl chloroformate (0.88 mL, 8.15 mmol, 4 eq) and polymer-supported Hünig's base (1.15 g, 4.08 mmol, 2eq) in DCM (25 mL) following *General Procedure 3*. Purification by ion exchange chromatography followed by preparative LCMS and conversion to the hydrochloride salt following *General Procedure 4* gives **60** as a yellow solid (0.133 g, 17%). MW 387.80;  $C_{16}H_{21}F_4NO_3 \cdot HCl$ .  $^1H$  NMR ( $CD_3OD$ ):  $\delta$  6.93-6.96 (1H, m), 6.86-6.87 (2H, m), 4.09-4.13 (1H, m), 3.68-3.75 (4H, m), 3.42-3.47 (1H, m), 3.34-3.40 (1H, m), 3.16-3.25 (1H, m), 3.03-3.11 (2H, m), 2.83 (2H, , 14 Hz), 2.12-2.29 (2H, m), 1.58-1.68 (1H, m), 1.29-1.39 (1H, m). LCMS (12 minute method):  $m/z$  352.1  $[M-HCl+H]^+$ ,  $R_T$  4.54 and 4.66 min.

15

**Example 26: Preparation of 5,5,5-trifluoro-2-morpholin-2-yl-1-(2-trifluoromethoxy-phenyl)-pentan-2-ol (62)**

**5,5,5-Trifluoro-2-[4-(phenylmethyl)morpholin-2-yl]-1-(2-trifluoromethoxy)phenyl}pentan-2-ol (61)**



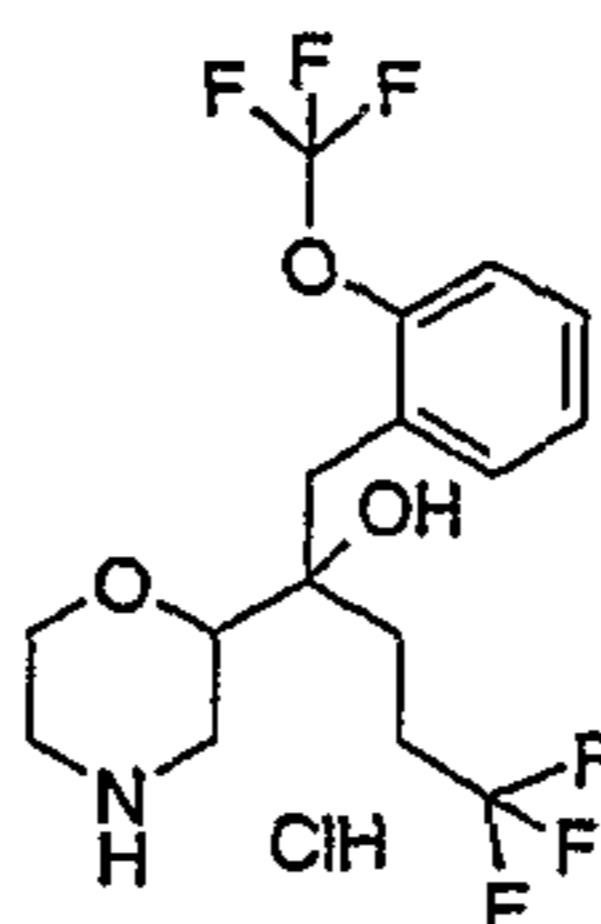
20

Compound **61** is obtained from **9** (0.7 g, 2.32 mmol) and commercially available (Fluorochem) 2-trifluoromethoxy benzyl magnesium bromide (5.12 mL, 2.56 mmol, 1.1eq) in dry THF (15 mL) following *General Procedure 2*. Purification by ion exchange

-92-

chromatography followed by automated column chromatography eluent, n-heptane/EtOAc 100/0 to 50/50 [v/v]) gives **61** as an oil (0.27 g, 25%). MW 477.45;  $C_{23}H_{25}F_6NO_3$ ; LCMS (6 minute method):  $m/z$  478.4  $[M+H]^+$ ,  $R_T$  3.63 min.

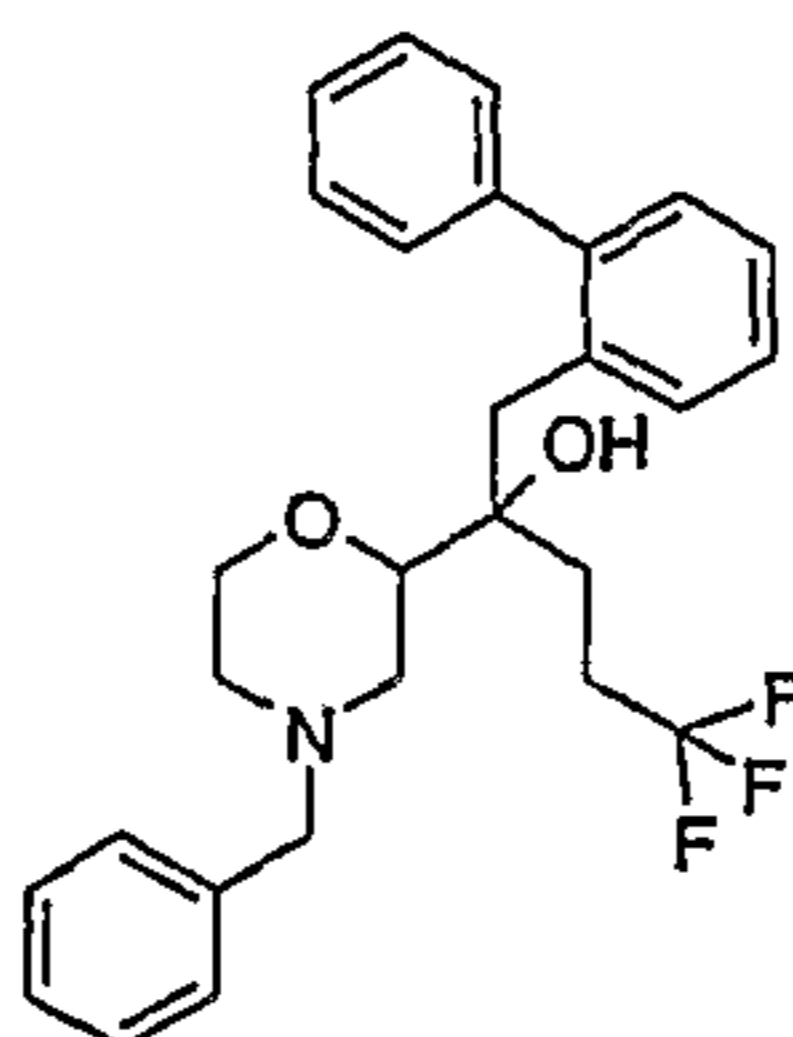
**5,5,5-Trifluoro-2-morpholin-2-yl-1-{2-trifluoromethyl}oxy]phenyl}pentan-2-ol hydrochloride (**62**)**



The free base of **62** is obtained from **61** (0.25 g, 0.53 mmol),  $\alpha$ -chloroethyl chloroformate (0.23 mL, 2.12 mmol, 4eq) and polymer-supported Hünig's base (0.30 g, 1.06 mmol, 2eq) in DCM (5 mL) following *General Procedure 3*. Purification by ion exchange chromatography followed by preparative LCMS and conversion to its hydrochloride salt gives **62** as a yellow solid (0.051 g, 23%). MW 423.78;  $C_{16}H_{19}F_6NO_3 \cdot HCl$ ;  $^1H$  NMR ( $CD_3OD$ ):  $\delta$  7.40-7.42 (1H, m), 7.19-7.30 (3H, m), 4.09-4.13 (1H, m), 3.71-3.78 (1H, m), 3.50-3.53 (1H, m), 3.36-3.40 (1H, m), 3.08-3.22 (3H, m), 2.89 (2H, , 14 Hz), 2.09-2.17 (2H, m), 1.65-1.75 (1H, m), 1.30-1.40 (1H, m); LCMS (12 minute method):  $m/z$  388.1  $[M-HCl+H]^+$ ,  $R_T$  4.99 min.

**Example 27: Preparation of 1-[1,1'-biphenyl]-2-yl-5,5,5-trifluoro-2-morpholin-2-ylpentan-2-ol hydrochloride (**64**)**

**1-[1,1'-Biphenyl]-2-yl-5,5,5-trifluoro-2-[4-(phenylmethyl)morpholin-2-yl]pentan-2-ol (**63**)**

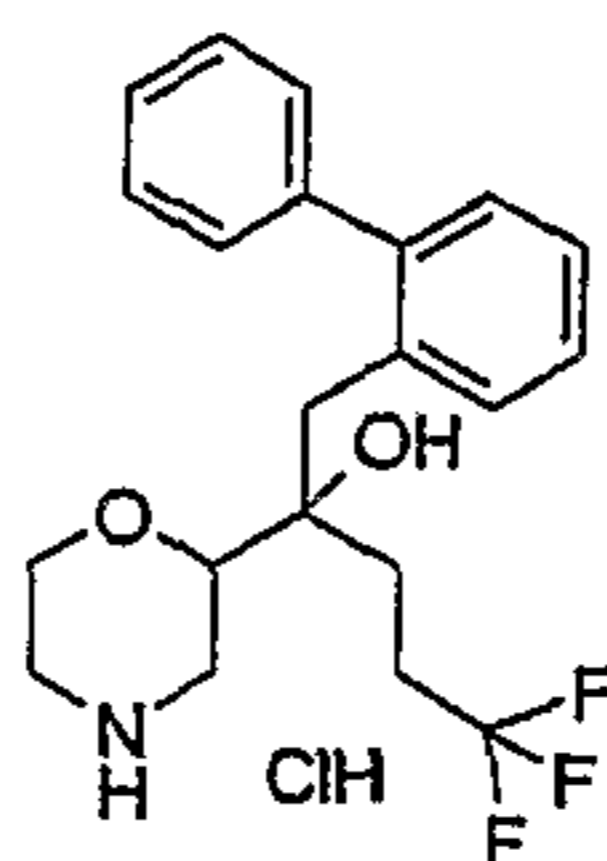


Compound **63** is obtained from **9** (0.7 g, 2.32 mmol) and 2-phenylbenzyl magnesium bromide (10.2 mL, 2.55 mmol, 1.1 eq) in dry THF (15 mL) following *General Procedure*

-93-

2. 2-Phenylbenzyl magnesium bromide is prepared from commercially available (Aldrich) 2-phenylbenzyl bromide following *General Procedure 5*. Purification by ion exchange chromatography followed by automated column chromatography (eluent, exane/EtOAc 100/0 to 70/30 [v/v]) gives **63** as an oil (604 mg, 60% purity). MW 469.55;  $C_{28}H_{30}F_3NO_2$ ; LCMS (6 minute method):  $m/z$  470.4  $[M+H]^+$ ,  $R_T$  3.77 min.

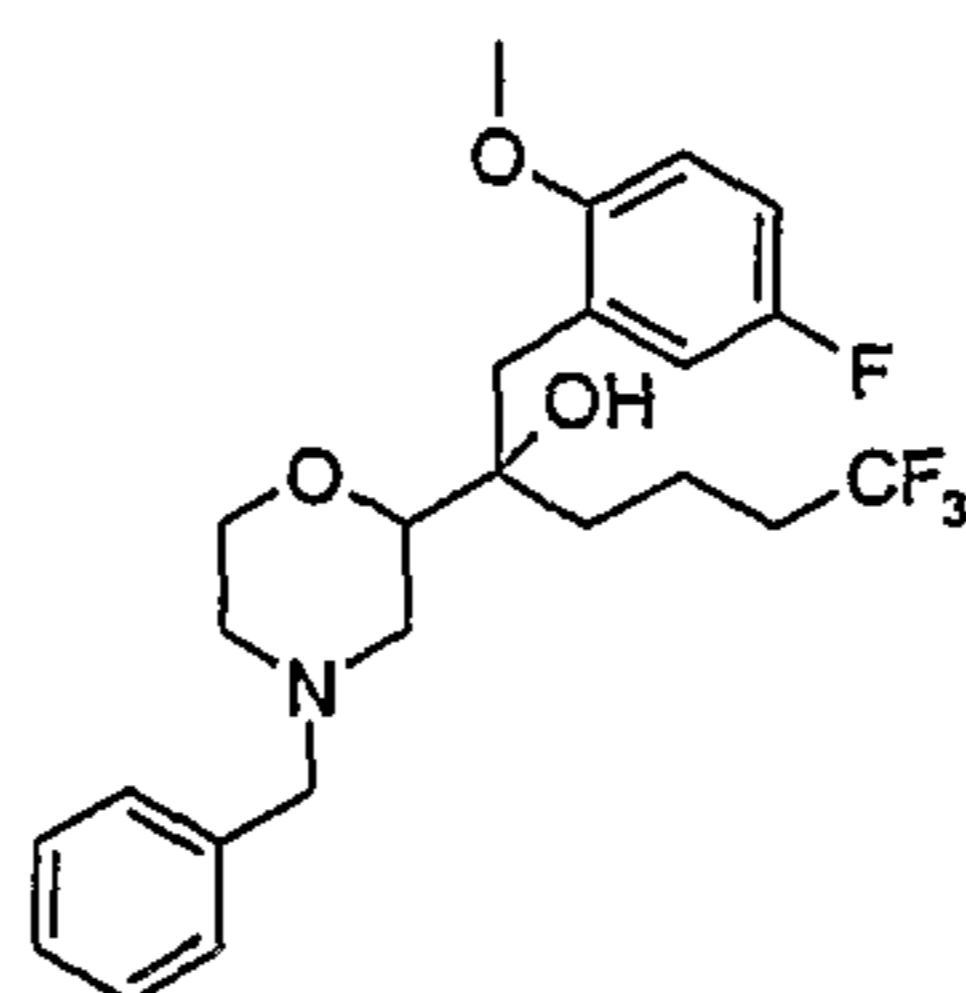
***1-[1,1'-Biphenyl]-2-yl-5,5,5-trifluoro-2-morpholin-2-ylpentan-2-ol hydrochloride (64)***



The free base of **64** is obtained from **63** (0.6 g, 1.29 mmol),  $\alpha$ -chloroethyl chloroformate (0.56 mL, 5.15 mmol, 4eq) and polymer-supported Hünig's base (0.72 g, 2.58 mmol, 2eq) in DCM (12 mL) following *General Procedure 3*. Purification by ion exchange followed by preparative LCMS and conversion to the hydrochloride salt following *General Procedure 4* gives **64** as a yellow solid (0.16 g, 30%). MW 415.89;  $C_{21}H_{24}F_3NO_2 \cdot HCl$ ;  $^1H$  NMR ( $CD_3OD$ )  $\delta$  7.43-7.46 (1H, m); 7.18-7.35 (7H, m), 7.10-7.13 (1H, m), 3.90- 3.95 (1H, m), 3.57-3.65 (1H, m), 3.34-3.38 (1H, m), 2.92 (2H, , 14.5 Hz), 2.88-3.13 (4H, m), 1.59-1.85 (2H, m), 1.15-1.39 (2H, m); LCMS (12 minute method):  $m/z$  380.1  $[M-HCl+H]^+$ ,  $R_T$  5.22 min.

**Example 28: Preparation of 6,6,6-trifluoro-1-[5-fluoro-2-(methoxy)phenyl]-2-morphol-2-ylhexan-2-ol hydrochloride (66)**

***6,6,6-Trifluoro-1-[5-fluoro-2-(methoxy)phenyl]-2-[4-phenylmethyl) morpholin-2-yl]hexan-2-ol (65)***

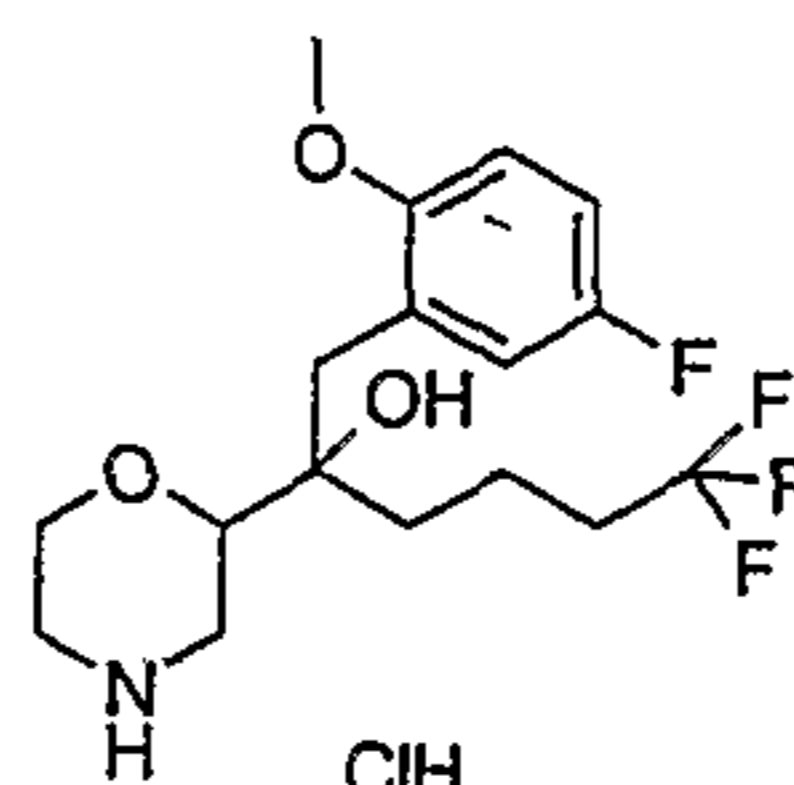




-94-

Compound **65** is obtained from **10** (0.6 g, 1.90 mmol) and 2-methoxy-5-fluorobenzyl magnesium bromide (4.2 mL, 2.09 mmol, 1.1 eq) in anhydrous THF (15 mL) following *General Procedure 2* (further 2-methoxy-5-fluorobenzyl magnesium bromide is added (3.8 mL, 1.90 mmol)). Purification by ion exchange chromatography gives **65** in 87%  
 5 purity as an oil which is directly used in the next step (0.7 g of recovered material). MW 455.50; C<sub>24</sub>H<sub>32</sub>FNO<sub>3</sub>; LCMS (6 minute method) m/z 456.2 [M+H]<sup>+</sup>, R<sub>T</sub> 3.5 6min.

**6,6,6-Trifluoro-1-[5-fluoro-2-(methoxy)phenyl]-2-morphol-2-ylhexan-2-ol hydrochloride (66)**



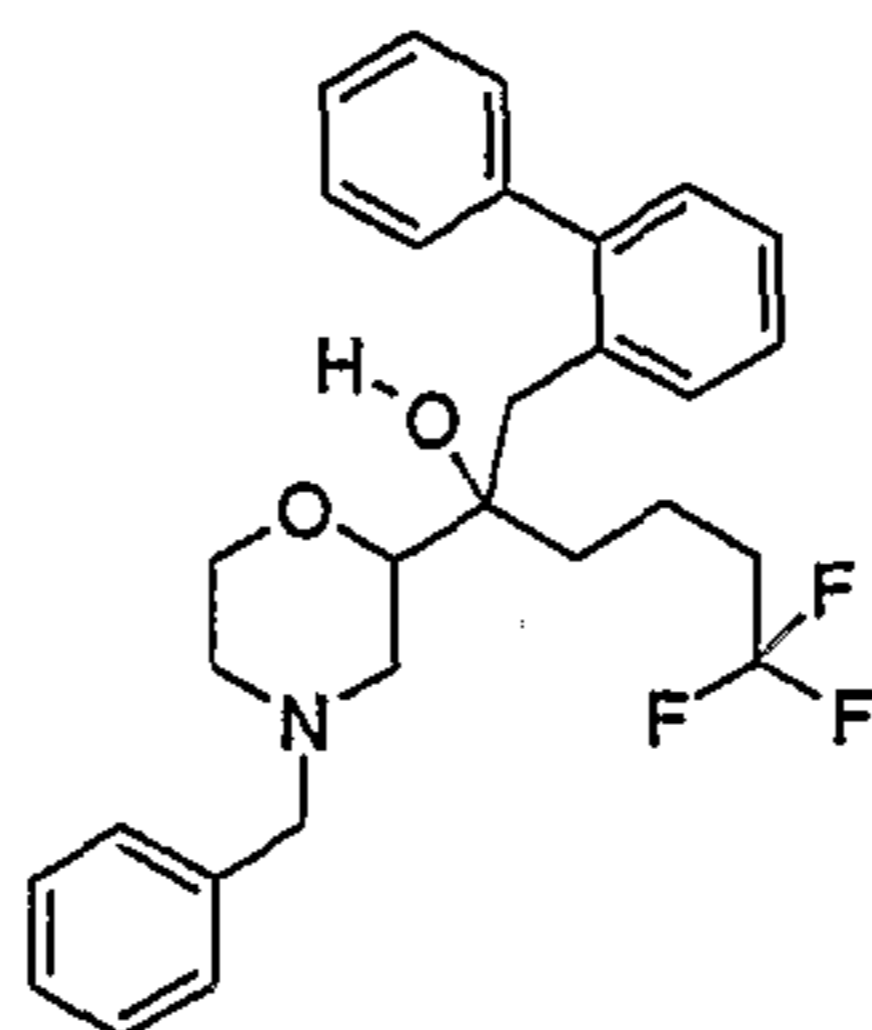
10 The free base of **66** is obtained from **65** (0.7 g, 1.53 mmol),  $\alpha$ -chloroethyl chloroformate (0.66 mL, 6.1 mmol, 4eq) and polymer-supported Hünig's base (0.86 g, 3.05 mmol, 2eq) in DCM (13 mL) following *General Procedure 3*. Purification by ion exchange  
 chromatography followed by automated column chromatography (eMeOH/ DCM 0/100  
 to 20/80 [v/v]) and conversion to the hydrochloride salt gives **66** (0.19 g, 40%) as a white  
 15 solid. MW 401.83; C<sub>17</sub>H<sub>23</sub>F<sub>4</sub>NO<sub>3</sub>.HCl; <sup>1</sup>H NMR (CD<sub>3</sub>OD)  $\delta$  7.04-7.08 (1H, m), 6.95-6.97  
 (2H, m), 4.21 (1H, dd, 3.0 Hz, 13.0 Hz), 3.78- 3.87 (4H, m), 3.63 (1H, dd, 2.0 Hz, 11.0  
 Hz), 3.45-3.49 (1H, m), 3.27-3.33 (1H, m), 3.12-3.21 (2H, m), 2.97 (2H, , 14.0 Hz), 1.97-  
 2.13 (2H,m), 1.61- 1.76 (2H, m), 1.48-1.58 (1H, m), 1.17-1.31 (1H, m); LCMS (12  
 minute method): m/z 366.1 [M-HCl+H]<sup>+</sup>, R<sub>T</sub> 4.72 min.

20

-95-

**Example 29: Preparation of 1-[1,1'-biphenyl]-2-yl-6,6,6-trifluoro-2-morpholin-2-yl]hexan-2-ol hydrochloride (68)**

***1-[1,1'-Biphenyl]-2-yl-6,6,6-trifluoro-2-[4-(phenylmethyl)morpholin-2-yl]hexan-2-ol (67)***

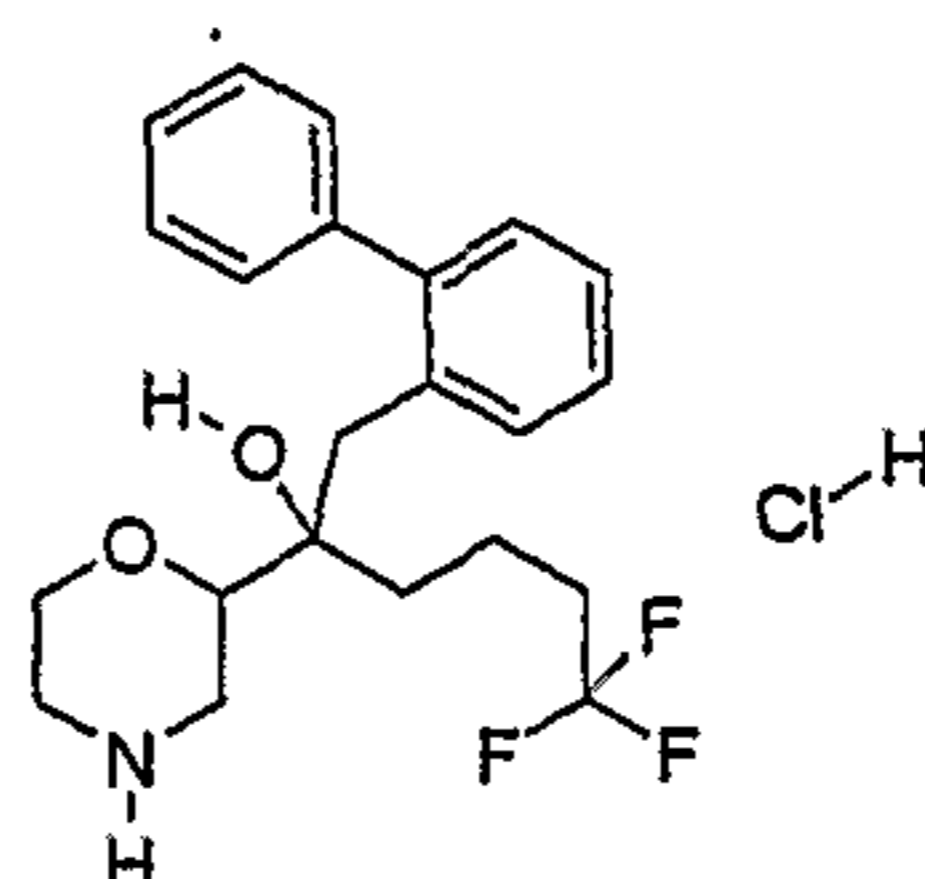


5

Compound **67** is prepared from **10** (0.853 g, 2.71 mmol) and 2-phenyl benzyl magnesium bromide (0.25 M solution in diethyl ether, 1.2 eq) following *General Procedure 2*. 2-Phenylbenzyl magnesium bromide is prepared from commercially available (Aldrich) 2-phenylbenzyl bromide following *General Procedure 5*. Further 2-phenyl benzyl magnesium bromide is added later (19.2 mL, 4.8 mmol). Purification by automated column chromatography (eluent, EtOAc/cyclohexane 20/80 to 40/60 [v/v]), followed by ion exchange chromatography gives **67** as a viscous oil (369 mg, 28%). MW 483.58; C<sub>29</sub>H<sub>32</sub> F<sub>3</sub>NO<sub>2</sub>; LCMS: (6 min method) m/z 484 [M+H]<sup>+</sup>, R<sub>T</sub> 4.26 min.

10

***1-[1,1'-Biphenyl]-2-yl-6,6,6-trifluoro-2-morpholin-2-yl]hexan-2-ol hydrochloride (68)***



15

The free base of **68** is obtained from **10** (0.369 g, 0.76 mmol), solid supported Hünig's base (0.43 g) and  $\alpha$ -chloroethyl chloroformate (0.32 mL) in anhydrous DCM (10 mL) following *General Procedure 3*. Purification by ion exchange chromatography gives the free base of **68** as a viscous oil (0.143 g, 48 %) which is converted into the hydrochloride salt **68** following *General Procedure 4*. MW 429.91; C<sub>22</sub>H<sub>26</sub>NO<sub>2</sub>F<sub>3</sub> HCl; <sup>1</sup>H NMR (CD<sub>3</sub>OD): 7.44-7.47 (1H, m),  $\delta$  7.16-7.35 (7H, m), 7.08-7.11 (1H, m), 3.94 (1H, dd, 12.5 Hz, 3.5 Hz), 3.57 (1H, t, 12.5 Hz), 3.34-3.38 (1H, m), 2.80-3.11 (6H, m), 1.65-3.90 (2H, m), 1.02-1.24 (4H, m). LCMS: (12 minute method) m/z 394 [M-HCl+H]<sup>+</sup>, R<sub>T</sub> 5.42 min.

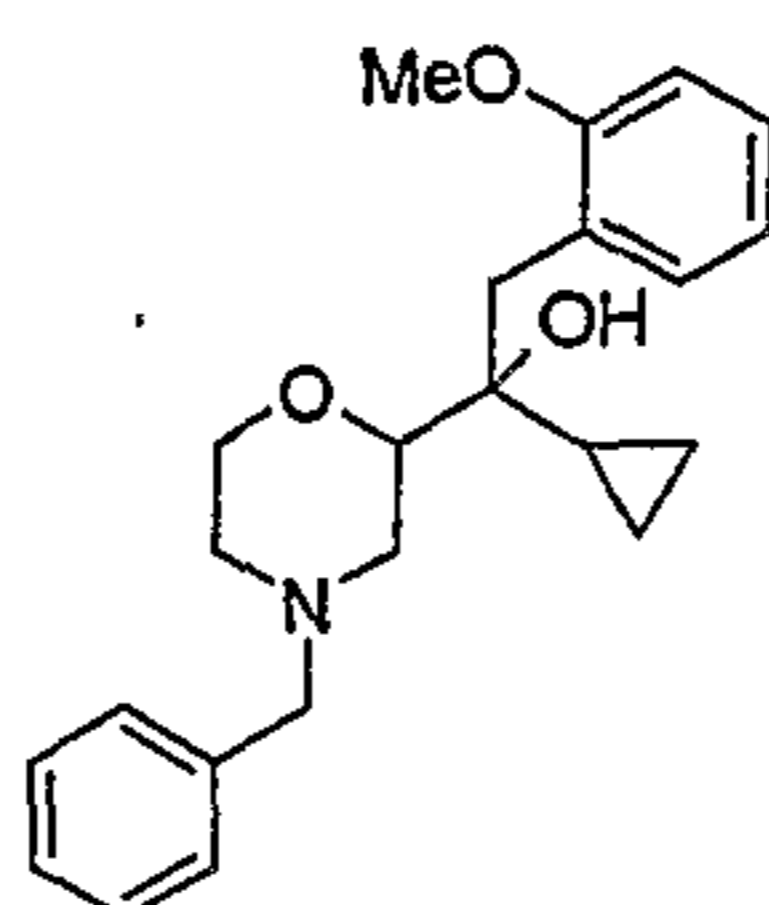
20

-96-

**Example 30: Preparation of 1-Cyclopropyl-2-[2-(methoxy)phenyl]-1-morpholin-2-ylethanol hydrochloride (70)**

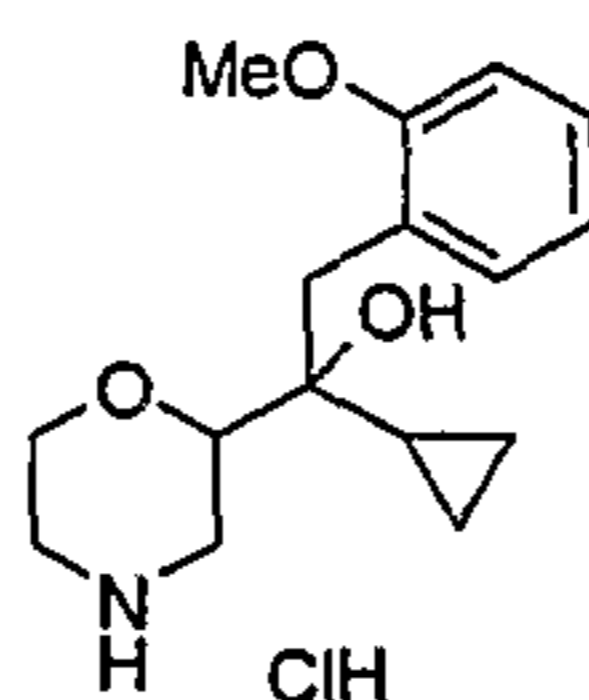
***1-Cyclopropyl-2-[2-(methoxy)phenyl]-1-[4-(phenylmethyl) morpholin-2-yl]ethanol***

5 **(69)**



Compound **69** is obtained from **77** (0.5 g, 2.04 mmol) and 2-methoxybenzyl magnesium bromide (available from Rieke Metals) (0.25M solution in THF, 9.0 mL, 2.24 mmol, 1.1 eq.) in anhydrous THF (11 mL) following *General Procedure 1*. Further 2-  
 10 methoxybenzyl magnesium bromide (0.25M solution in THF, 4.08 mL, 1.04 mmol, 0.5 eq) is added after 10 minutes. Purification by ion exchange chromatography gives **69** which is directly used in the next step (0.706g, 94%, >90% purity). MW 367.49;  $C_{23}H_{29}NO_3$ ; LCMS (6 minute method): m/z 368  $[M+H]^+$ ,  $R_T$  2.52 min.

***1-Cyclopropyl-2-[2-(methoxy)phenyl]-1-morpholin-2-ylethanol hydrochloride (70)***



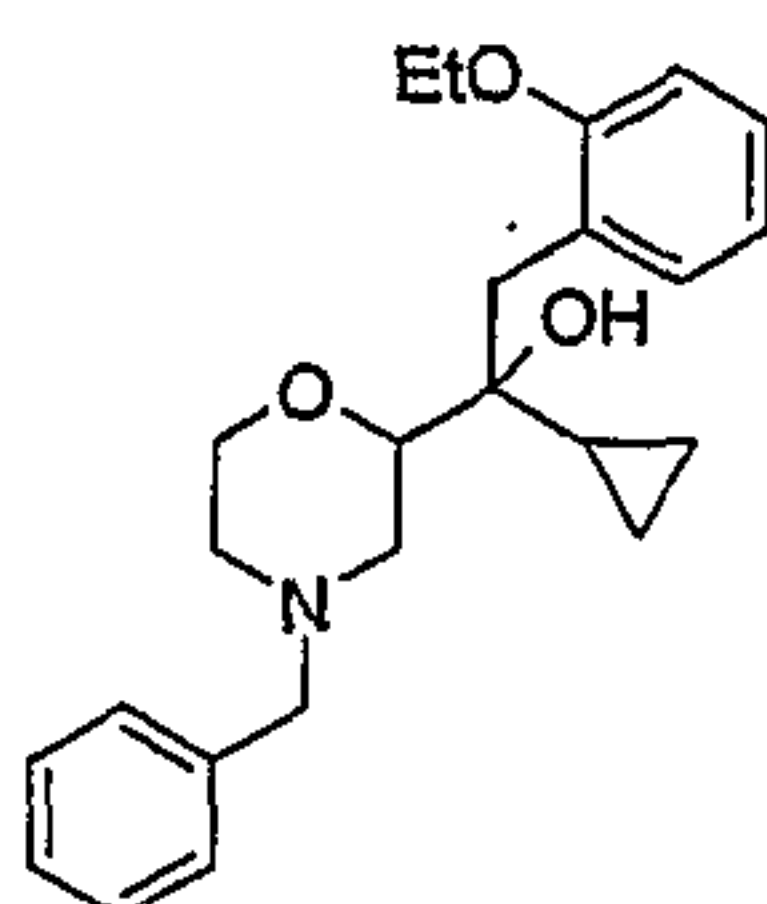
15

The free base of **70** is obtained from **69** (0.706 g, 1.92 mmol),  $\alpha$ -chloroethyl chloroformate (0.83 mL, 7.69 mmol, 4 eq) and polymer-supported Hünig's base (1.08 g, 3.85 mmol, 2 eq) in DCM (25 mL) following *General Procedure 3*. Purification by ion exchange ion exchange chromatography followed by automated column chromatography  
 20 (eluent, DCM/MeOH, 90/10 to 50/-50 [v/v]) gives the free base of **70** (0.29 g, 55%). A sample (0.06 g, 0.22 mmol) is converted into the hydrochloride salt **70** following *General Procedure 4* (63 mg, 99%). MW 313.83;  $C_{16}H_{23}NO_3 \cdot HCl$ .  $^1H$  NMR ( $CD_3OD$ ):  $\delta$  6.95-7.15 (2H, m), 6.60-6.85 (2H, m), 3.95 (1H, dd, 2 Hz, 10 Hz), 3.55-3.7 (2H, m), 3.15-3.4 (2H, m), 3.05 (3H, s), 2.7-3.95 (5H, m), 0.4-0.55 (1H, m), 0.15-0.3 (1H, m), -0.1-0.1 (3H, m);  
 25 LCMS (12 minute method): m/z 278.1  $[M-HCl+H]^+$ ,  $R_T$  3.81 min.

-97-

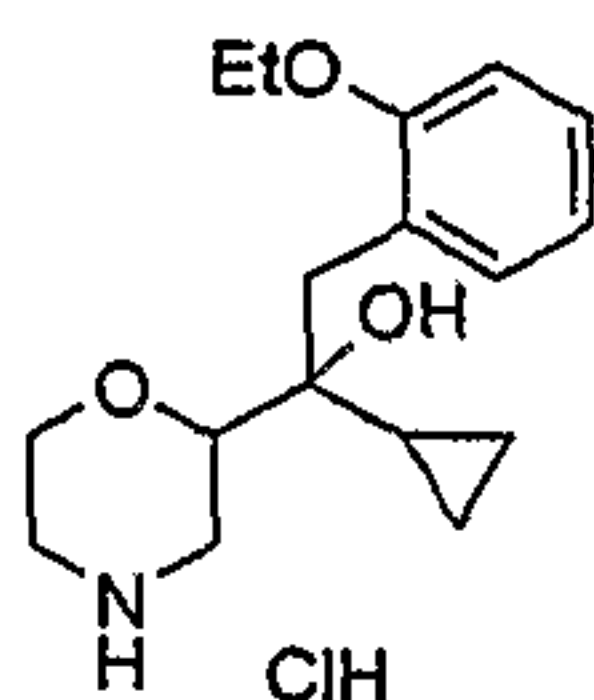
**Example 31: Preparation of 1-Cyclopropyl-2-[2-(ethoxy)phenyl]-1-morpholin-2-ylethanol hydrochloride (72)**

***1-Cyclopropyl-2-[2-(methyloxy)phenyl]-1-[4-(phenylmethyl) morpholin-2-yl]ethanol***  
5 **(71)**



Compound **71** is obtained from **77** (0.36 g, 1.47 mmol) and 2-ethoxybenzyl magnesium bromide (available from Rieke Metals) (0.25M solution in THF, 6.47 mL, 1.61 mmol, 1.1 eq) in anhydrous THF (8 mL) following *General Procedure 1*. Further 2-ethoxybenzyl  
10 magnesium bromide (0.25M solution in THF, 3.23 mL, 0.8 mmol, 0.5 eq) is added after 30 minutes. Purification by ion exchange chromatography (eluent, EtOAc/n-heptane 0/100 to 40/60 [v/v]) gives **71**. MW 381.52; C<sub>24</sub>H<sub>31</sub>NO<sub>3</sub>; LCMS (6 minute method): m/z 382.4 [M+H]<sup>+</sup>, R<sub>T</sub> 2.83 min.

***1-Cyclopropyl-2-[2-(ethoxy)phenyl]-1-morpholin-2-ylethanol hydrochloride (72)***

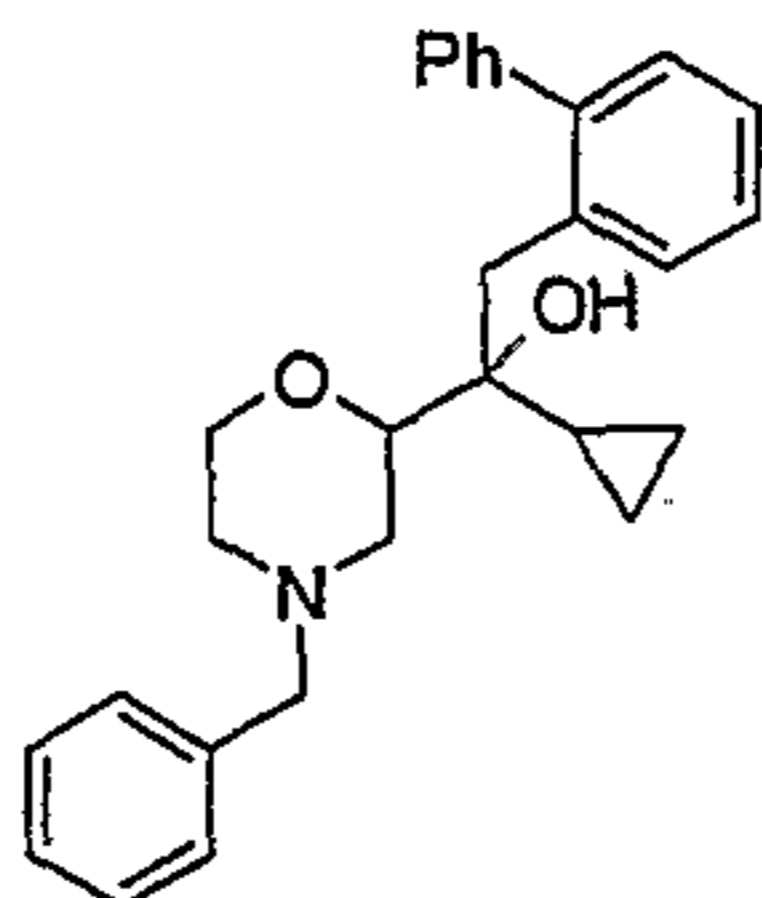


15 The free base of **72** is obtained from **71** (0.62 g, 1.62 mmol), α-chloroethyl chloroformate (0.93 g, 0.7 mL, 6.49 mmol, 4 eq) and polymer-supported Hünig's base (0.91 g, 3.24 mmol, 2 eq) in DCM (20 mL) following *General Procedure 3*. Purification by ion exchange chromatography followed by automated column chromatography  
20 (eluent, DCM/MeOH 90/10 to 50/-50 [v/v]) gives the free base of **72** as an oil (0.32 g, 68%) in 89% purity. Conversion into the hydrochloride salt following *General Procedure 4* gives **72**. MW 327.85; C<sub>17</sub>H<sub>25</sub>NO<sub>3</sub>·HCl; <sup>1</sup>H NMR (CD<sub>3</sub>OD); δ 6.9-7.05 (2H, m), 6.60-6.8 (2H, m), 4.05 (1H, dd, 2 Hz, 10 Hz), 3.7-3.85 (2H, m), 3.6 (1H, dt, 2 Hz, 7 Hz), 3.15-3.45 (2H, m), 2.8-2.95 (5H, m), 1.15 (3H, t, 7 Hz), 0.4-0.55 (1H, m), 0.15-0.3 (1H, m), -  
25 0.1-0.1 (3H, m). LCMS (12 minute method): m/z 292.1 [M-HCl+H]<sup>+</sup>, R<sub>T</sub> 4.44 min.

-98-

**Example 32: Preparation of 2-[1,1'-biphenyl]-2-yl-1-cyclopropyl-1-morpholin-2-ylethanol hydrochloride (74)**

***2-[1,1'-Biphenyl]-2-yl-1-cyclopropyl-1-[4-(phenylmethyl)morpholin-2-yl]ethanol (73)***

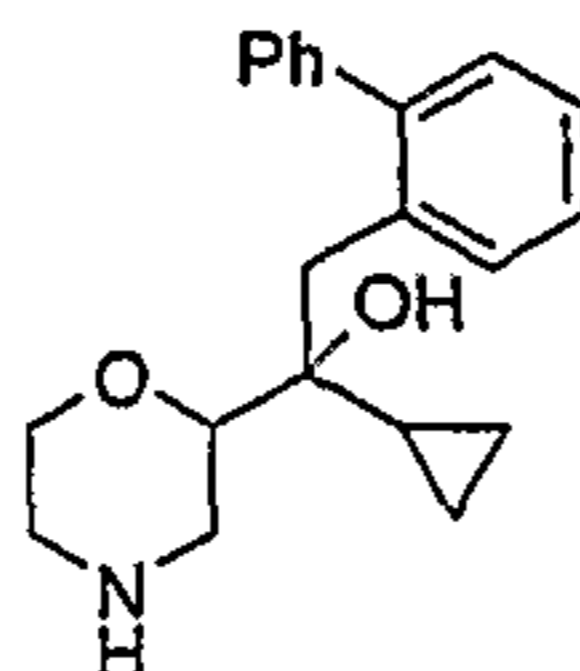


5

Compound **73** is obtained from **77** (0.7 g, 2.86 mmol) and 2-phenylbenzyl magnesium bromide (0.25M solution in THF, 12.58 mL, 3.15 mmol, 1.1 eq) in anhydrous THF (15 mL) following *General Procedure 1*. 2-Phenylbenzyl magnesium bromide is prepared from commercially available (Aldrich) 2-phenylbenzyl bromide following *General*

10 *Procedure 5*. Further 2-phenylbenzyl magnesium bromide (0.25M solution in THF, 6.3 mL, 1.65 mmol, 0.5 eq.) is added after 30 minutes. Purification by ion exchange chromatography gives **73** as a gum (1.07 g, 91%). MW 413.56; C<sub>28</sub>H<sub>31</sub>NO<sub>2</sub>; LCMS (6 minute method): m/z 414.4 [M+H]<sup>+</sup>, R<sub>T</sub> 3.11 min.

***2-[1,1'-biphenyl]-2-yl-1-cyclopropyl-1-morpholin-2-ylethanol (74)***



15

The free base of **74** is obtained from **73** (1.06 g, 2.57 mmol), α-chloroethyl chloroformate (1.11 mL, 10.3 mmol, 4 eq) and polymer-supported Hünig's base (1.44 g, 5.13 mmol, 2 eq) in DCM (30 mL) following *General Procedure 3*. Purification by ion exchange chromatography followed by automated column chromatography gives the free

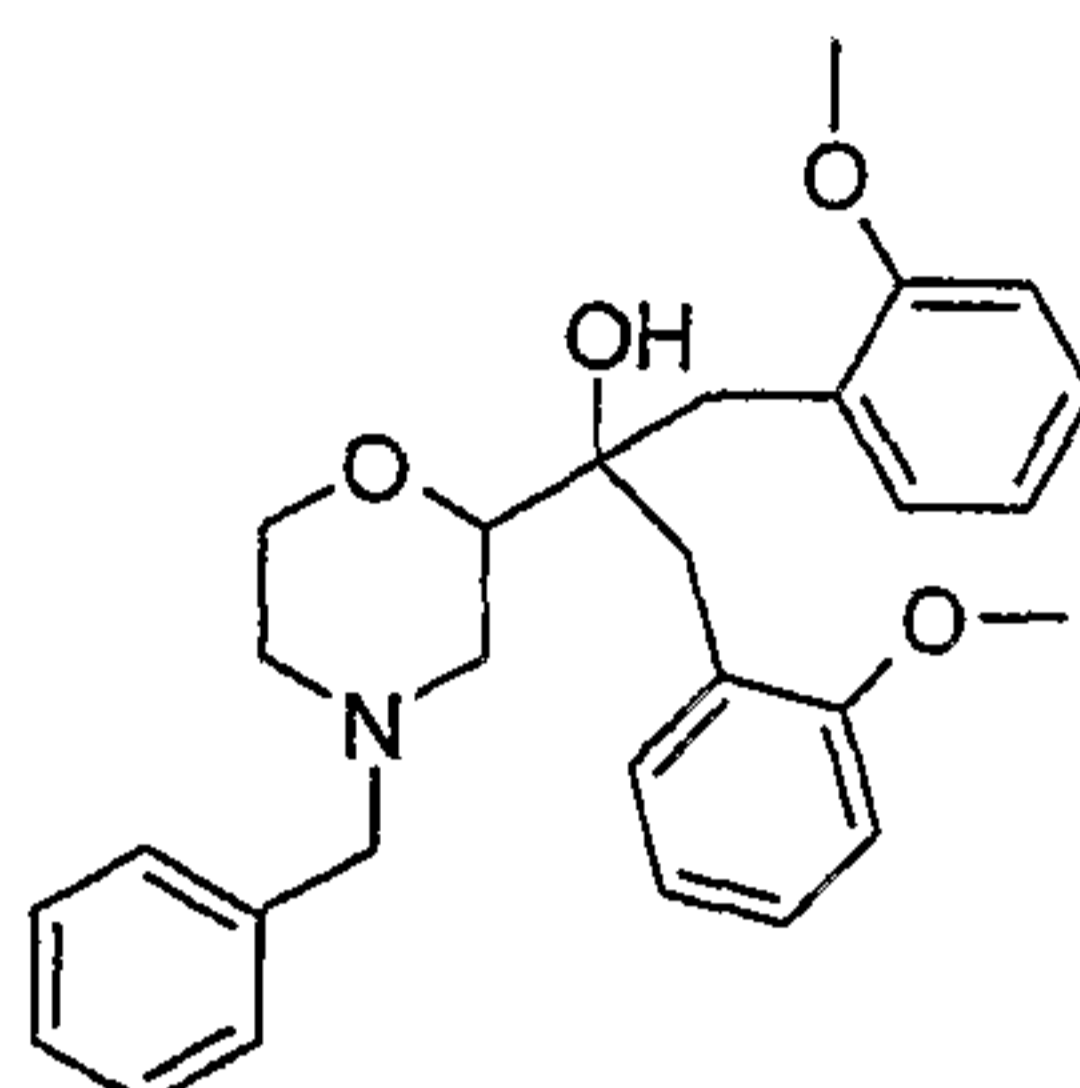
20 base of **74** (0.54 g, 65%) which is converted into the hydrochloride salt **74** following *General Procedure 4*. MW 323.44; C<sub>21</sub>H<sub>25</sub>NO<sub>2</sub>. <sup>1</sup>H NMR (CDCl<sub>3</sub>) δ<sub>H</sub> 7.46-7.53 (1H, m), 7.30-7.44 (5H, m), 7.18-7.30 (3H, m), 3.72-7.82 (1H, m), 3.33-3.51 (2H, m), 3.07-3.20 (3H, m), 2.56-2.80 (4H, m), 0.25-0.39 (2H, m), 0.07-0.19 (1H, m), -0.09-0.03 (1H, m), -0.28- -0.16 (1H, m). LCMS (12 minute method): m/z 324.2 [M+H]<sup>+</sup>, R<sub>T</sub> 4.96 min.

25

-99-

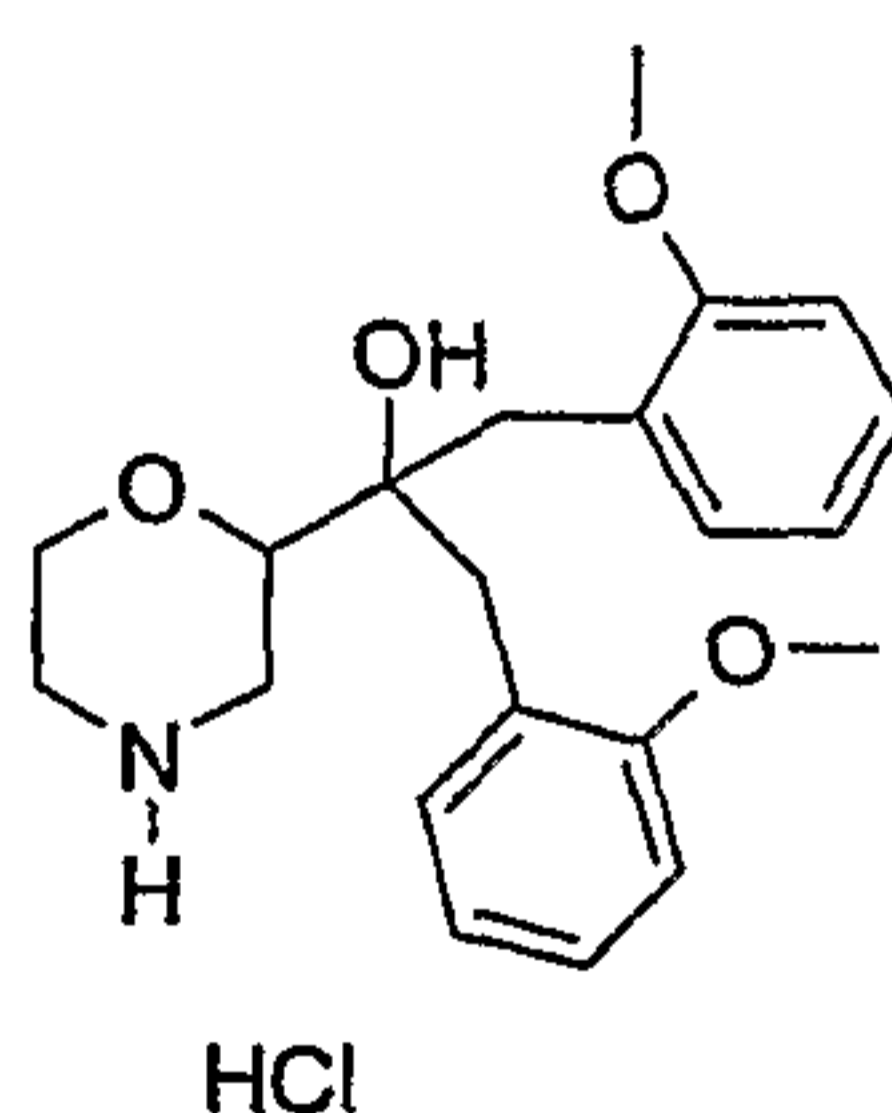
**Example 33: Preparation of 1,3-Bis-(2-methoxy-phenyl)-2-morpholin-2-yl-propan-2-ol hydrochloride (79).**

***2-(4-benzyl-morpholin-2-yl)-1,3-bis-(2-methoxy-phenyl)-propan-2-ol (78)***



- 5 Add a solution of 4-benzyl-morpholine-2-carboxylic acid ethyl ester (1.12 g, 4.49 mmol) in tetrahydrofuran (5 mL) to a stirred solution of 2-methoxybenzylmagnesium chloride (54 mL, 0.25M solution in tetrahydrofuran, commercially available from Rieke Metals) at  $-10^{\circ}\text{C}$  under nitrogen atmosphere. After 1 hour, add a saturated aqueous solution of sodium bicarbonate and extract with diethyl ether. Combine the organic layers and extract
- 10 with brine, dry over magnesium sulfate, filter, and concentrate under reduced pressure to give a residue to be taken forward without further purification. MW 447.58;  $\text{C}_{28}\text{H}_{33}\text{NO}_4$ ; LCMS (12 minute method):  $m/z = 448.2$   $[\text{M}+\text{H}]^+$   $R_T$  4.8 min.

***1,3-Bis-(2-methoxy-phenyl)-2-morpholin-2-yl-propan-2-ol hydrochloride (79)***



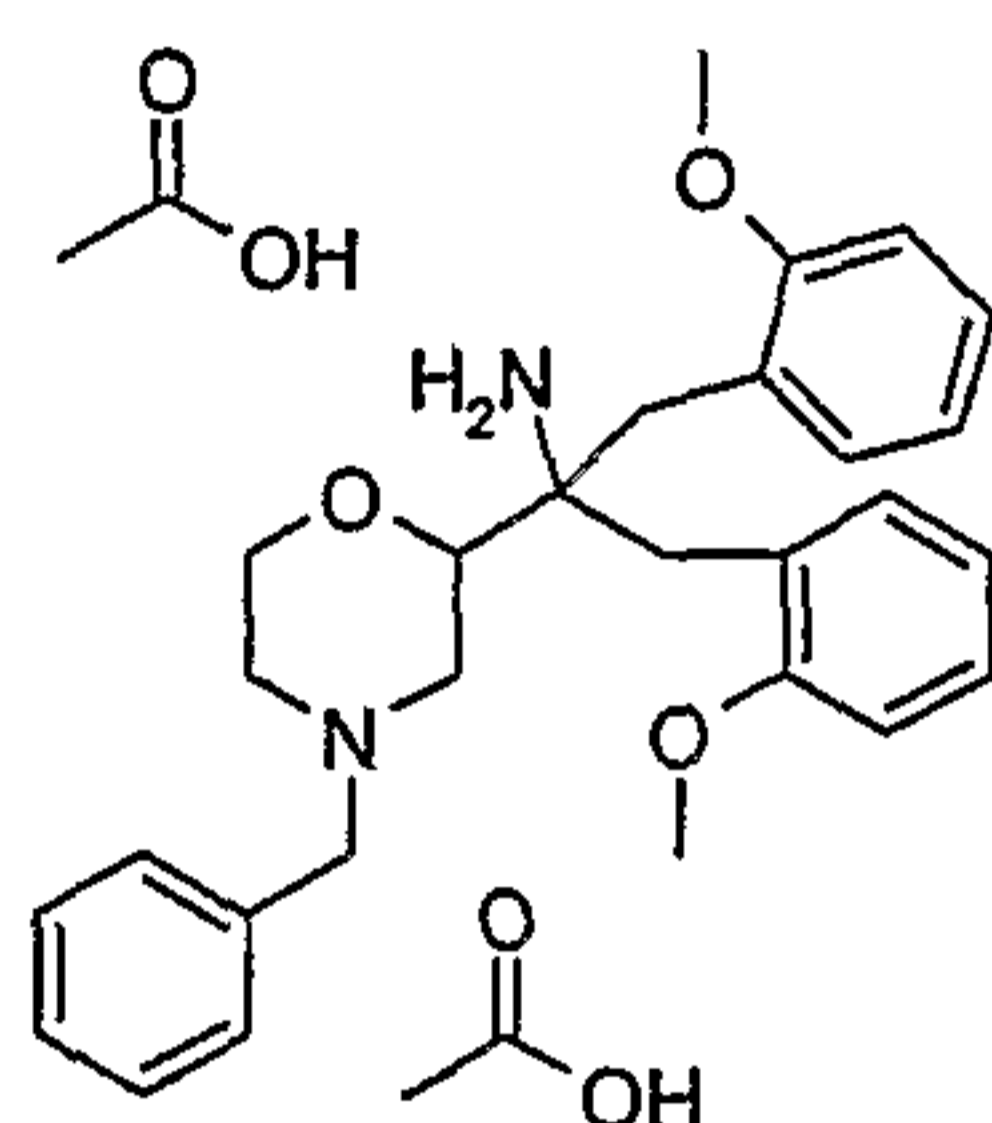
- 15 To a solution of **78** (2.2 g, 5 mmol) in EtOH (30 mL) under nitrogen atmosphere add ammonium formate (3.1 g, 50 mmol) followed by palladium on charcoal (10 %, 2.2 g). Stir and heat at reflux the resulting suspension for an hour. Allow the reaction mixture to cool to room temperature and then filter it through Celite ®. Wash the Celite ® with
- 20 copious amounts of ethanol, combine the organic layers and concentrate under reduced pressure to obtain a residue. Purify and resolve the residue by Chiral HPLC to give **79**; MW 393.91;  $\text{C}_{21}\text{H}_{27}\text{NO}_4 \cdot \text{HCl}$ ;  $^1\text{H}$  NMR (DMSO-  $\text{D}_6$ ):  $\delta$  2.41-2.52 (m, 1H), 2.61-2.78 (m, 1H), 2.85-3.44 (m, 8H), 3.50-3.65 (m, 1H), 3.7 (s, 3H), 3.79 (s, 3H), 4.00-4.12 (m, 1H),

-100-

6.79-7.01 (m, 4H), 7.07-7.25 (m, 3H), 7.26-7.35 (m, 1H); LCMS (12 minute method):  
m/z 358.1 [M-HCl+H] R<sub>T</sub> 4.6 min single major peak;

**Example 34: Preparation of 1-(2-Methoxy-benzyl)-2-(2-methoxy-phenyl)-1-morpholin-2-yl-ethylamine dihydrochloride**

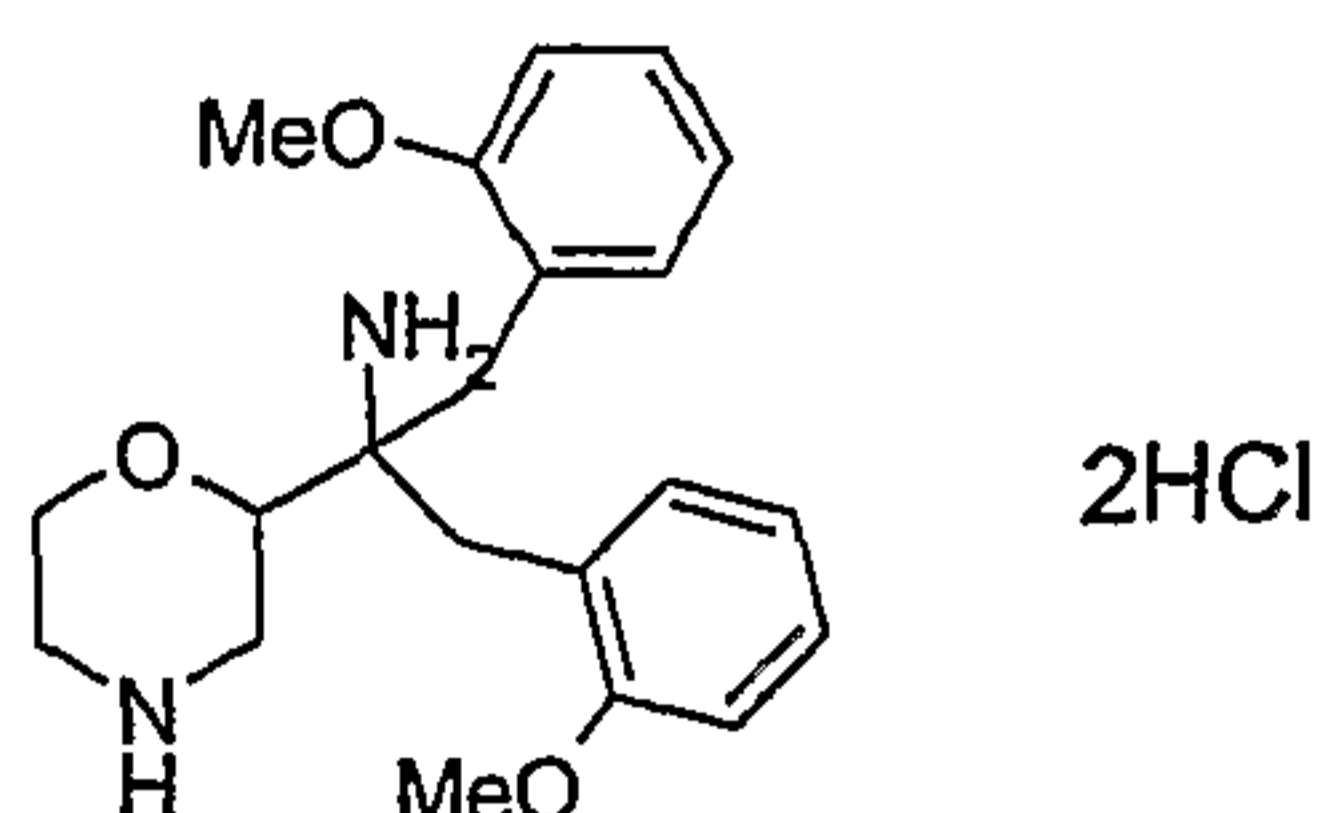
***1-(4-Benzyl-morpholin-2-yl)-1-(2-methoxy-benzyl)-2-(2-methoxy-phenyl)-ethylamine diacetate (80)***



To a solution of 4-benzyl-morpholine-2-carbonitrile (10g, 49.5 mmol) in dry diethyl ether  
10 (100 mL) at -10 °C under an atmosphere of nitrogen is added a solution of 2-  
methoxybenzylmagnesium chloride (0.25M solution in tetrahydrofuran, 218 mL, 54.5  
mmol) available from Aldrich Chemical Company or Rieke Metals) and the reaction  
mixture is further stirred at -10 °C for 30 minutes. Then the reaction is allowed to warm  
to room temperature and stirred overnight. The reaction is then cooled to 0 °C and  
15 quenched by addition of hydrochloric acid (5N aqueous solution, 50 mL) and the  
resulting mixture is stirred for 10 minutes at 0 °C. Next the solution is basified with  
sodium hydroxide (2N aqueous solution), filtered through Celite ® then extracted with  
diethyl ether, the organics collected, dried (MgSO<sub>4</sub>) and the solvent removed under  
reduced pressure to give a residue which is taken up into methanol and purified by SCX-2  
20 chromatography prior to silica gel chromatography (eluent, ethyl acetate/n-hexane, 0/100  
to 40/60 [v/v]). The fractions containing the correct mass (FIA<sup>+</sup> [M+H]<sup>+</sup>=447) are  
collected and purified via preparative HPLC to give **80** (72 mg). MW 566.69;  
C<sub>28</sub>H<sub>34</sub>N<sub>2</sub>O<sub>3</sub>·C<sub>4</sub>H<sub>8</sub>O<sub>4</sub>; LCMS (12 minutes method): m/z)= 447.2 [M-C<sub>4</sub>H<sub>8</sub>O<sub>4</sub>+H]<sup>+</sup> R<sub>T</sub>  
4.60 min.

25 ***1-(2-Methoxy-benzyl)-2-(2-methoxy-phenyl)-1-morpholin-2-yl-ethylamine dihydrochloride (81)***

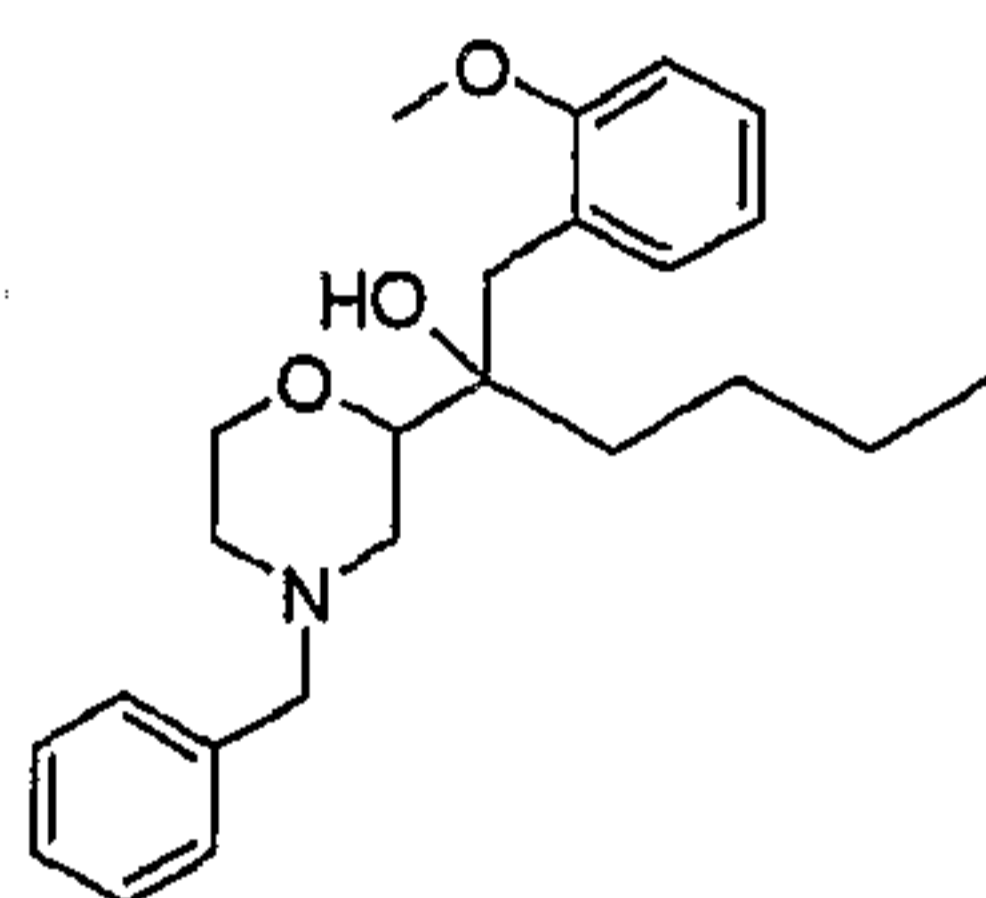
-101-



To a methanolic solution of **80** (70 mg, 0.13 mmol) is added ammonium formate (100mg, 1.6 mmol) and 10% Pd-C (150 mg). The reaction is stirred under nitrogen and heated at reflux for 30 minutes then cooled and filtered through Celite ®. The filtrate is concentrated *in vacuo* and the residue is taken up in methanol and purified by SCX-2 ® ion exchange resin and the resulting residue redissolved in a 2M hydrochloric acid in diethyl ether solution and then concentrated *in vacuo* to give **81** (1.7 mg, 0.3%). MW 429.39; C<sub>21</sub>H<sub>28</sub>N<sub>2</sub>O<sub>3</sub>·2HCl; <sup>1</sup>H NMR (CD<sub>3</sub>OD): δ 2.65-3.02 (m, 6H), 3.05-3.16 (m, 1H), 3.24-3.41 (m, 2H), 3.52-3.65 (m, 1H), 3.70 (s, 3H), 3.80 (s, 3H), 3.91-4.05 (m, 1H), 6.84-7.08 (m, 4H), 7.12-7.32 (m, 4H). LCMS (12 minute method) m/z 357.2 [M-2xHCl+H<sup>+</sup>]<sup>+</sup> R<sub>T</sub> 2.07 min.

**Example 35: Preparation of 1-(2-Methoxy-phenyl)-2-morpholin-2-yl-hexan-2-ol hydrochloride (84)**

15 ***2-(4-Benzyl-morpholin-2-yl)-1-(2-methoxy-phenyl)-hexan-2-ol (83)***

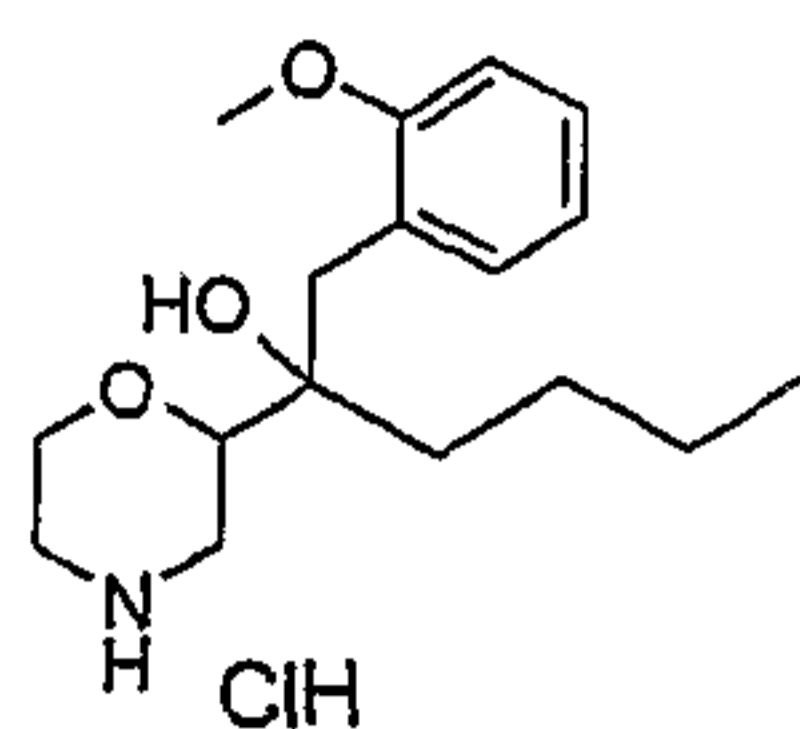


Compound **83** is obtained from **82** (0.21 g, 0.81 mmol) and 2-phenyl-benzyl magnesium bromide (4.9 mL, 1.21 mmol, 1.5 eq) in anhydrous THF (10 mL) following *General Procedure 2* and left stirring for 50 minutes. Purification by ion exchange chromatography gives **83** (0.16 g crude) which was directly used in the next step. MW 383.54; C<sub>24</sub>H<sub>33</sub>NO<sub>3</sub>; LCMS (6 minute method): m/z 384.4 [M+H]<sup>+</sup>, R<sub>T</sub> 3.05 min.

***1-(2-Methoxy-phenyl)-2-morpholin-2-yl-hexan-2-ol hydrochloride salt (84)***



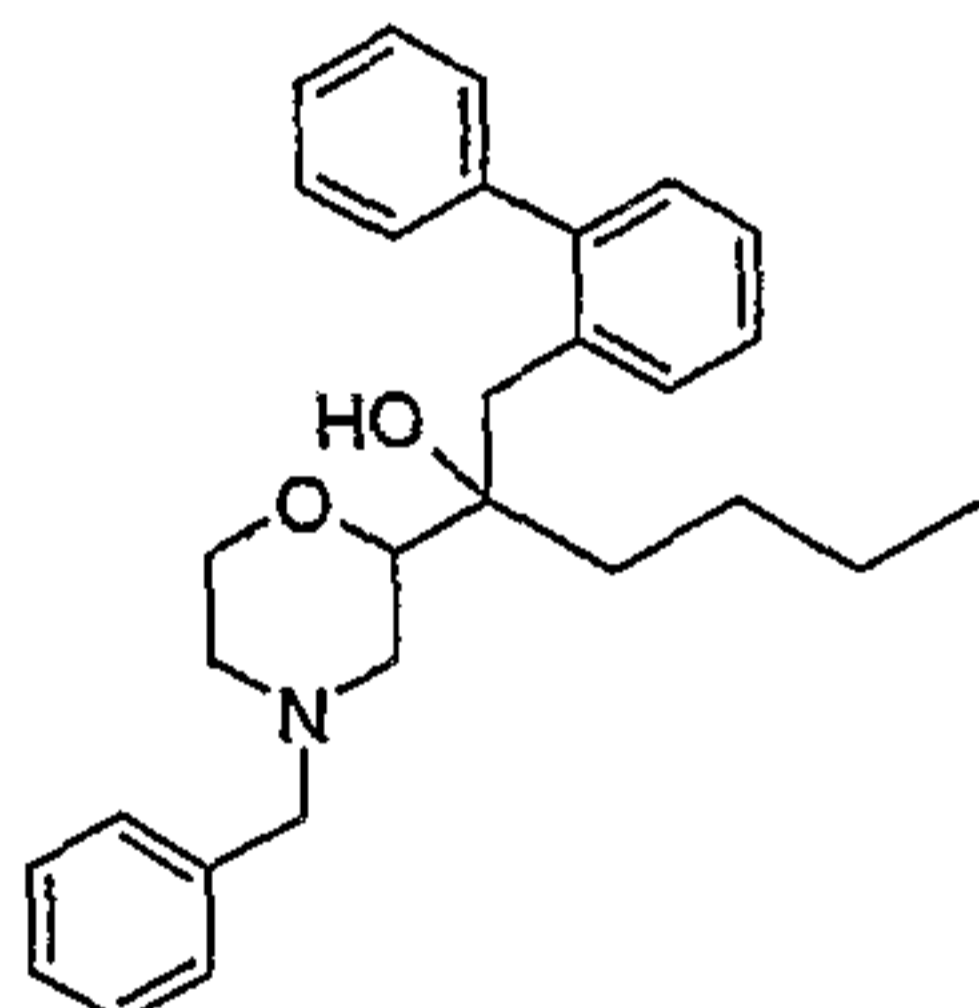
-102-



The free base of **84** is obtained from **83** (0.23 g, 0.61 mmol),  $\alpha$ -chloroethyl chloroformate (0.17 mg, 1.21 mmol) and polymer-supported Hünig's base (0.47 g, 1.82 mmol, 3 eq) in DCM (10 mL) following *General Procedure 3*. Purification by ion exchange followed by preparative LCMS and conversion to the hydrochloride salt following *General Procedure 4* gives **84** as a yellow solid (0.1 g, 6%). MW 329.87;  $C_{17}H_{27}NO_3 \cdot HCl$ ;  $^1H$  NMR (CD<sub>3</sub>OD):  $\delta$  6.74-6.66 (m, 2H), 6.46-6.33 (m, 2H), 3.69-3.61 (m, 1H), 3.32-3.24 (m, 2H), 3.14-3.07 (m, 1H), 2.92-2.84 (m, 1H), 2.83-2.69 (m, 3H), 2.67-2.56 (m, 2H), 2.50-2.39 (m, 2H), 1.00-0.58 (m, 6H), 0.41-0.32 (m, 3H); LCMS (12 minute method):  $m/z$  294.2 [M-HCl+H]<sup>+</sup> and 316.2 [M-HCl+Na]<sup>+</sup>,  $R_T$  4.158 min.

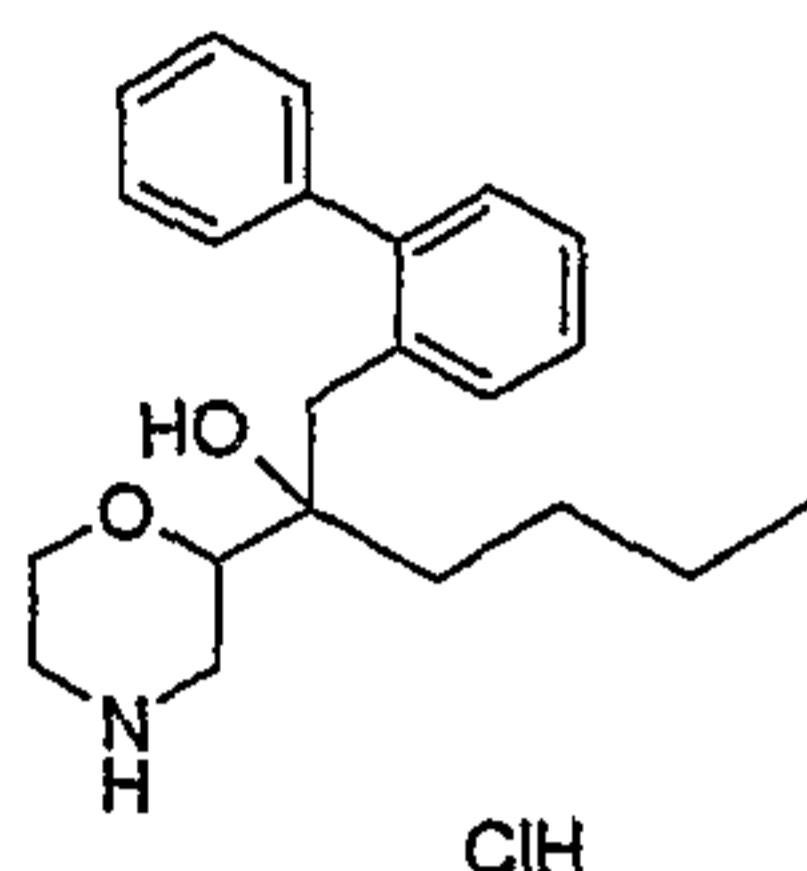
**Example 36: Preparation of 2-Morpholinyl-1-biphenyl-2-yl-hexan-2-ol hydrochloride (86)**

**2-(4-Benzyl-morpholin-2-yl)-1-biphenyl-2-yl-hexan-2-ol (85)**

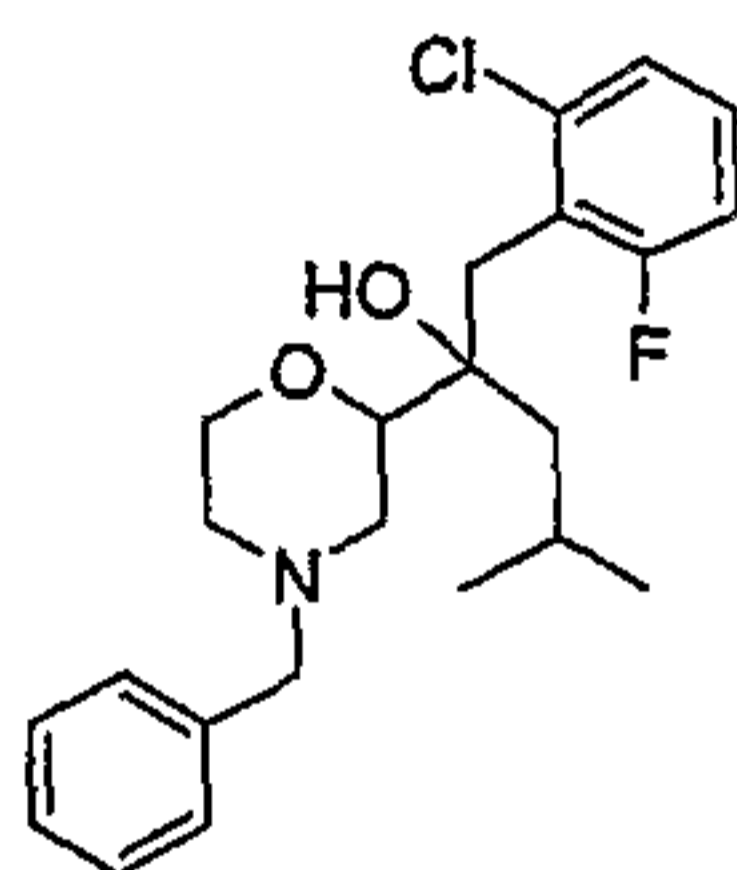


Compound **85** is obtained from **82** (0.21 g, 0.81 mmol) and 2-phenyl-benzyl magnesium bromide (4.9 mL, 1.225 mmol, 1.5 eq) in anhydrous THF (10 mL) following *General Procedure 2*. Further equivalents of 2-phenyl-benzyl magnesium bromide (20 mL, 5.0 mmol) are added and the mixture is left stirring for two hours. Purification by ion exchange chromatography gives **85** (0.16 g crude) which was directly used in the next step. MW 429.61;  $C_{25}H_{35}NO_2$ ; LCMS (6 minute method):  $m/z$  430, [M+H]<sup>+</sup>,  $R_T$  3.46 min.

-103-

**2-Morpholinyl-1-biphenyl-2-yl-hexan-2-ol hydrochloride (86)**

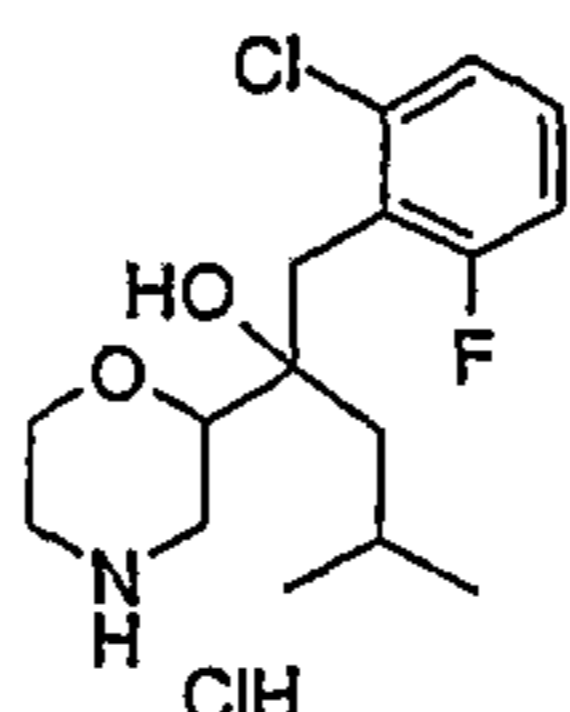
The free base of **86** is obtained from **85** (0.16 g, crude),  $\alpha$ -chloroethyl chloroformate (0.1 mL, 0.77 mmol, excess) and polymer-supported Hünig's base (1.15 mmol, excess) in  
 5 DCM (12 mL) following *General Procedure 3*. Purification by ion exchange followed by preparative LCMS and conversion to the hydrochloride salt following *General Procedure 4* gives **86** as a yellow solid (16 mg, 5% over steps). MW 375.94;  $C_{22}H_{29}NO_2$  HCl;  $^1H$  NMR ( $CD_3OD$ ):  $\delta$  7.90-7.35 (m, 9H), 4.30 (d, 1H, 10.5 Hz), 4.00-3.90 (t, 1H, 12 Hz), 3.72 (d, 1H, 10.5 Hz), 3.55 (bs, 2H), 3.44 (d, 2H, 11.5 Hz), 3.35-3.15 (m, 4H), 1.50-0.9  
 10 (m, 9H); LCMS (12 minute method):  $m/z$  340.3  $[M-HCl+H]^+$ ,  $R_T$  5.1 min.

**Example 37: 1-(2-Chloro-6-fluoro-phenyl)-4-methyl-2-morpholin-2-yl-pentan-2-ol hydrochloride salt (88)****2-(4-Benzyl-morpholin-2-yl)-1-(2-chloro-6-fluoro-phenyl)-4-methyl-pentan-2-ol (87)**

15 Compound **87** is obtained from **6** (0.33 g, 1.28 mmol) and 2-chloro-6-fluoro-benzyl magnesium bromide (8 mL, 1.92 mmol, 1.5 eq) in anhydrous THF (15 mL) following *General Procedure 2*. Further equivalents of 2-chloro-6-fluoro-benzyl magnesium bromide (20 mL, 3.75 eq) are added and the mixture is left stirring over night.  
 20 Purification by ion exchange chromatography gives **87** (0.52 g, 99%) as a mixture of two diastereomers (approximately 6:1 ratio). MW 405.94;  $C_{23}H_{29}ClFNO_2$ ; LCMS (6 minute method):  $m/z$  406.2  $[M+H]^+$ ,  $R_T$  3.31 and 3.39 min.

-104-

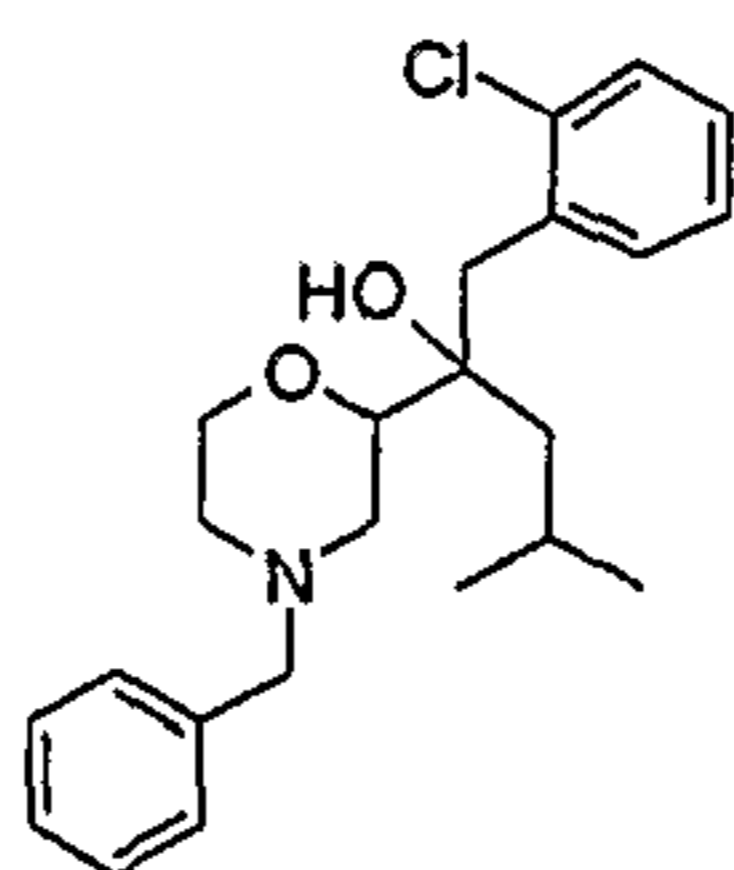
***1-(2-Chloro-6-fluoro-phenyl)-4-methyl-2-morpholin-2-yl-pentan-2-ol hydrochloride salt (88)***



The free base of **88** is obtained from **87** (0.52g, 1.27 mmol),  $\alpha$ -chloroethyl chloroformate (0.28 mL, 2.54 mmol, 2 eq) and polymer-supported Hünig's base (3.81 mmol, 0.98 g) in DCM (15 mL) following *General Procedure 3*. Purification by ion exchange and UV-guided preparative and chiral chromatography followed by conversion of the major diastereomer to the hydrochloride salt following *General Procedure 4* gives **88** (0.145 g, 32%). MW 352.27;  $C_{16}H_{23}ClFNO_2 \cdot HCl$ ;  $^1H$  NMR ( $CD_3OD$ ):  $\delta$  7.27-7.18 (m, 2H), 7.09-6.99 (m, 1H), 4.15-4.04 (m, 1H), 3.89-3.73 (m, 2H), 3.60-3.50 (m, 1H), 3.35-3.00 (m, 5H), 1.88-1.69 (m, 2H), 1.32-1.15 (m, 1H), 0.97-0.86 (m, 6H); LCMS (12 minute method):  $m/z$  298.1  $[M-HCl-H_2O+H]^+$  and 316.2  $[M-HCl+H]^+$ ,  $R_T$  4.328 min.

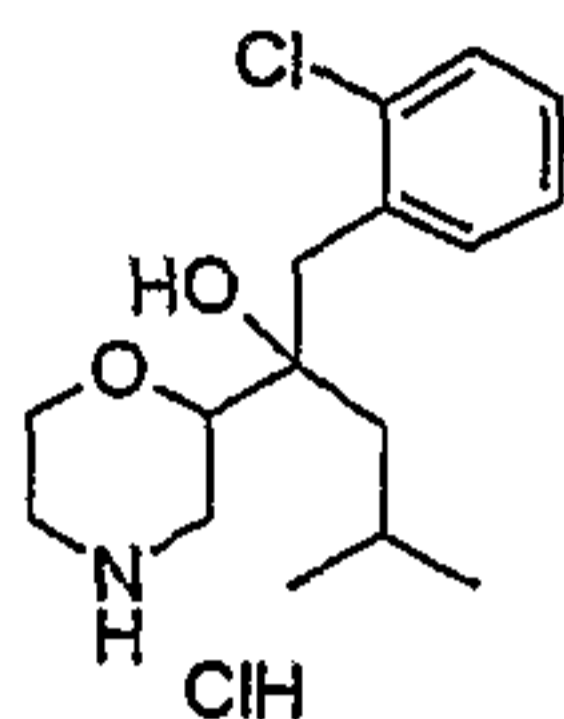
**Example 38: 1-(2-Chloro-phenyl)-4-methyl-2-morpholin-2-yl-pentan-2-ol hydrochloride salt (90)**

***2-(4-Benzyl-morpholin-2-yl)-1-(2-chloro-phenyl)-4-methyl-pentan-2-ol (89)***



Compound **89** is obtained from **6** (0.33 g, 1.28 mmol) and 2-chloro-benzyl magnesium bromide (8 mL, 1.92 mmol, 1.5 eq) in anhydrous THF (15 mL) following *General Procedure 2*. Further equivalents of 2-chloro-benzyl magnesium bromide (20 mL, 3.75 eq) are added and the mixture is left stirring over night. Purification by ion exchange chromatography gives **89** (0.598 g crude) which was directly used in the next step. MW 387.95;  $C_{23}H_{30}ClNO_2$ ; LCMS (6 minute method):  $m/z$  388.2  $[M+H]^+$ ,  $R_T$  3.13 min.

-105-

***1-(2-Chloro-phenyl)-4-methyl-2-morpholin-2-yl-pentan-2-ol hydrochloride salt (90)***

The free base of **90** is obtained from **89** (0.598 g, 1.27 mmol),  $\alpha$ -chloroethyl  
5 chloroformate (0.31 mL, 2.82 mmol, 2.2 eq) and polymer-supported Hünig's base (4.23  
mmol, 1.1 g) in DCM (15 mL) following *General Procedure 3*. Purification by ion  
exchange and UV-guided preparative and chiral chromatography followed by conversion  
of the major diastereomer to the hydrochloride salt following *General Procedure 4* gives  
**90** (0.083 g, 19% over two steps). MW 334.29;  $C_{16}H_{24}ClNO_2 \cdot HCl$ ;  $^1H$  NMR ( $CD_3OD$ ):  
10  $\delta$  7.51-7.44 (m, 1H), 7.39-7.31 (m, 1H), 7.26-7.14 (m, 2H) 4.13 (d, 1H, 9 Hz), 3.87-3.69  
(m, 2H), 3.47 (d, 1H, 9 Hz), 3.38-3.03 (m, 4H), 2.99-2.88 (m, 1H), 1.87-1.74 (m, 1H),  
1.67-1.57 (m, 1H), 1.20-1.09 (m, 1H), 0.95-0.83 (m, 6H); LCMS (12 minute method):  
m/z 280.2  $[M-HCl-H_2O+H]^+$  and 298.2  $[M-HCl+H]$ ,  $R_T$  4.314 min.

15 The pharmacological profile of the present compounds may be demonstrated as follows.  
All of the exemplified compounds above have been found to exhibit a  $K_i$  value less than  
 $1 \mu m$  at the norepinephrine transporter as determined using the scintillation proximity  
assay described below. Furthermore, all of the exemplified compounds above have been  
found to inhibit the norepinephrine transporter to a greater extent than the serotonin and  
20 dopamine transporters using the scintillation proximity assays as described below.

Generation of stable cell-lines expressing the human dopamine, norepinephrine and  
serotonin transporters

25 Standard molecular cloning techniques are used to generate stable cell-lines expressing  
the human dopamine, norepinephrine and serotonin transporters. The polymerase chain  
reaction (PCR) is used in order to isolate and amplify each of the three full-length cDNAs

-106-

from an appropriate cDNA library. Primers for PCR are designed using the following published sequence data:

Human dopamine transporter: GenBank M95167. Reference: Vandenberg DJ, Persico  
5 AM and Uhl GR. *A human dopamine transporter cDNA predicts reduced glycosylation, displays a novel repetitive element and provides racially-dimorphic TaqI RFLPs.* Molecular Brain Research (1992) volume 15, pages 161-166.

Human norepinephrine transporter: GenBank M65105. Reference: Pacholczyk T,  
10 Blakely, RD and Amara SG. *Expression cloning of a cocaine- and antidepressant-sensitive human noradrenaline transporter.* Nature (1991) volume 350, pages 350-354.

Human serotonin transporter: GenBank L05568. Reference: Ramamoorthy S, Bauman  
AL, Moore KR, Han H, Yang-Feng T, Chang AS, Ganapathy V and Blakely RD.  
15 *Antidepressant- and cocaine-sensitive human serotonin transporter: Molecular cloning, expression, and chromosomal localization.* Proceedings of the National Academy of Sciences of the USA (1993) volume 90, pages 2542-2546.

The PCR products are cloned into a mammalian expression vector (eg pcDNA3.1  
20 (Invitrogen)) using standard ligation techniques. The constructs are then used to stably transfect HEK293 cells using a commercially available lipofection reagent (Lipofectamine<sup>TM</sup> – Invitrogen) following the manufacture's protocol.

Scintillation proximity assays for determining the affinity of test ligands at the  
25 norepinephrine transporter.

The compounds of the present invention are norepinephrine reuptake inhibitors, and possess excellent activity in, for example, a scintillation proximity assay (e.g. J. Gobel, D.L. Saussy and A. Goetz, J. Pharmacol. Toxicol. (1999), 42, 237-244). Thus <sup>3</sup>H-nisoxetine binding to norepinephrine re-uptake sites in a cell line transfected with DNA

-107-

encoding human norepinephrine transporter binding protein is used to determine the affinity of ligands at the norepinephrine transporter.

#### Membrane Preparation:

5 Cell pastes from large scale production of HEK-293 cells expressing cloned human norepinephrine transporters are homogenized in 4 volumes 50mM Tris-HCl containing 300mM NaCl and 5mM KCl, pH 7.4. The homogenate is centrifuged twice (40,000g, 10min, 4°C) with pellet re-suspension in 4 volumes of Tris-HCl buffer containing the above reagents after the first spin and 8 volumes after the second spin. The suspended  
10 homogenate is centrifuged (100g, 10min, 4°C) and the supernatant kept and re-centrifuged (40,000g, 20min, 4°C). The pellet is resuspended in Tris-HCl buffer containing the above reagents along with 10%w/v sucrose and 0.1mM phenylmethylsulfonyl fluoride (PMSF). The membrane preparation is stored in aliquots (1mL) at -80°C until required. The protein concentration of the membrane preparation is  
15 determined using a bicinchoninic acid (BCA) protein assay reagent kit (available from Pierce).

#### [<sup>3</sup>H]-Nisoxetine Binding Assay:

Each well of a 96 well microtitre plate is set up to contain the following:

20	50µl	2nM [N-methyl- <sup>3</sup> H]-Nisoxetine hydrochloride (70-87Ci/mmol, from NEN Life Science Products)
	75µl	Assay buffer (50mM Tris-HCl pH 7.4 containing 300mM NaCl and 5mM KCl)
	25µl	Test compound, assay buffer (total binding) or 10µM Desipramine HCl (non-specific binding)
25	50µl	Wheatgerm agglutinin coated poly (vinyltoluene) (WGA PVT) SPA Beads (Amersham Biosciences RPNQ0001) (10mg/mL)
	50µl	Membrane (0.2mg protein per mL)

The microtitre plates are incubated at room temperature for 10 hours prior to reading in a Trilux scintillation counter. The results are analysed using an automatic spline fitting  
30 programme (Multicalc, Packard, Milton Keynes, UK) to provide Ki values for each of the test compounds.

-108-

### Serotonin Binding Assay

The ability of a test compound to compete with [<sup>3</sup>H]-citalopram for its binding sites on cloned human serotonin transporter containing membranes is used as a measure of test compound ability to block serotonin uptake via its specific transporter (Ramamoorthy, S., Giovanetti, E., Qian, Y., Blakely, R., (1998) J. Biol. Chem. 273, 2458).

#### Membrane Preparation:

Membrane preparation is essentially similar to that for the norepinephrine transporter containing membranes as described above. The membrane preparation is stored in aliquots (1mL) at -70°C until required. The protein concentration of the membrane preparation is determined using a BCA protein assay reagent kit.

#### [<sup>3</sup>H]-Citalopram Binding Assay:

- 15 Each well of a 96 well microtitre plate is set up to contain the following:
- 50µl 2nM [<sup>3</sup>H]-Citalopram (60-86Ci/mmol, Amersham Biosciences)
  - 75µl Assay buffer (50mM Tris-HCl pH 7.4 containing 150mM NaCl and 5mM KCl)
  - 25µl Diluted compound, assay buffer (total binding) or 100µM Fluoxetine (non-specific binding)
- 20 50µl WGA PVT SPA Beads (40mg/mL)
- 50µl Membrane preparation (0.4mg protein per mL)

The microtitre plates are incubated at room temperature for 10 hours prior to reading in a Trilux scintillation counter. The results are analysed using an automatic spline fitting programme (Multicalc, Packard, Milton Keynes, UK) to provide Ki (nM) values for each of the test compounds.

### Dopamine Binding Assay

The ability of a test compound to compete with [<sup>3</sup>H]-WIN35,428 for its binding sites on human cell membranes containing cloned human dopamine transporter has been used as a

-109-

measure of the ability of such test compounds to block dopamine uptake via its specific transporter (Ramamoorthy et al 1998 *supra*).

#### Membrane Preparation:

- 5 Is essentially the same as for membranes containing cloned human serotonin transporter as described above.

#### [<sup>3</sup>H]-WIN35,428 Binding Assay:

Each well of a 96well microtitre plate is set up to contain the following:

- 10 50 $\mu$ l 4nM [<sup>3</sup>H]-WIN35,428 (84-87Ci/mmol, from NEN Life Science Products)  
75 $\mu$ l Assay buffer (50mM Tris-HCl pH 7.4 containing 150mM NaCl and 5mM KCl)  
25 $\mu$ l Diluted compound, assay buffer (total binding) or 100 $\mu$ M Nomifensine (non-specific binding)  
50 $\mu$ l WGA PVT SPA Beads (10mg/mL)  
15 50 $\mu$ l Membrane preparation (0.2mg protein per mL.)

The microtitre plates are incubated at room temperature for 120 minutes prior to reading in a Trilux scintillation counter. The results are analysed using an automatic spline fitting programme (Multicalc, Packard, Milton Keynes, UK) to provide K<sub>i</sub> values for test compounds.

20

#### Acid Stability

The acid stability of a compound according to the present invention may be determined as a solution in buffer at 6 different pH values (HCl 0.1N, pH 2, pH 4, pH 6, pH 7, and pH 8) at 40°C over a time course of 72 hours. Samples may be taken at the beginning of the  
25 study and after 3, 6 and 24 hours and analysed by capillary electrophoresis. The original sample used in the study may contain 0.8% of the undesired epimer as internal standard. If the tested compound is chemically and configurationally stable under acidic conditions the samples taken at the different time points during the study should not show any significant change in the percentage of the undesired epimer.

30



-110-

In Vitro Determination of the Interaction of compounds with CYP2D6 in Human Hepatic Microsomes

Cytochrome P450 2D6 (CYP2D6) is a mammalian enzyme which is commonly associated with the metabolism of around 30% of pharmaceutical compounds. Moreover, this enzyme exhibits genetic polymorphism, resulting in the presence of both normal and poor metabolizers in the population. A low involvement of CYP2D6 in the metabolism of compounds (i.e. the compound being a poor substrate of CYP2D6) is desirable in order to reduce any variability from subject to subject in the pharmacokinetics of the compound. Also, compounds with a low inhibitor potential for CYP2D6 are desirable in order to avoid drug-drug interactions with co-administered drugs that are substrates of CYP2D6. Compounds may be tested both as substrates and as inhibitors of this enzyme by means of the following assays.

CYP2D6 substrate assay

15 Principle:

This assay determines the extent of the CYP2D6 enzyme involvement in the total oxidative metabolism of a compound in microsomes. Preferred compounds of the present invention exhibit less than 75% total metabolism via the CYP2D6 pathway.

20 For this in vitro assay, the extent of oxidative metabolism in human liver microsomes (HLM) is determined after a 30 minute incubation in the absence and presence of Quinidine, a specific chemical inhibitor of CYP2D6. The difference in the extent of metabolism in absence and presence of the inhibitor indicates the involvement of CYP2D6 in the metabolism of the compound.

25

Materials and Methods:

Human liver microsomes (mixture of 20 different donors, mixed gender) are acquired from Human Biologics (Scottsdale, AZ, USA). Quinidine and  $\beta$ -NADPH ( $\beta$ -Nicotinamide Adenine Dinucleotide Phosphate, reduced form, tetrasodium salt) are purchased from Sigma (St Louis, MO, USA). All the other reagents and solvents are of analytical grade. A stock solution of the new chemical entity (NCE) is prepared in a

30

-111-

mixture of Acetonitrile/Water to reach a final concentration of acetonitrile in the incubation below 0.5%.

The microsomal incubation mixture (total volume 0.1 mL) contains the NCE (4  $\mu$ M),  
5  $\beta$ -NADPH (1 mM), microsomal proteins (0.5 mg/mL), and Quinidine (0 or 2  $\mu$ M) in 100 mM sodium phosphate buffer pH 7.4. The mixture is incubated for 30 minutes at 37 °C in a shaking waterbath. The reaction is terminated by the addition of acetonitrile (75  $\mu$ L). The samples are vortexed and the denaturated proteins are removed by centrifugation. The amount of NCE in the supernatant is analyzed by liquid chromatography /mass  
10 spectrometry (LC/MS) after addition of an internal standard. A sample is also taken at the start of the incubation (t=0), and analysed similarly.

Analysis of the NCE is performed by liquid chromatography /mass spectrometry. Ten  $\mu$ L of diluted samples (20 fold dilution in the mobile phase) are injected onto a Spherisorb  
15 CN Column, 5  $\mu$ M and 2.1 mm x 100 mm (Waters corp. Milford, MA, USA). The mobile phase consisting of a mixture of Solvent A/Solvent B, 30/70 (v/v) is pumped (Alliance 2795, Waters corp. Milford, MA, USA) through the column at a flow rate of 0.2 mL/minute. Solvent A and Solvent B are a mixture of ammonium formate  $5 \cdot 10^{-3}$  M pH 4.5/ methanol in the proportions 95/5 (v/v) and 10/90 (v/v), for solvent A and solvent B,  
20 respectively. The NCE and the internal standard are quantified by monitoring their molecular ion using a mass spectrometer ZMD or ZQ (Waters-Micromass corp, Machester, UK) operated in a positive electrospray ionisation.

The extent of CYP2D6 involvement (% of CYP2D6 involvement) is calculated  
25 comparing the extent of metabolism in absence and in presence of quinidine in the incubation.

The extent of metabolism without inhibitor (%) is calculated as follows:

$$\frac{(\text{NCE response in samples without inhibitor})_{\text{time 0}} - (\text{NCE response in samples without inhibitor})_{\text{time 30}}}{(\text{NCE response in samples without inhibitor})_{\text{time 0}}} \times 100$$

30

-112-

The extent of metabolism with inhibitor (%) is calculated as follows:

$$\frac{(\text{NCE response in samples without inhibitor})_{\text{time } 0} - (\text{NCE response in samples with inhibitor})_{\text{time } 30}}{(\text{NCE response in samples without inhibitor})_{\text{time } 0}} \times 100$$

where the NCE response is the area of the NCE divided by the area of the internal standard in the LC/MS analysis chromatogram, time0 and time30 correspond to the 0 and 5 30 minutes incubation time.

The % of CYP2D6 involvement is calculated as follows :

$$\frac{(\% \text{ extent of metabolism without inhibitor}) - (\% \text{ extent of metabolism with inhibitor})}{\% \text{ extent of metabolism without inhibitor}} \times 100$$

#### 10 CYP2D6 inhibitor assay

Principle:

The CYP2D6 inhibitor assay evaluates the potential for a compound to inhibit CYP2D6. This is performed by the measurement of the inhibition of the bufuralol 1'-hydroxylase activity by the compound compared to a control. The 1'-hydroxylation of bufuralol is a 15 metabolic reaction specific to CYP2D6. Preferred compounds of the present invention exhibit an IC<sub>50</sub> higher than 6 μM for CYP2D6 activity, the IC<sub>50</sub> being the concentration of the compound that gives 50 % of inhibition of the CYP2D6 activity.

Material and methods:

20 Human liver microsomes (mixture of 20 different donors, mixed gender) are acquired from Human Biologics (Scottsdale, AZ). β-NADPH is purchased from Sigma (St Louis, MO). Bufuralol is purchased from Ultrafine (Manchester, UK). All the other reagents and solvents are of analytical grade.

25 Microsomal incubation mixture (total volume 0.1 mL) contains bufuralol 10 μM, β-NADPH (2 mM), microsomal proteins (0.5 mg/mL), and the new chemical entity (NCE) (0, 5, and 25 μM) in 100 mM sodium phosphate buffer pH 7.4. The mixture is incubated in a shaking waterbath at 37 °C for 5 minutes. The reaction is terminated by the addition of methanol (75 μL). The samples are vortexed and the denaturated proteins are 30 removed by centrifugation. The supernatant is analyzed by liquid chromatography

-113-

connected to a fluorescence detector. The formation of the 1'-hydroxybufuralol is monitored in control samples (0  $\mu$ M NCE) and in the samples incubated in presence of the NCE. The stock solution of NCE is prepared in a mixture of Acetonitrile/Water to reach a final concentration of acetonitrile in the incubation below 1.0%.

5

The determination of 1'-hydroxybufuralol in the samples is performed by liquid chromatography with fluorimetric detection as described below. Twenty five  $\mu$ L samples are injected onto a Chromolith Performance RP-18e column (100 mm x 4.6 mm) (Merck KGAA, Darmstadt, Germany). The mobile phase, consisting of a mixture of solvent A and solvent B whose proportions change according the following linear gradient, is pumped through the column at a flow rate of 1 mL/min:

10

Time (minutes)	Solvent A (%)	Solvent B (%)
0	65	35
2.0	65	35
2.5	0	100
5.5	0	100
6.0	65	35

15

Solvent A and Solvent B consist of a mixture of 0.02 M potassium dihydrogenophosphate buffer pH3/ methanol in the proportion 90/10 (v/v) for solvent A and 10/90 (v/v) for solvent B. The run time is 7.5 minutes. Formation of 1'-hydroxybufuralol is monitored by fluorimetric detection with extinction at  $\lambda$  252 nm and emission at  $\lambda$  302 nm.

20

The IC<sub>50</sub> of the NCE for CYP2D6 is calculated by the measurement of the percent of inhibition of the formation of the 1'-hydroxybufuralol in presence of the NCE compared to control samples (no NCE) at a known concentration of the NCE.

The percent of inhibition of the formation of the 1'-hydroxybufuralol is calculated as follows:

-114-

$$\frac{(1\text{'-hydroxybufuralol formed without inhibitor}) - (1\text{'-hydroxybufuralol formed with inhibitor})}{(1\text{'-hydroxybufuralol area formed without inhibitor})} \times 100$$

The IC<sub>50</sub> is calculated from the percent inhibition of the formation of the 1'-hydroxybufuralol as follows (assuming competitive inhibition):

$$\frac{\text{NCE Concentration} \times (100 - \text{Percent of inhibition})}{\text{Percent of inhibition}}$$

5

The IC<sub>50</sub> estimation is assumed valid if inhibition is between 20% and 80% (Moody GC, Griffin SJ, Mather AN, McGinnity DF, Riley RJ. 1999. Fully automated analysis of activities catalyzed by the major human liver cytochrome P450 (CYP) enzymes: assessment of human CYP inhibition potential. *Xenobiotica*, 29(1): 53-75).

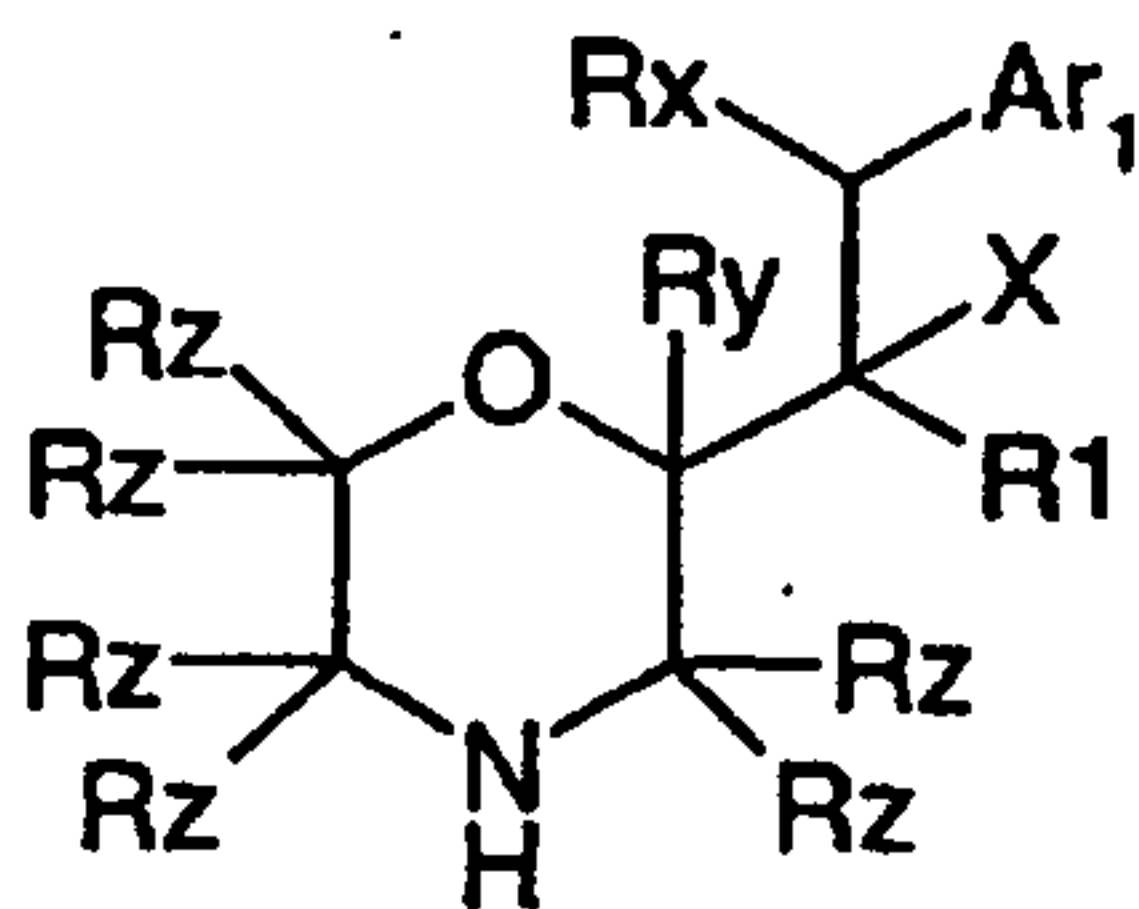
10

X15830 WO

-115-

## CLAIMS

1. A compound of formula (I)



(I)

wherein,

X is OH, C1-C4 alkoxy, NH<sub>2</sub> or NH(C1-C4 alkyl);

Rx is H or C1-C4 alkyl;

Ry is H or C1-C4 alkyl;

each Rz group is independently H or C1-C4 alkyl, with the proviso that not more than 3 Rz groups may be C1-C4 alkyl;

R1 is C1-C6 alkyl (optionally substituted with 1, 2 or 3 halogen atoms and/or with 1 substituent selected from C1-C4 alkylthio (optionally substituted with 1, 2 or 3 fluorine atoms), C1-C4 alkoxy (optionally substituted with 1, 2 or 3 fluorine atoms), C3-C6 cycloalkoxy, C1-C4 alkylsulfonyl, cyano, -CO-O(C1-C2 alkyl), -O-CO-(C1-C2 alkyl) and hydroxy); C2-C6 alkenyl (optionally substituted with 1, 2 or 3 halogen atoms); C3-C6 cycloalkyl (optionally substituted with 1, 2 or 3 halogen atoms and/or with 1 substituent selected from C1-C4 alkoxy and hydroxy) wherein one C-C bond within the cycloalkyl moiety is optionally substituted by an O-C, S-C or C=C bond; C4-C7 cycloalkylalkyl (optionally substituted with 1, 2 or 3 halogen atoms and/or with 1 substituent selected from C1-C4 alkoxy and hydroxy) wherein one C-C bond within the cycloalkyl moiety is optionally substituted by an O-C, S-C or C=C bond; or CH<sub>2</sub>Ar<sub>2</sub>;

and Ar<sub>1</sub> and Ar<sub>2</sub> are each independently a phenyl ring or a 5- or 6-membered heteroaryl ring each of which is optionally substituted with 1, 2 or 3 substituents (depending upon the number of available substitution positions) each independently selected from C1-C4 alkyl (optionally substituted with 1, 2 or 3 halogen atoms), C1-C4 alkoxy (optionally substituted with 1, 2 or 3 halogen atoms), C1-C4 alkylthio (optionally substituted with 1,

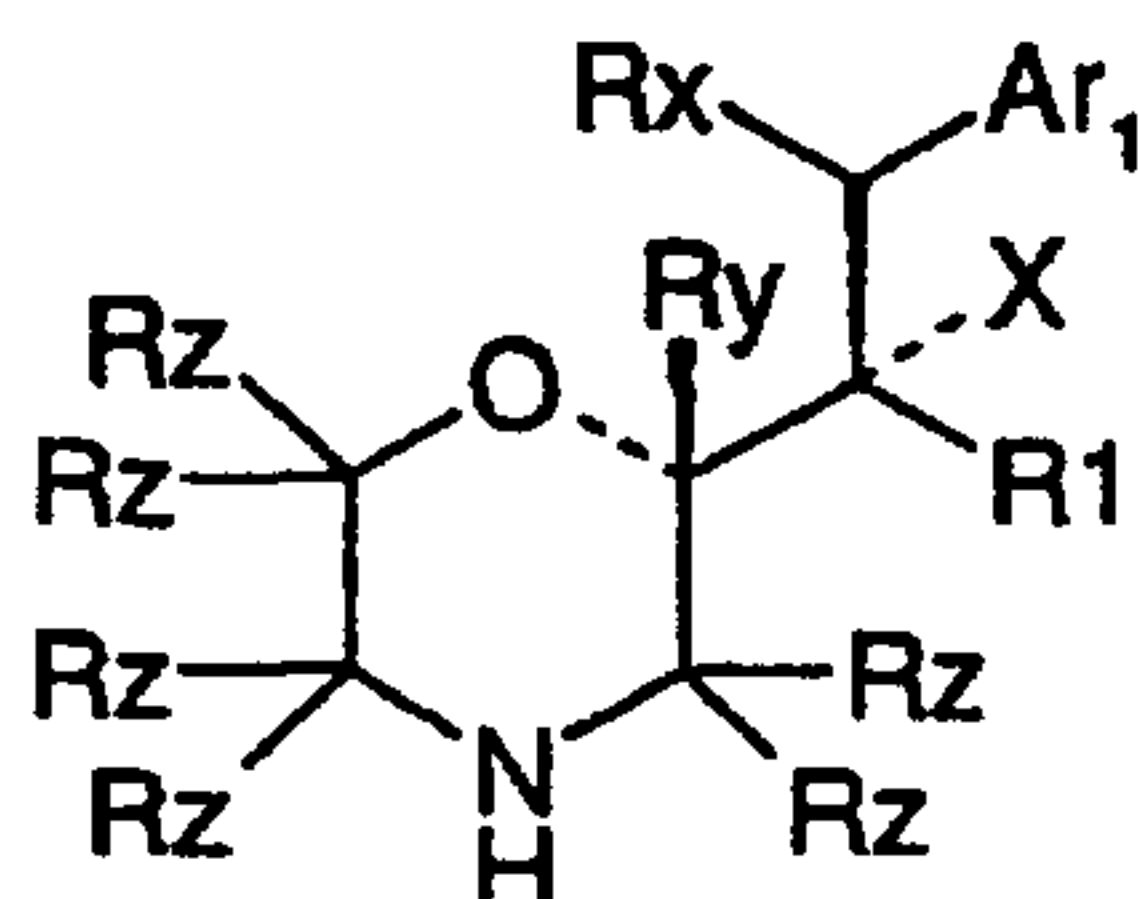
AMENDED SHEET

X15830 EP

-116-

2 or 3 halogen atoms), -CO-O(C1-C4 alkyl), cyano, -NRR, -CONRR, halo and hydroxy and/or with 1 substituent selected from pyridyl, thiophenyl, phenyl, benzyl and phenoxy each of which is optionally ring-substituted with 1, 2 or 3 substituents each independently selected from halogen, C1-C4 alkyl (optionally substituted with 1, 2 or 3 halogen atoms), C1-C4 alkoxy (optionally substituted with 1, 2 or 3 halogen atoms), carboxy, nitro, hydroxy, cyano, -NRR, -CONRR, SO<sub>2</sub>NRR and SO<sub>2</sub>R; and each R is independently H or C1-C4 alkyl; or a pharmaceutically acceptable salt thereof.

10 2. A compound of formula (II)



(II)

wherein, X, Rx, Ry, Rz, R1 and Ar1 are as defined for formula (I) in claim 1; or a pharmaceutically acceptable salt thereof.

15

3. A compound as claimed in any preceding claim or claim 30 wherein X is OH.

4. A compound as claimed in any preceding claim or claim 30 wherein Rx is H.

20 5. A compound as claimed in any preceding claim or claim 30 wherein Ry is H.

6. A compound as claimed in any preceding claim or claim 30 wherein each Rz is H.

25 7. A compound as claimed in any one of claims 1 to 6 or 30 wherein R1 is C1-C6 alkyl optionally substituted with 1, 2 or 3 halogen atoms and/or with 1 substituent selected from C1-C4 alkylthio (optionally substituted with 1, 2 or 3 fluorine atoms), C1-

AMENDED SHEET

X15830 EP

-117-

C4 alkoxy (optionally substituted with 1, 2 or 3 fluorine atoms), C3-C6 cycloalkoxy, C1-C4 alkylsulfonyl, cyano, -CO-O(C1-C2 alkyl), -O-CO-(C1-C2 alkyl) and hydroxy.

8. A compound as claimed in any one of claims 1 to 6 or 30 wherein R1 is C2-C6 alkenyl optionally substituted with 1, 2 or 3 halogen atoms.
9. A compound as claimed in any one of claims 1 to 6 or 30 wherein R1 is C3-C6 cycloalkyl optionally substituted with 1, 2 or 3 halogen atoms and/or with 1 substituent selected from C1-C4 alkoxy and hydroxy wherein one C-C bond within the cycloalkyl moiety is optionally substituted by an O-C, S-C or C=C bond.
10. A compound as claimed in any one of claims 1 to 6 or 30 wherein R1 is C4-C7 cycloalkylalkyl optionally substituted with 1, 2 or 3 halogen atoms and/or with 1 substituent selected from C1-C4 alkoxy and hydroxy wherein one C-C bond within the cycloalkyl moiety is optionally substituted by an O-C, S-C or C=C bond.
11. A compound as claimed in any one of claims 1 to 6 or 30 wherein R1 is CH<sub>2</sub>Ar<sub>2</sub> wherein Ar<sub>2</sub> is a phenyl ring or a 5- or 6-membered heteroaryl ring each of which is optionally substituted with 1, 2 or 3 substituents (depending upon the number of available substitution positions) each independently selected from C1-C4 alkyl (optionally substituted with 1, 2 or 3 halogen atoms), C1-C4 alkoxy (optionally substituted with 1, 2 or 3 halogen atoms), C1-C4 alkylthio (optionally substituted with 1, 2 or 3 halogen atoms), -CO-O(C1-C4 alkyl), cyano, -NRR, -CONRR, halo and hydroxy and/or with 1 substituent selected from pyridyl, thiophenyl, phenyl, benzyl and phenoxy each of which is optionally ring-substituted with 1, 2 or 3 substituents each independently selected from halogen, C1-C4 alkyl (optionally substituted with 1, 2 or 3 halogen atoms), C1-C4 alkoxy (optionally substituted with 1, 2 or 3 halogen atoms), carboxy, nitro, hydroxy, cyano, -NRR, -CONRR, SO<sub>2</sub>NRR and SO<sub>2</sub>R.
12. A compound as claimed in any preceding claim or claim 30 wherein Ar<sub>1</sub> is a phenyl ring or a 5- or 6-membered heteroaryl ring; each of which is substituted in the

AMENDED SHEET



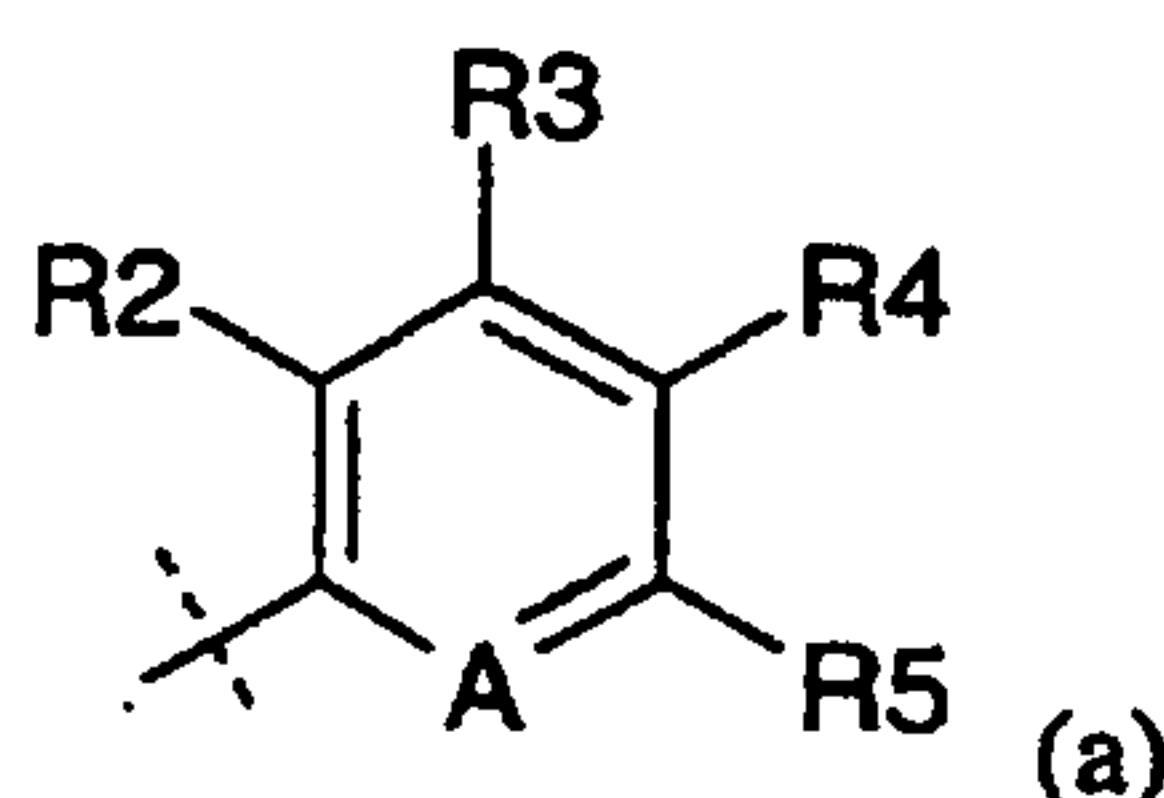
X15830 EP

-118-

*ortho* position with a substituent selected from C1-C4 alkyl (optionally substituted with 1, 2 or 3 halogen atoms), C1-C4 alkoxy (optionally substituted with 1, 2 or 3 halogen atoms), C1-C4 alkylthio (optionally substituted with 1, 2 or 3 halogen atoms), -CO-O(C1-C4 alkyl), cyano, -NRR, -CONRR, halo, hydroxy, pyridyl, thiophenyl, phenyl, benzyl and phenoxy, each of which *ortho* substituents is optionally ring-substituted (where a ring is present) with 1, 2 or 3 substituents each independently selected from halogen, C1-C4 alkyl (optionally substituted with 1, 2 or 3 halogen atoms), C1-C4 alkoxy (optionally substituted with 1, 2 or 3 halogen atoms), carboxy, nitro, hydroxy, cyano, -NRR, -CONRR, SO<sub>2</sub>NRR and SO<sub>2</sub>R; and each of which is (in addition to *ortho* substitution) optionally further substituted with 1 or 2 substituents each independently selected from C1-C4 alkyl (optionally substituted with 1, 2 or 3 halogen atoms), C1-C4 alkoxy (optionally substituted with 1, 2 or 3 halogen atoms), C1-C4 alkylthio (optionally substituted with 1, 2 or 3 halogen atoms), -CO-O(C1-C4 alkyl), cyano, -NRR, -CONRR, halo and hydroxy.

15

13. A compound as claimed in any preceding claim or claim 30 wherein Ar1 is a group of the formula (a):



wherein,

20 A is N or CR<sub>6</sub> (preferably CR<sub>6</sub>); R<sub>2</sub> is C1-C4 alkyl (optionally substituted with 1, 2 or 3 halogen atoms), C1-C4 alkoxy (optionally substituted with 1, 2 or 3 halogen atoms), C1-C4 alkylthio (optionally substituted with 1, 2 or 3 halogen atoms), halo, hydroxy, pyridyl, thiophenyl, phenyl (optionally substituted with 1, 2 or 3 substituents each independently selected from halogen, C1-C4 alkyl (optionally substituted with 1, 2 or 3 halogen atoms), or C1-C4 alkoxy (optionally substituted with 1, 2 or 3 halogen atoms)) or phenoxy (optionally substituted with 1, 2 or 3 halogen atoms); R<sub>3</sub> is H; R<sub>4</sub> is H; R<sub>5</sub> is H, C1-C4 alkyl (optionally substituted with 1, 2 or 3 halogen atoms), C1-C4 alkoxy (optionally

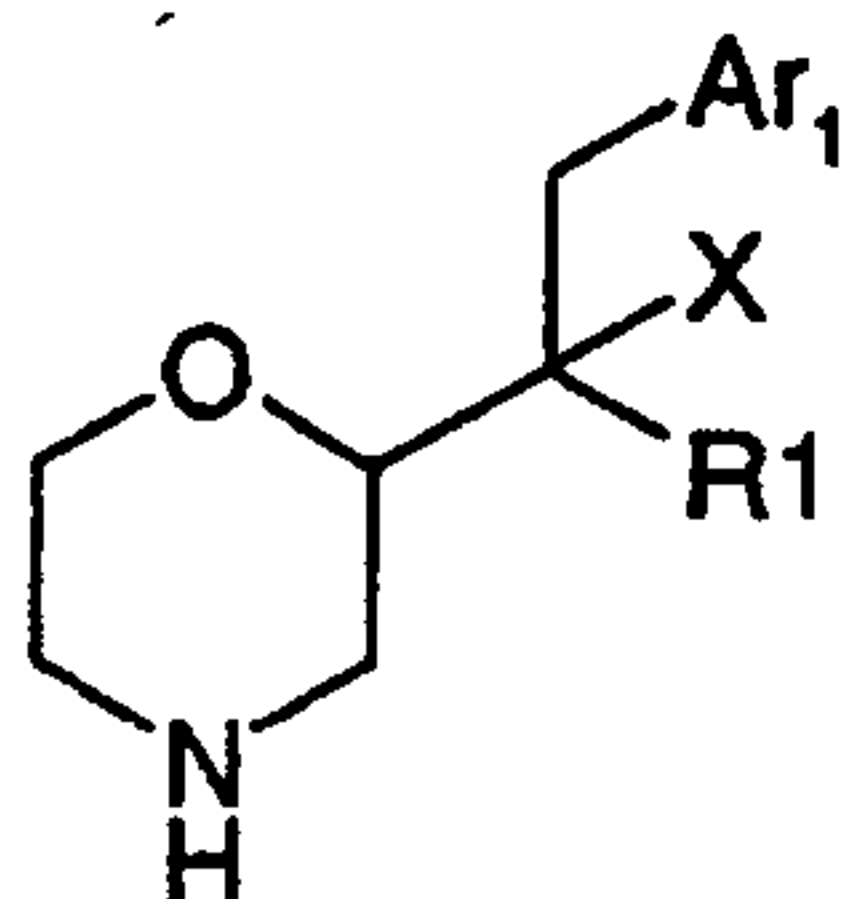
AMENDED SHEET

X15830 EP

-119-

substituted with 1, 2 or 3 halogen atoms), C1-C4 alkylthio (optionally substituted with 1, 2 or 3 halogen atoms), halo or hydroxy; and R6 (if present) is H.

14. A compound of formula (III)



5

(III)

wherein, X, R<sub>1</sub> and Ar<sub>1</sub> are as defined for formula (I) in claim 1; or a pharmaceutically acceptable salt thereof.

10 15. A compound according to claim 14 wherein

X is OH or NH<sub>2</sub>;

R<sub>1</sub> is C1-C6 alkyl (optionally substituted with 1, 2 or 3 halogen atoms and/or with 1 substituent selected from C1-C4 alkylthio (optionally substituted with 1, 2 or 3 fluorine atoms), C1-C4 alkoxy (optionally substituted with 1, 2 or 3 fluorine atoms), C3-C6 cycloalkoxy, C1-C4 alkylsulfonyl, cyano, -CO-O(C1-C2 alkyl), -O-CO-(C1-C2 alkyl) and hydroxy); C3-C6 cycloalkyl (optionally substituted with 1, 2 or 3 halogen atoms and/or with 1 substituent selected from C1-C4 alkoxy and hydroxy) wherein one C-C bond within the cycloalkyl moiety is optionally substituted by an O-C, S-C or C=C bond; or CH<sub>2</sub>Ar<sub>2</sub> wherein Ar<sub>2</sub> is a phenyl ring or a pyridyl (preferably 2-pyridyl) ring each of which may be substituted with 1, 2 or 3 substituents each independently selected from C1-C4 alkyl (optionally substituted with 1, 2 or 3 halogen atoms), C1-C4 alkoxy (optionally substituted with 1, 2 or 3 halogen atoms), C1-C4 alkylthio (optionally substituted with 1, 2 or 3 halogen atoms), halo and hydroxy; and

Ar<sub>1</sub> is a phenyl ring or a 5- or 6-membered heteroaryl ring; each of which is substituted in the *ortho* position with a substituent selected from C1-C4 alkyl (optionally substituted with 1, 2 or 3 halogen atoms), C1-C4 alkoxy (optionally substituted with 1, 2 or 3 halogen atoms), C1-C4 alkylthio (optionally substituted with 1, 2 or 3 halogen atoms), -

20

25

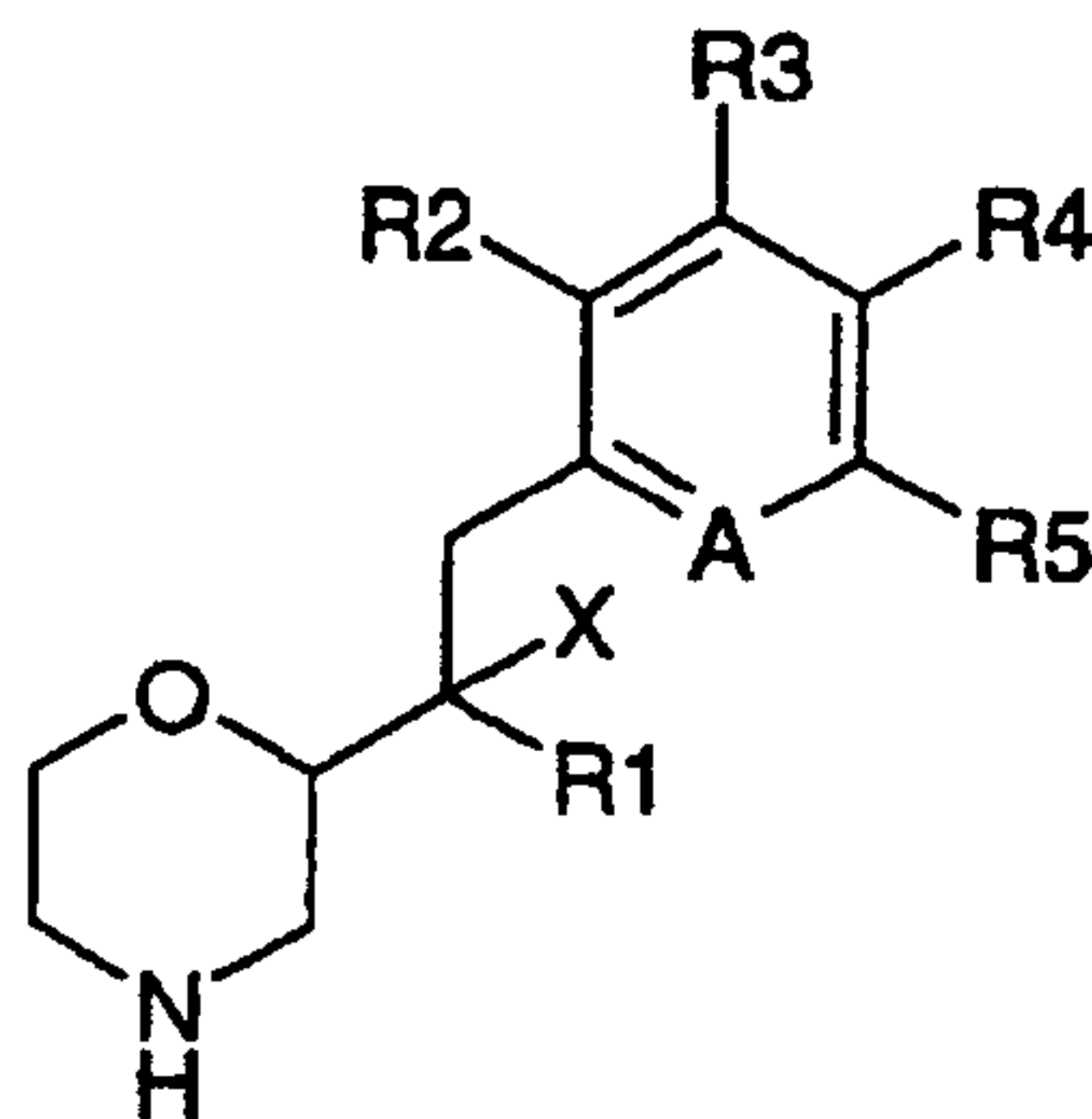
AMENDED SHEET

X15830 EP

-120-

CO-O(C1-C4 alkyl), cyano, -NRR, -CONRR, halo, hydroxy, pyridyl, thiophenyl, phenyl, benzyl and phenoxy, each of which *ortho* substituents is optionally ring-substituted (where a ring is present) with 1, 2 or 3 substituents each independently selected from halogen, C1-C4 alkyl (optionally substituted with 1, 2 or 3 halogen atoms), C1-C4 alkoxy (optionally substituted with 1, 2 or 3 halogen atoms), carboxy, nitro, hydroxy, cyano, -NRR, -CONRR, SO<sub>2</sub>NRR and SO<sub>2</sub>R; and each of which is (in addition to *ortho* substitution) optionally further substituted with 1 or 2 substituents each independently selected from C1-C4 alkyl (optionally substituted with 1, 2 or 3 halogen atoms), C1-C4 alkoxy (optionally substituted with 1, 2 or 3 halogen atoms), C1-C4 alkylthio (optionally substituted with 1, 2 or 3 halogen atoms), -CO-O(C1-C4 alkyl), cyano, -NRR, -CONRR, halo and hydroxy; or a pharmaceutically acceptable salt thereof.

16. A compound of formula (IV)



(IV)

wherein,

X is OH or NH<sub>2</sub>;

R1 is C1-C6 alkyl (optionally substituted with 1, 2 or 3 halogen atoms and/or with 1 substituent selected from C1-C4 alkoxy (optionally substituted with 1, 2 or 3 fluorine atoms), cyano, and hydroxy); C3-C6 cycloalkyl (optionally substituted with 1, 2 or 3 halogen atoms and/or with 1 substituent selected from C1-C4 alkoxy and hydroxy) wherein one C-C bond within the cycloalkyl moiety is optionally substituted by an O-C bond; or CH<sub>2</sub>Ar<sub>2</sub> wherein Ar<sub>2</sub> is a phenyl ring optionally substituted with 1, 2 or 3 substituents each independently selected from C1-C4 alkyl (optionally substituted with 1,

AMENDED SHEET

X15830 EP

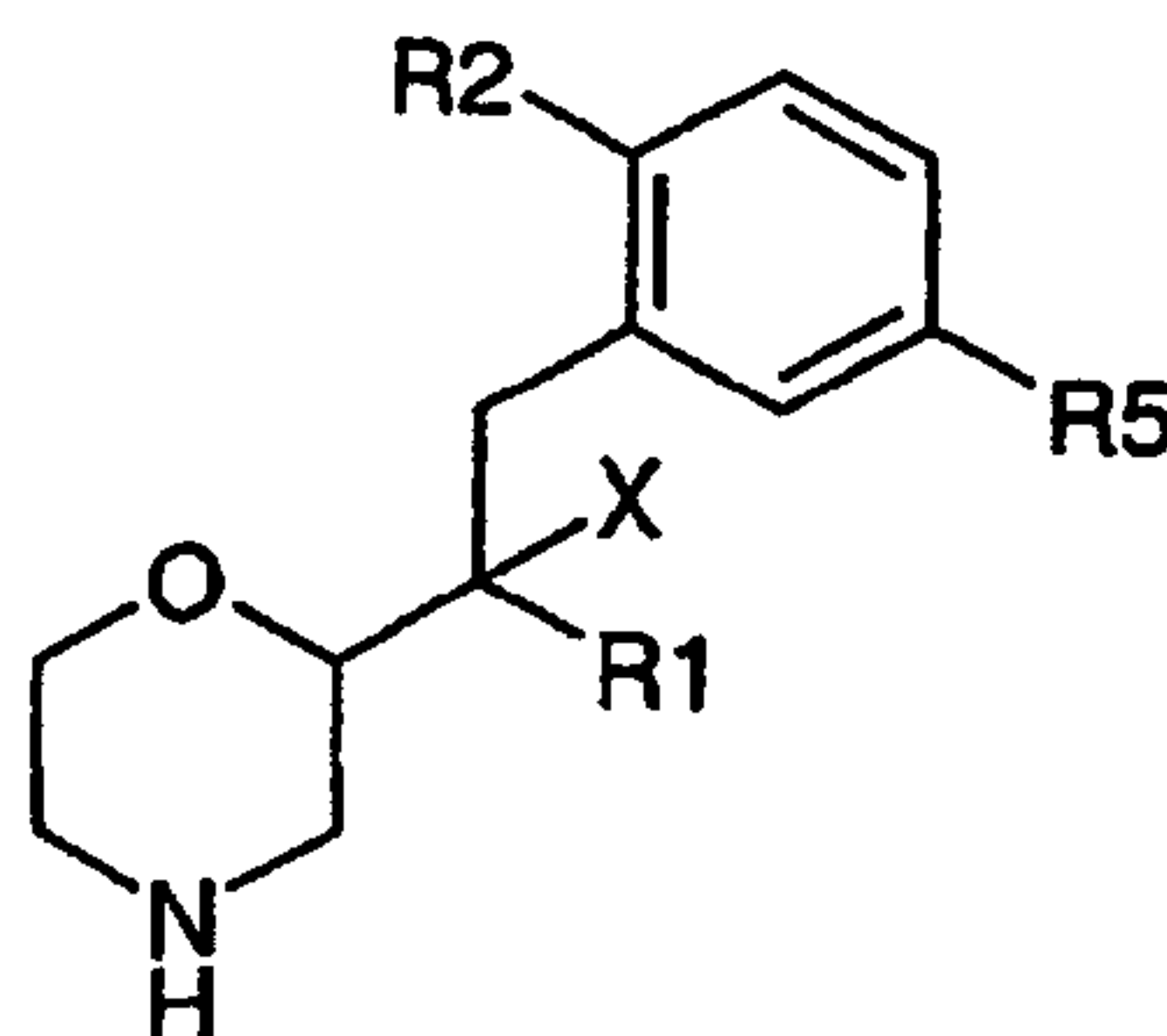
-121-

2 or 3 halogen atoms), C1-C4 alkoxy (optionally substituted with 1, 2 or 3 halogen atoms), C1-C4 alkylthio (optionally substituted with 1, 2 or 3 halogen atoms), halo and hydroxy;

A is N or CR<sub>6</sub> (preferably CR<sub>6</sub>); R<sub>2</sub> is C1-C4 alkyl (optionally substituted with 1, 2 or 3 halogen atoms), C1-C4 alkoxy (optionally substituted with 1, 2 or 3 halogen atoms), C1-C4 alkylthio (optionally substituted with 1, 2 or 3 halogen atoms), halo, hydroxy, pyridyl, thiophenyl, phenyl (optionally substituted with 1, 2 or 3 substituents each independently selected from halogen, C1-C4 alkyl (optionally substituted with 1, 2 or 3 halogen atoms), or C1-C4 alkoxy (optionally substituted with 1, 2 or 3 halogen atoms)) or phenoxy (optionally substituted with 1, 2 or 3 halogen atoms); R<sub>3</sub> is H; R<sub>4</sub> is H; R<sub>5</sub> is H, C1-C4 alkyl (optionally substituted with 1, 2 or 3 halogen atoms), C1-C4 alkoxy (optionally substituted with 1, 2 or 3 halogen atoms), C1-C4 alkylthio (optionally substituted with 1, 2 or 3 halogen atoms), halo or hydroxy; and R<sub>6</sub> (if present) is H; or a pharmaceutically acceptable salt thereof.

15

17. A compound of formula (V)



(V)

wherein,

20 X is OH or NH<sub>2</sub>;

R<sub>1</sub> is C1-C6 alkyl (optionally substituted with 1, 2 or 3 fluorine atoms), C3-C6 cycloalkyl wherein one C-C bond within the cycloalkyl moiety is optionally substituted by an O-C bond or CH<sub>2</sub>Ar<sub>2</sub> wherein Ar<sub>2</sub> is a phenyl ring optionally substituted with 1 or 2 substituents each independently selected from C1-C4 alkyl (optionally substituted with 1,

25

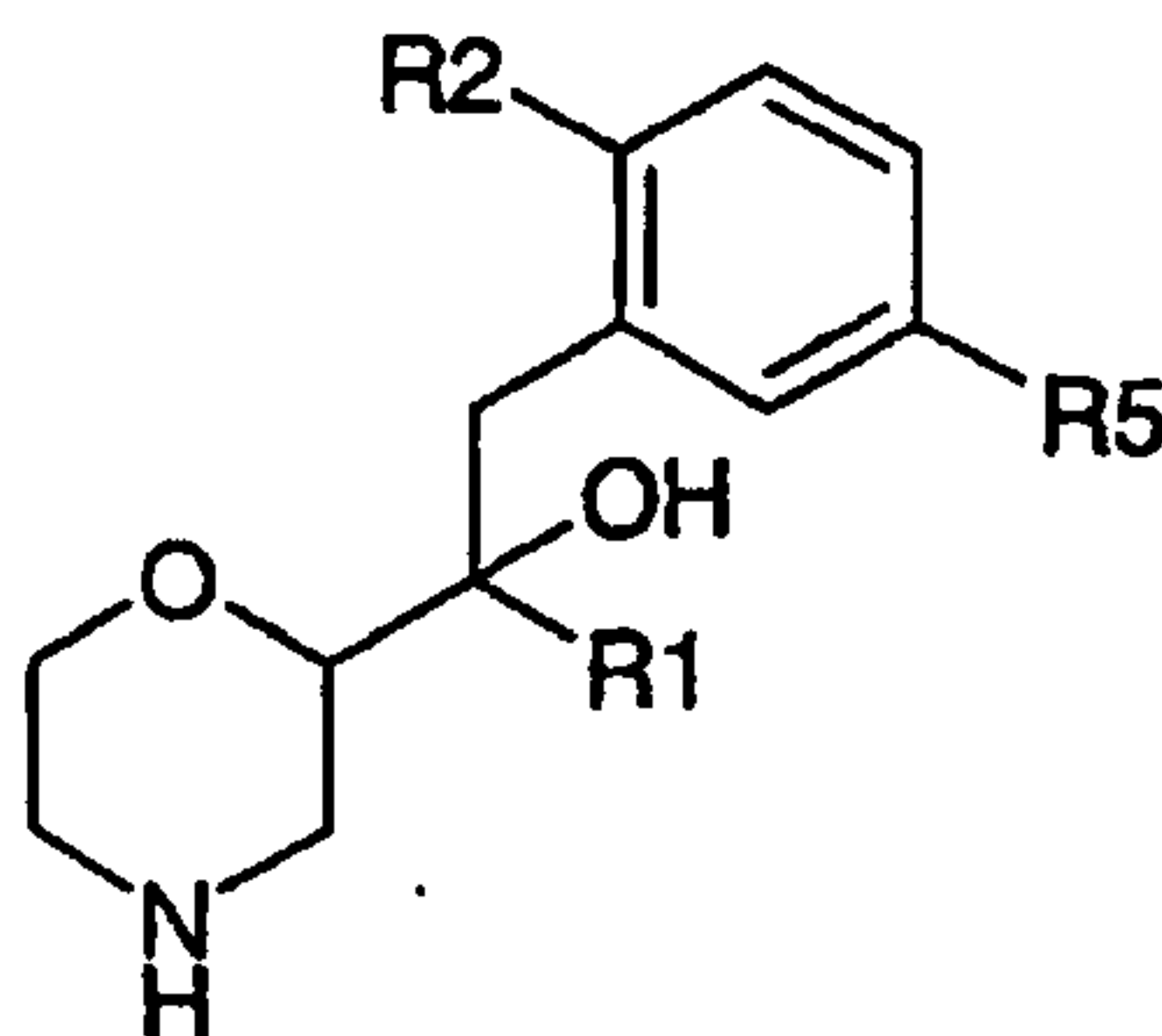
AMENDED SHEET

X15830 EP

-122-

- 2 or 3 halogen atoms), C1-C4 alkoxy (optionally substituted with 1, 2 or 3 halogen atoms), halo and hydroxy;
- R2 is C1-C4 alkyl (optionally substituted with 1, 2 or 3 fluorine atoms), C1-C4 alkoxy (optionally substituted with 1, 2 or 3 fluorine atoms) or phenyl (optionally substituted with 1, 2 or 3 fluorine atoms); and R5 is H or F; or a pharmaceutically acceptable salt thereof.

18. A compound of formula (VI)



(VI)

10

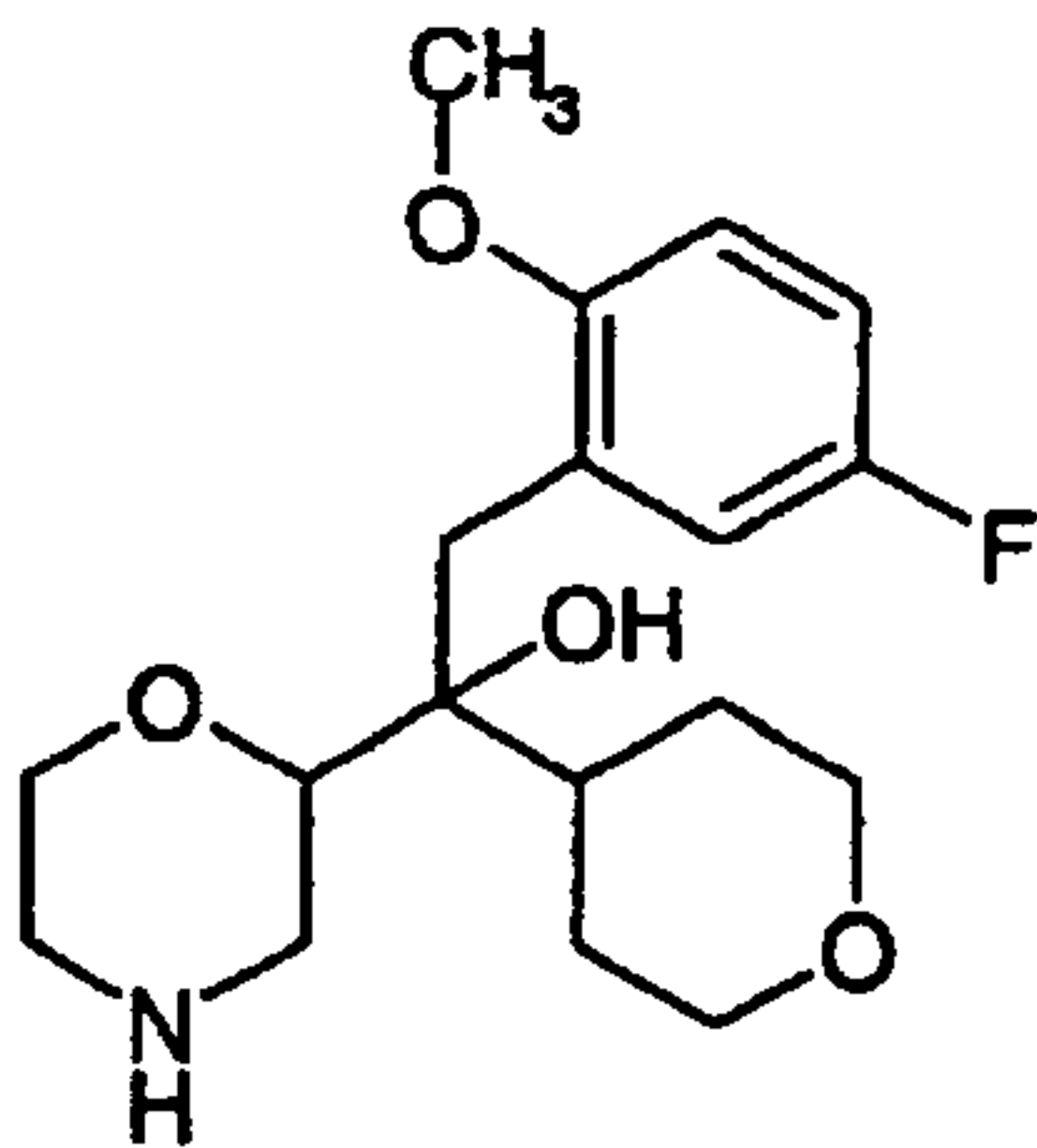
wherein,

- R1 is C1-C6 alkyl (optionally substituted with 1, 2 or 3 fluorine atoms) or C3-C6 cycloalkyl wherein one C-C bond within the cycloalkyl moiety is optionally substituted by an O-C bond;
- 15 R2 is C1-C4 alkyl (optionally substituted with 1, 2 or 3 fluorine atoms), C1-C4 alkoxy (optionally substituted with 1, 2 or 3 fluorine atoms) or phenyl (optionally substituted with 1, 2 or 3 fluorine atoms); and R5 is H or F; or a pharmaceutically acceptable salt thereof.

20 19. A compound of the formula

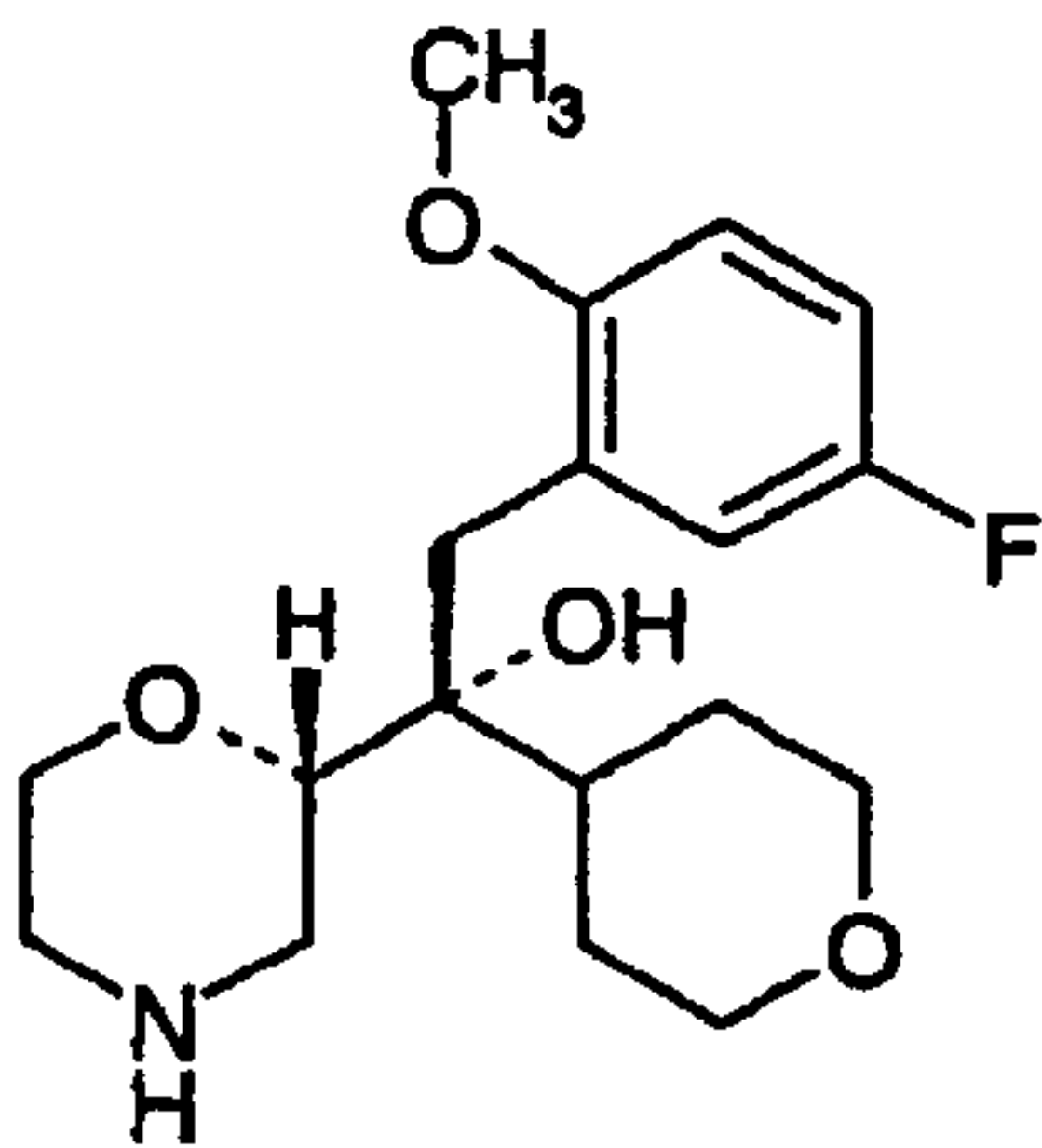
AMENDED SHEET

-123-



or a pharmaceutically acceptable salt thereof.

20. A compound of the formula



5

or a pharmaceutically acceptable salt thereof.

21. The hydrochloride salt, of a compound according to claim 19 or claim 20.

10 22. A pharmaceutical composition comprising a compound as claimed in any one of claims 1 to 21, except when dependent upon claim 30, or a pharmaceutically acceptable salt thereof together with a pharmaceutically acceptable diluent, excipient or carrier.

15 23. A compound as claimed in any one of claims 1 to 21, except when dependent upon claim 30, for use in therapy.

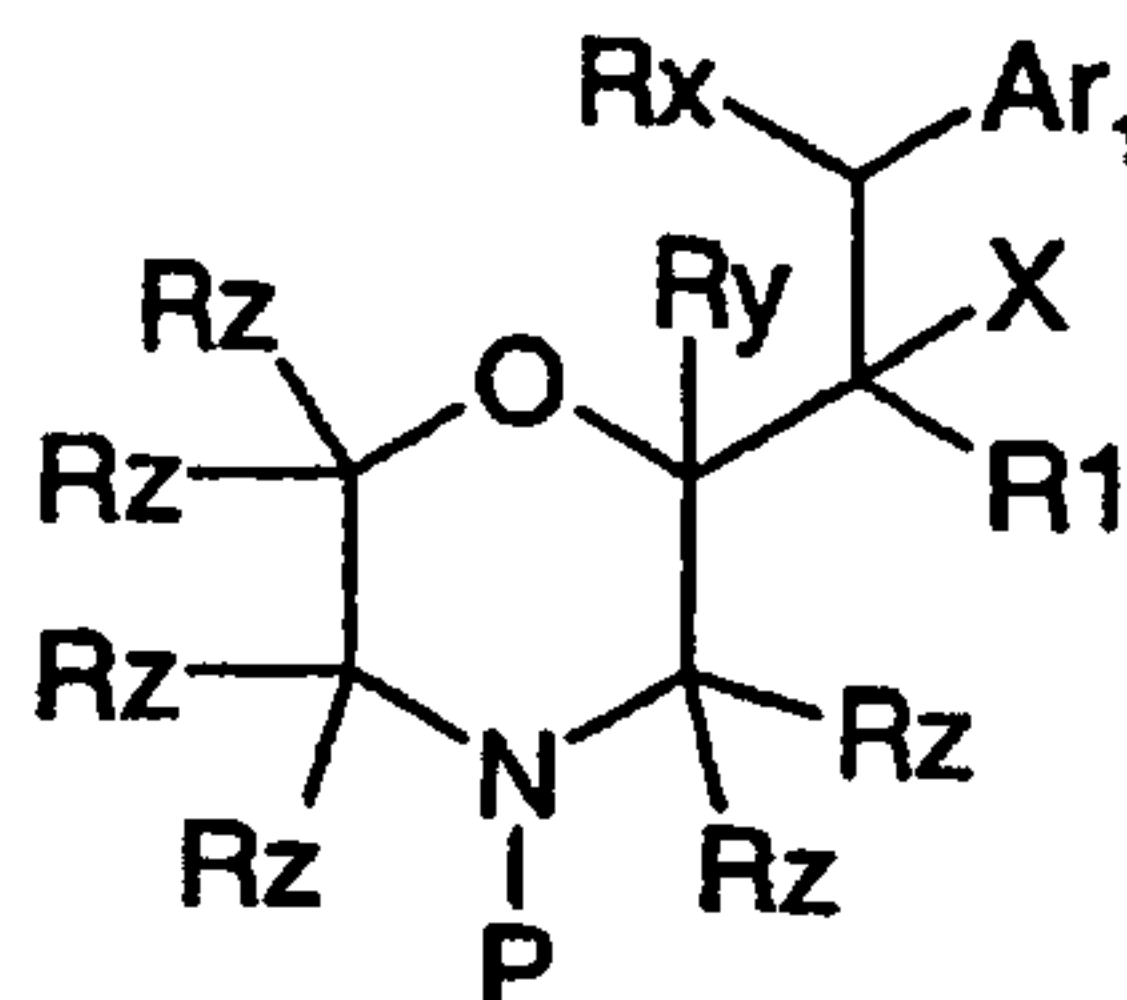
24. A compound as claimed in any one of claims 1 to 21, except when dependent upon claim 30, or pharmaceutically acceptable salt thereof for use as an inhibitor of the reuptake of norepinephrine.

AMENDED SHEET

X15830 EP

-124-

25. A compound as claimed in any one of claims 1 to 21, except when dependent upon claim 30, or a pharmaceutically acceptable salt thereof for treating disorders associated with norepinephrine dysfunction in mammals.
- 5 26. The use of a compound as claimed in any one of claims 1 to 21, except when dependent upon claim 30, or a pharmaceutically acceptable salt thereof for the manufacture of a medicament for the treatment of disorders associated with norepinephrine dysfunction in mammals.
- 10 27. A method for inhibiting the reuptake of norepinephrine in mammals comprising administering to a patient in need thereof an effective amount of a compound as claimed in any one of claims 1 to 21, except when dependent upon claim 30, or a pharmaceutically acceptable salt thereof.
- 15 28. A method for treating disorders associated with norepinephrine dysfunction in mammals comprising administering to a patient in need thereof an effective amount of a compound as claimed in any one of claims 1 to 21, except when dependent upon claim 30, or a pharmaceutically acceptable salt thereof.
- 20 29. A process for the preparation of a compound of formula (I) comprising the step of deprotecting a compound of the formula (XIV)



(XIV)

- wherein P represents an N-protecting group and all other variables are as defined for  
25 formula (I) in claim 1, to provide a compound of formula (I), optionally followed by the step of forming a pharmaceutically acceptable salt.

AMENDED SHEET

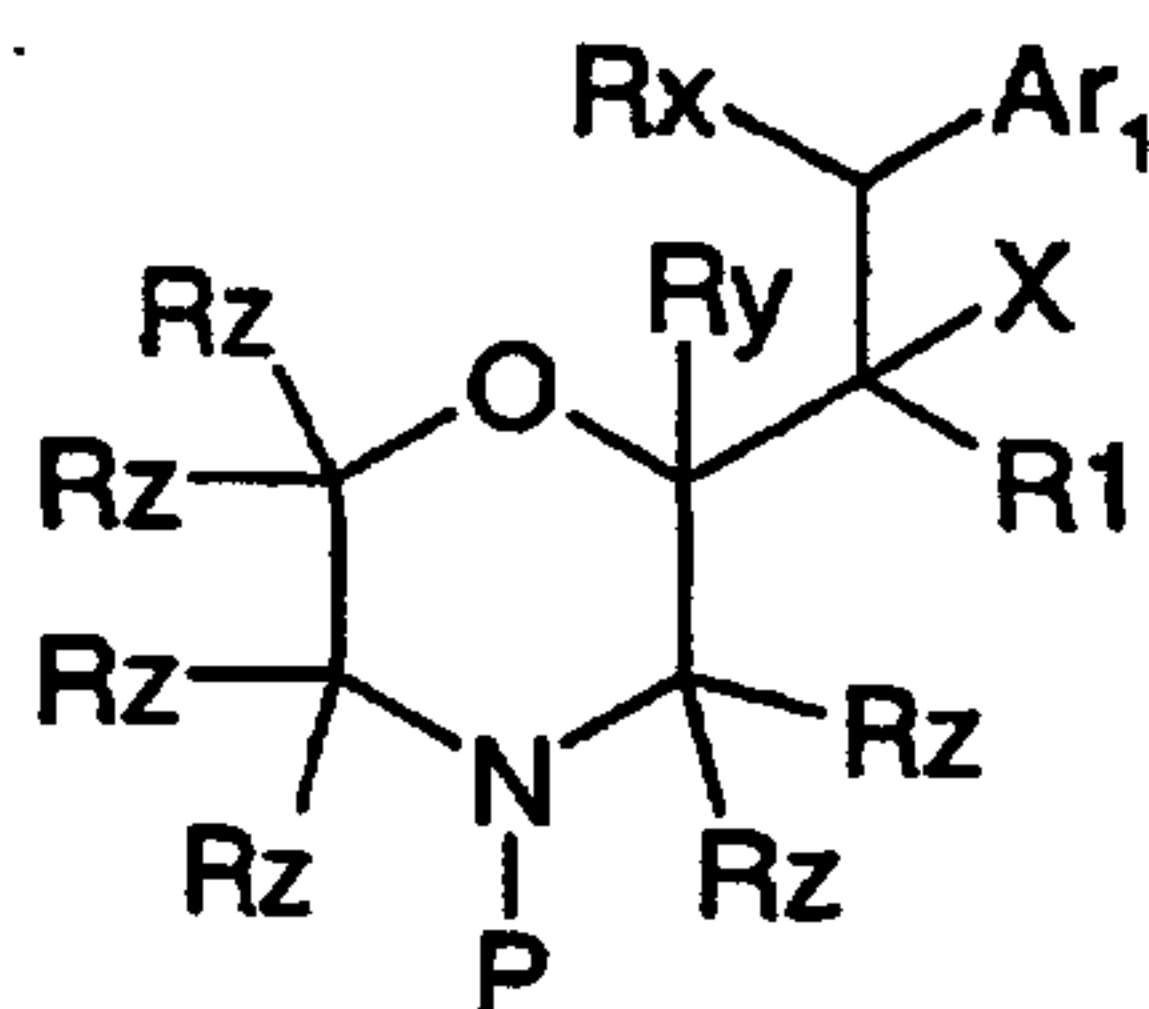
14-09-2005

X15830 EP

US0432771

-125-

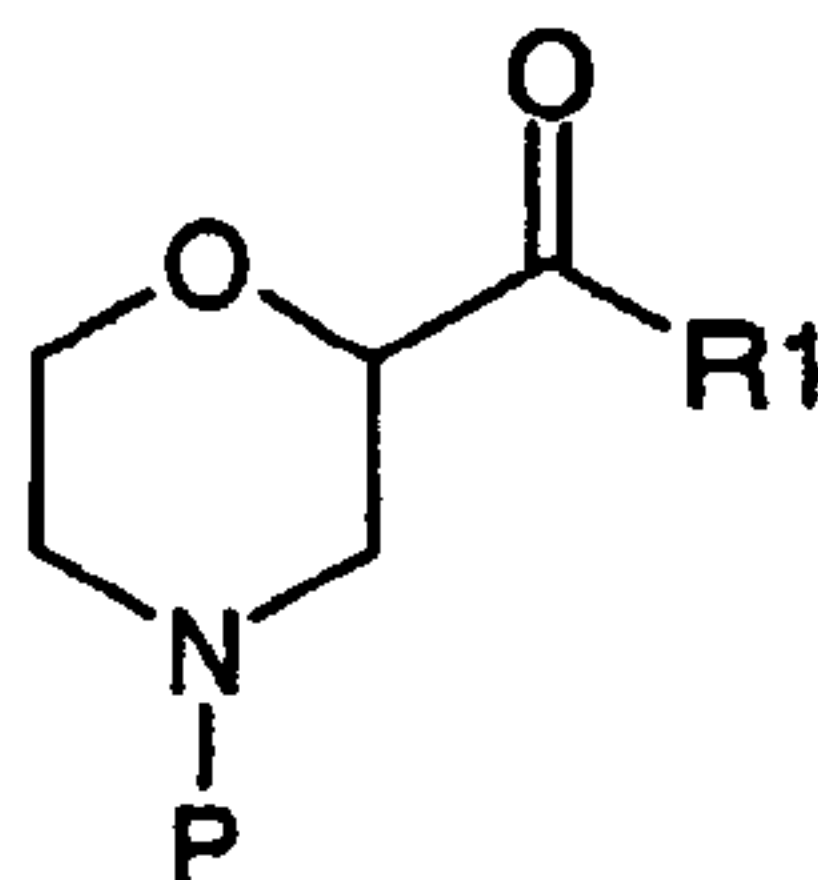
30. A compound of the formula (XIV)



(XIV)

wherein P represents an N-protecting group and all other variables are as defined for  
5 formula (I) in claim 1, or a salt thereof.

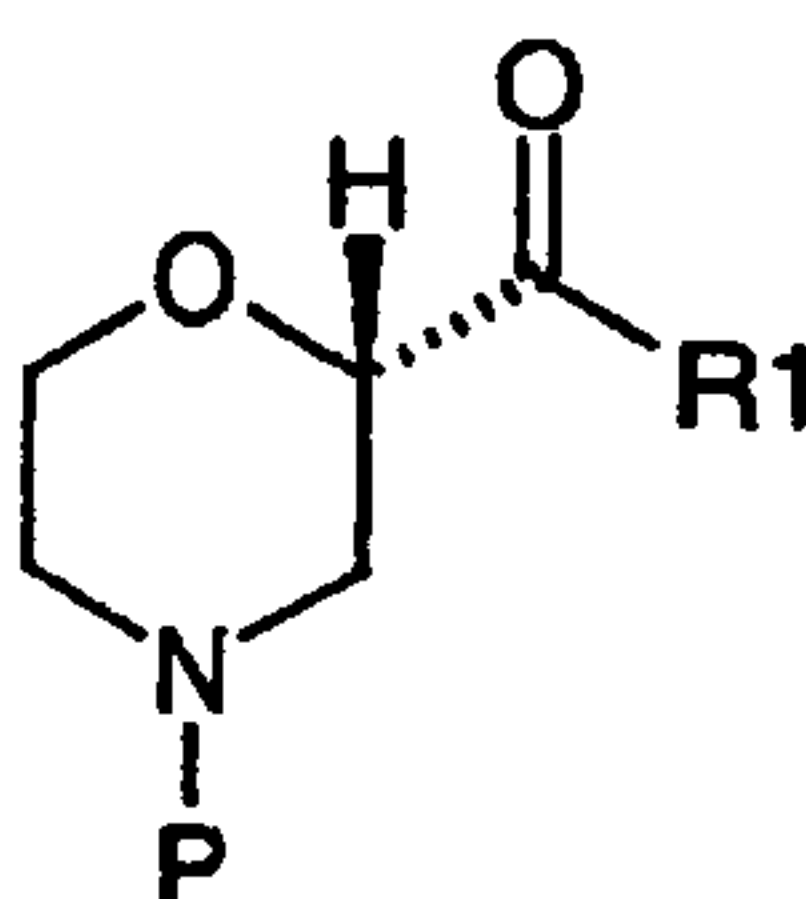
31. A compound of the formula (XIII)



(XIII)

10 wherein P represents an N-protecting group and R1 is a tetrahydro-2H-pyran-4-yl group,  
or a salt thereof.

32. A compound of the formula (XIII)b



(XIII)b

15

wherein P represents an N-protecting group and R1 is a tetrahydro-2H-pyran-4-yl group,  
or a salt thereof.

AMENDED SHEET



14-09-2005

X15830 EP

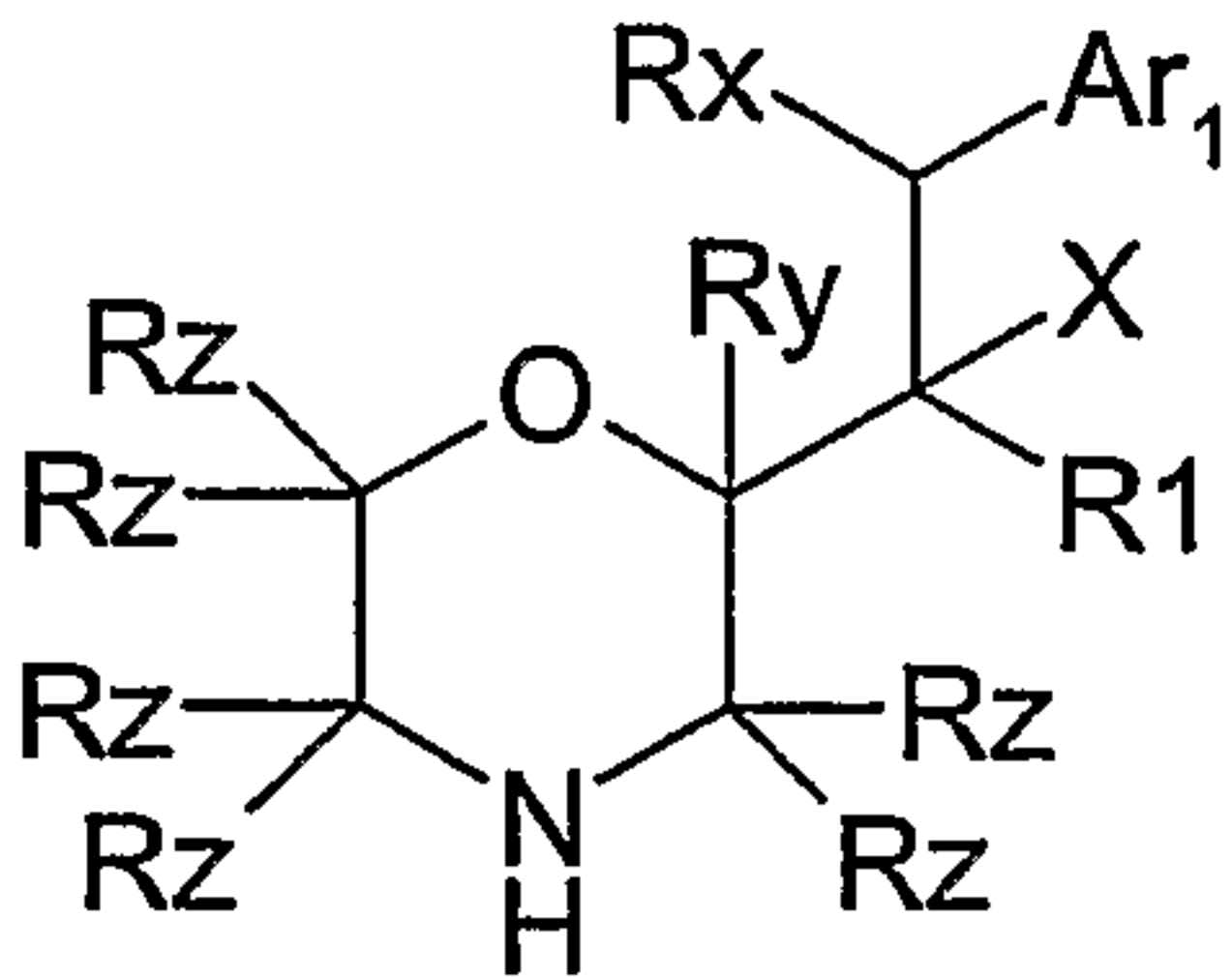
CA 02544649 2006-05-02

US0432771

-126-

33. A compound according to any one of claims 30 to 32, or a salt thereof, wherein P is a benzyl group.

AMENDED SHEET



(I)