



US0D1046393S

(12) **United States Design Patent**
Estrada

(10) **Patent No.:** **US D1,046,393 S**

(45) **Date of Patent:** **** Oct. 15, 2024**

(54) **ANKLE SLIPPER**

FOREIGN PATENT DOCUMENTS

(71) Applicant: **Julia Valentin Estrada**, Downey, CA
(US)

GB	2449717 A	12/2008
GB	2470397 A	11/2010
GB	2473852 A1	3/2011

(72) Inventor: **Julia Valentin Estrada**, Downey, CA
(US)

OTHER PUBLICATIONS

(**) Term: **15 Years**

www.tnz.com, Kanye West Image, 1 page.
www.tnz.com, Kris Jenner Image, 1 page.

(21) Appl. No.: **29/726,495**

* cited by examiner

(22) Filed: **Mar. 3, 2020**

(51) **LOC (14) Cl.** **02-04**

Primary Examiner — Rashida C. Walshon

(52) **U.S. Cl.**

(74) *Attorney, Agent, or Firm* — Cislo & Thomas, LLP

USPC **D2/923**

(58) **Field of Classification Search**

(57) **CLAIM**

USPC D2/896-900, 907, 909, 919, 923-945,
D2/969

The ornamental design for an ankle slipper, as shown and described.

CPC A43B 5/00; A43B 3/14; A43B 3/16; A43B
3/101

DESCRIPTION

See application file for complete search history.


(56) **References Cited**

FIG. 1 is a perspective view of an ankle slipper according to a first embodiment of my new design;
FIG. 2 is a right side elevation view of the ankle slipper shown in FIG. 1,
FIG. 3 is a left side elevation view of the ankle slipper shown in FIG. 1;
FIG. 4 is a front elevation view of the ankle slipper shown in FIG. 1;
FIG. 5 is a rear elevation view of the ankle slipper shown in FIG. 1;
FIG. 6 is a top plan view of the ankle slipper shown in FIG. 1; and,
FIG. 7 is a bottom plan view of the ankle slipper shown in FIG. 1.

U.S. PATENT DOCUMENTS

7,032,327 B1	4/2006	Tartaglia et al.	
D783,242 S *	4/2017	Arzegar	D2/923
D794,301 S *	8/2017	Raasch	D2/969
D801,664 S *	11/2017	Small	D2/969
D813,505 S *	3/2018	Brown	D2/896
D846,840 S *	4/2019	Howe	D2/896
D874,119 S *	2/2020	Howe	D2/969
D891,071 S *	7/2020	Swierszczyk	D2/969
D920,640 S *	6/2021	Johnson	D2/954
D952,298 S *	5/2022	Li	D2/923
D981,091 S *	3/2023	Chen	D2/939
D1,004,919 S *	11/2023	Shi	D2/954
D1,019,105 S *	3/2024	Chang	D2/969
2007/0204483 A1	9/2007	Kirsch et al.	

1 Claim, 6 Drawing Sheets



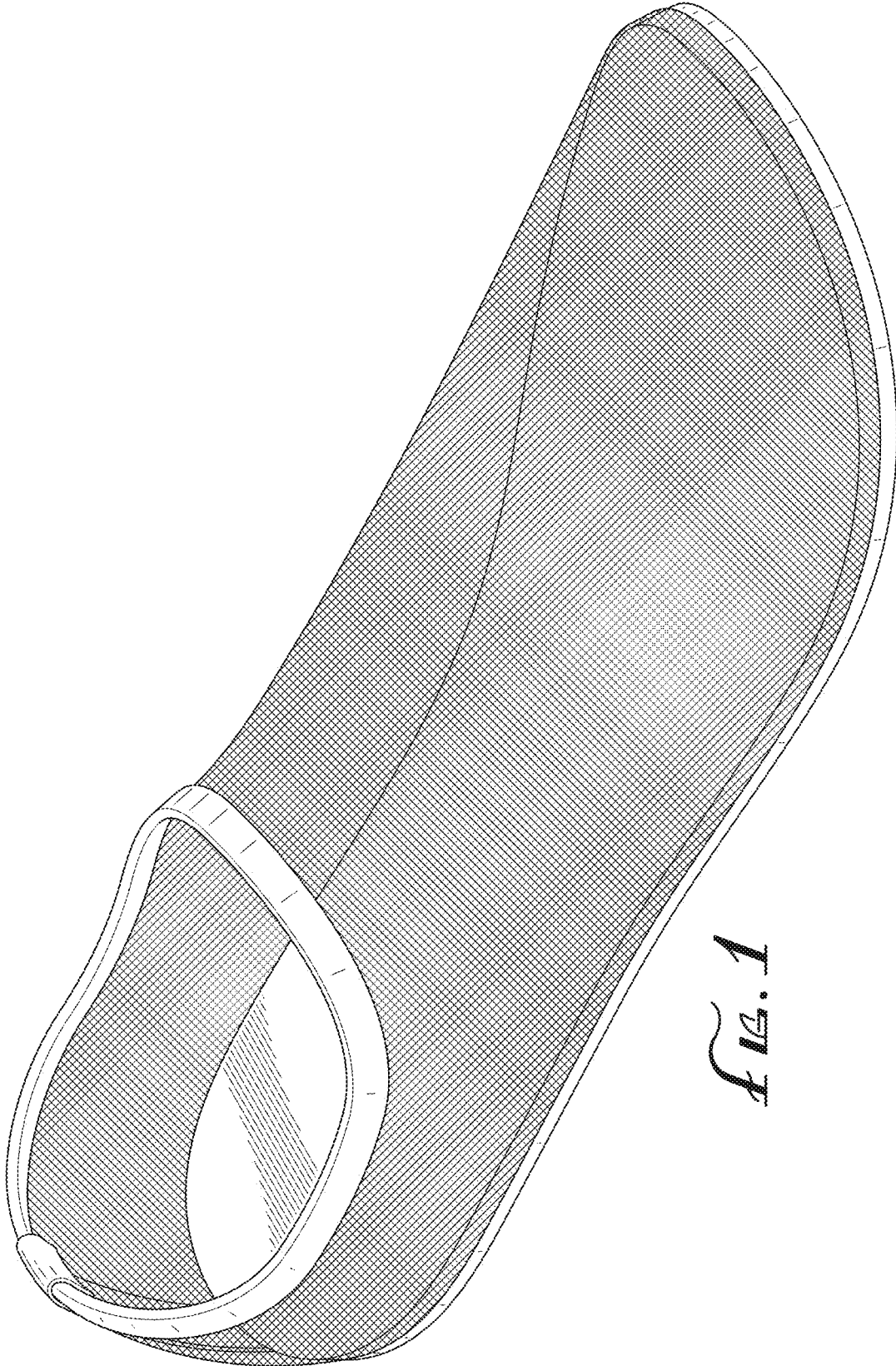


FIG. 1

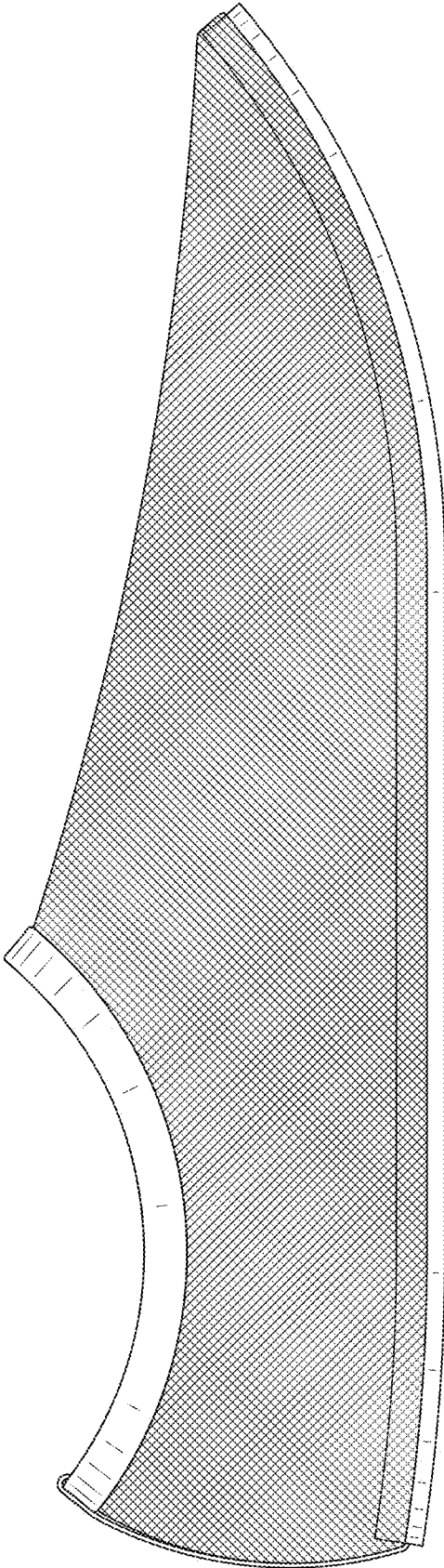


FIG. 2

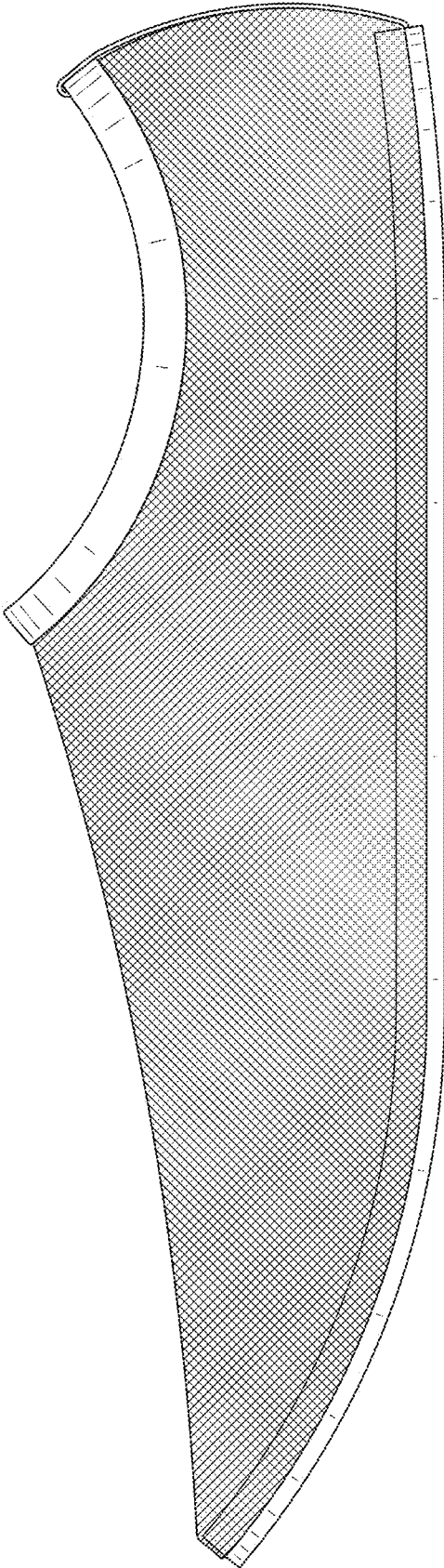


FIG. 3

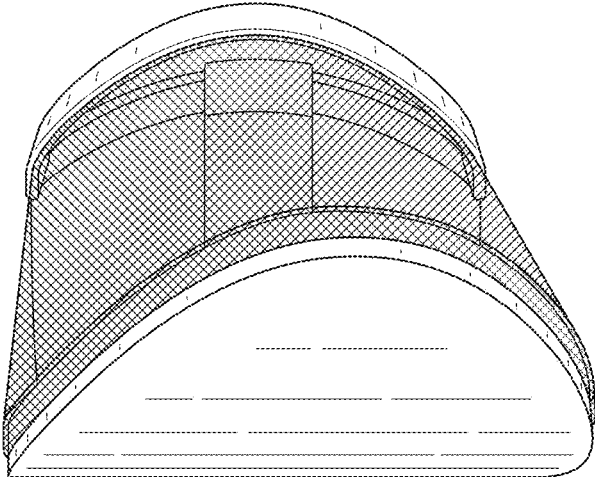


FIG. 4

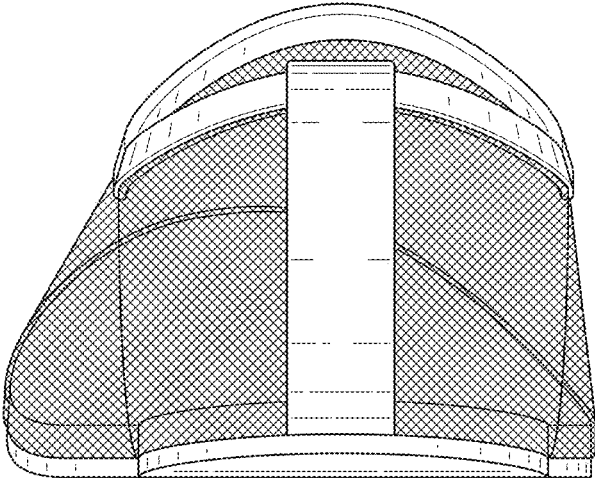


FIG. 5

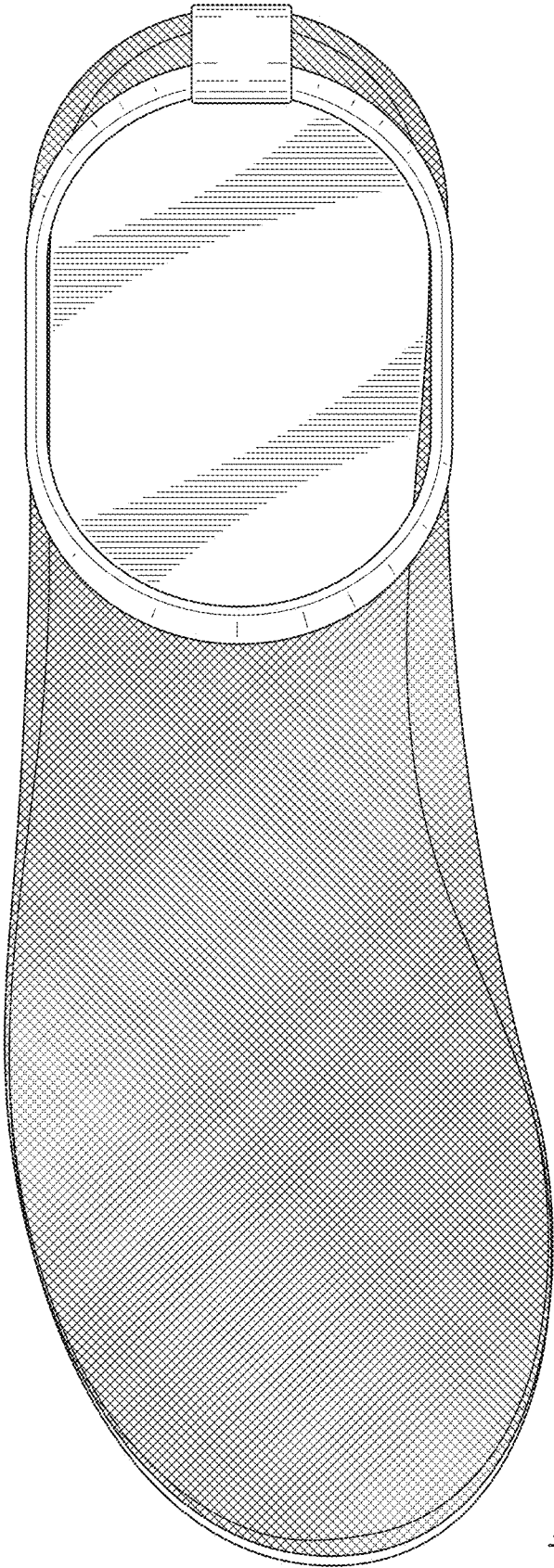


FIG. 6

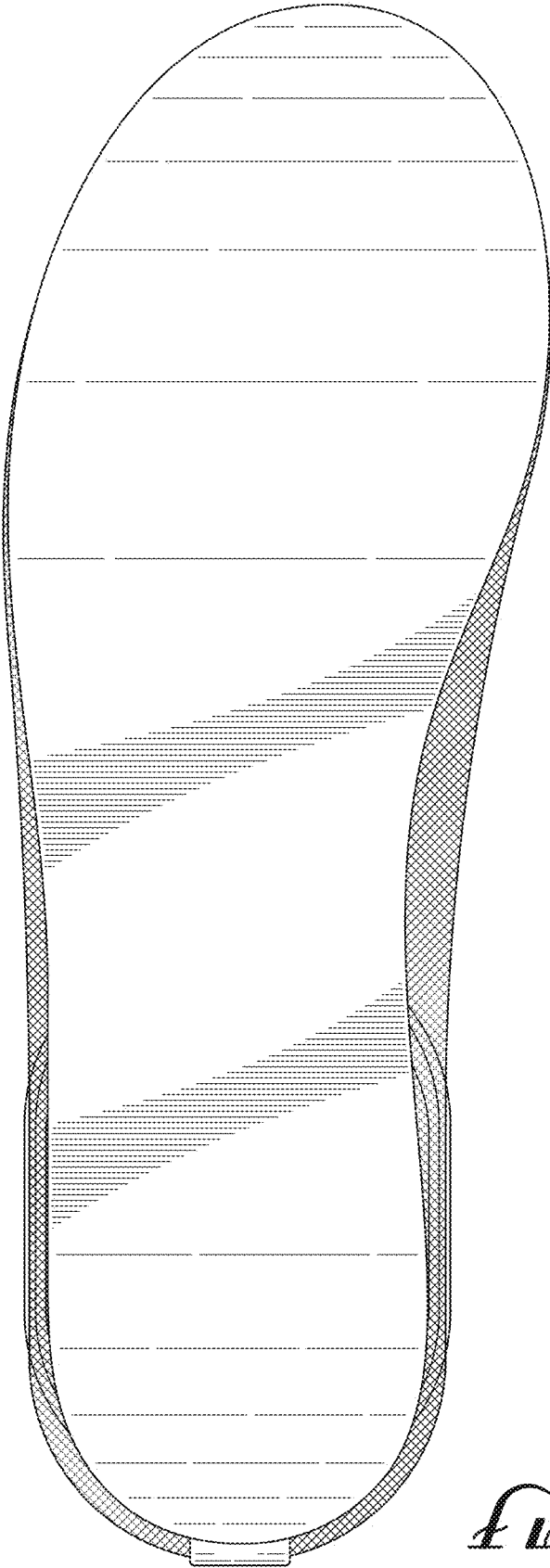


FIG. 7