



US00D562895S

(12) **United States Design Patent** (10) **Patent No.:** **US D562,895 S**
Shibata (45) **Date of Patent:** **** Feb. 26, 2008**

(54) **BALLPOINT PEN**

GB 2021235 * 8/1991
GB 2094927 * 2/2000

(75) Inventor: **Tomoaki Shibata**, Tokyo (JP)

(73) Assignee: **Pentel Kabushiki Kaisha** (JP)

(**) Term: **14 Years**

(21) Appl. No.: **29/243,652**

(22) Filed: **Nov. 29, 2005**

(30) **Foreign Application Priority Data**

Jun. 13, 2005 (JP) 2005-016995

(51) **LOC (8) CL.** **19-06**

(52) **U.S. Cl.** **D19/50**

(58) **Field of Classification Search** D19/35,
D19/36, 41-51, 54-57; 40/334; 401/52,
401/99, 100, 104-109, 192, 195, 243-247

See application file for complete search history.

(56) **References Cited**

U.S. PATENT DOCUMENTS

- D424,616 S * 5/2000 Andrews et al. D19/56
- D441,017 S * 4/2001 Gault et al. D19/50
- D476,034 S * 6/2003 Rommel D19/55
- D499,139 S * 11/2004 Oka D19/47
- D500,519 S * 1/2005 Keda D19/50
- 6,848,851 B2 * 2/2005 Yokouchi 401/6
- D538,853 S * 3/2007 Losel D19/51

FOREIGN PATENT DOCUMENTS

EP 000426531-0001 * 11/2005

OTHER PUBLICATIONS

Picture of Pentel automatic pencil, model "EnerGize Deluxe," (circled), as shown on www.pentel.com, viewed Mar. 28, 2007 (1 page).*

* cited by examiner

Primary Examiner—Elizabeth A. Albert
Assistant Examiner—Karen E Eldridge Powers
(74) *Attorney, Agent, or Firm*—Adams & Wilks

(57) **CLAIM**

The ornamental design for a ballpoint pen, as shown and described.

DESCRIPTION

FIG. 1 is a perspective view of a ballpoint pen showing my new design;

FIG. 2 is a front view thereof;

FIG. 3 is a bottom view thereof;

FIG. 4 is a rear view thereof;

FIG. 5 is a left side view thereof;

FIG. 6 is a right side view thereof;

FIG. 7 is a front view thereof with the writing tip in an extended position in a state of use; and,

FIG. 8 is a bottom view thereof in the state of use.

1 Claim, 2 Drawing Sheets

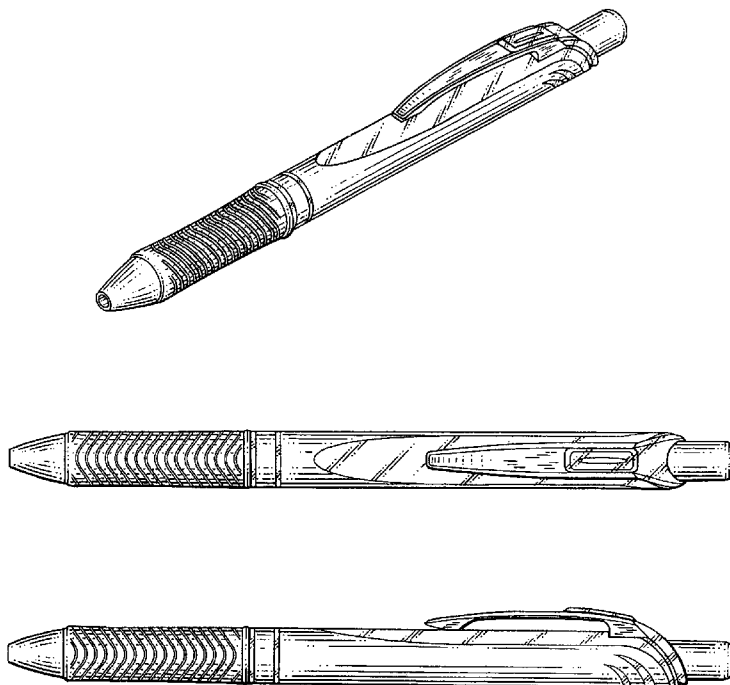


FIG. 1

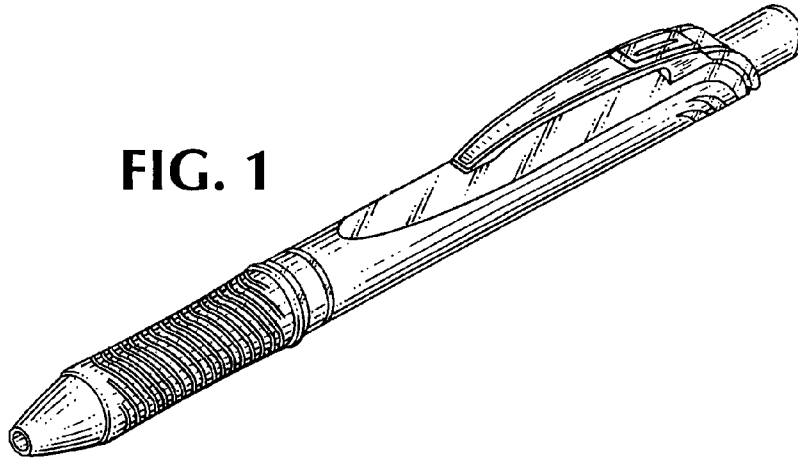


FIG. 2

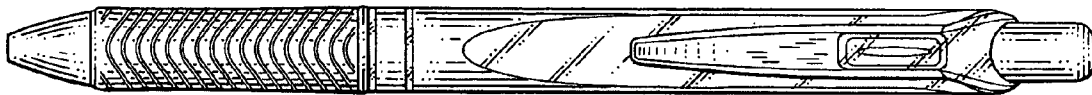


FIG. 3




FIG. 4




FIG. 5



FIG. 6



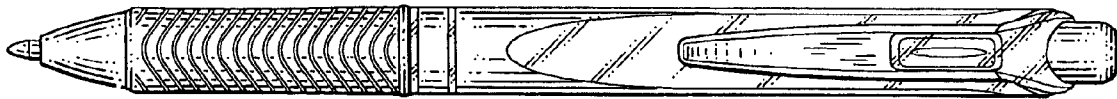


FIG. 7




FIG. 8