



US00D771978S

(12) **United States Design Patent** (10) **Patent No.:** **US D771,978 S**
McCullough, Jr. (45) **Date of Patent:** **** Nov. 22, 2016**

(54) **FOOT COVER BLANKET**
(71) Applicant: **William Thomas McCullough, Jr.**,
Rolling Hills Estates, CA (US)
(72) Inventor: **William Thomas McCullough, Jr.**,
Rolling Hills Estates, CA (US)
(**) Term: **14 Years**
(21) Appl. No.: **29/523,149**
(22) Filed: **Apr. 7, 2015**
(51) **LOC (10) Cl.** **06-09**
(52) **U.S. Cl.**
USPC **D6/603**
(58) **Field of Classification Search**
USPC D6/582-583, 587-592, 595-609,
D6/617-622; D21/803-809; D24/183;
D2/719, 731, 741
CPC A47G 9/00; A47G 2009/001; A47G
2009/002; A47G 2009/003; A47G 2009/005;
A47G 2009/006; A47G 9/02; A47G 9/0207;
A47G 9/0215; A47G 9/0223; A47G 9/023;
A47G 9/0238; A47G 9/0246; A47G 9/0253;
A47G 9/0261; A47G 9/06; A47G 9/062;
A47G 9/066; A47G 9/068; A47G 9/08;
A47G 2009/0276; A47G 9/0284; A47G
9/0292; A47G 9/04; A47G 9/10
See application file for complete search history.

5,987,667 A 11/1999 Haverly et al.
6,408,462 B1 6/2002 Moore
D465,687 S * 11/2002 Sandbeck D6/597
6,643,870 B2 11/2003 Bertrand
6,859,960 B1 * 3/2005 Jerome A47G 9/083
5/413 R
D510,195 S * 10/2005 Adams D6/608
D587,952 S * 3/2009 Skipper D6/595
D613,543 S * 4/2010 Tinker, Sr. D6/601
8,464,374 B1 6/2013 Thayer
D707,466 S * 6/2014 Lancaster D6/603
D708,870 S * 7/2014 George D6/608
D740,055 S * 10/2015 Dodda D6/608
D744,263 S * 12/2015 Quinones D2/719
D752,361 S * 3/2016 Cumby D6/601
D757,462 S * 5/2016 Mathews D6/608
2002/0129445 A1 9/2002 Deering et al.

(Continued)

OTHER PUBLICATIONS

TravelSmith; Eagle Creek Cat Nap Blanket; 3 pages; <http://www.travelsmith.com/eagle-creek-cat-nap-blanket/796671>.

(Continued)

Primary Examiner — Eric Goodman
Assistant Examiner — Jennifer L Rempfer
(74) *Attorney, Agent, or Firm* — Hankin Patent Law,
APC; Jimmy Sauz; Kevin Schraven

(57) **CLAIM**

The ornamental design for a foot cover blanket, as shown.

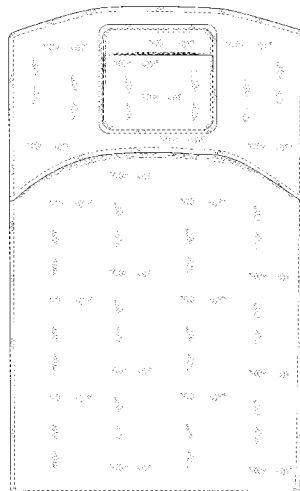
DESCRIPTION

FIG. 1 is a front elevational view of the foot cover blanket, showing my new design.
FIG. 2 is a rear elevational view thereof.
FIG. 3 is a top plan view thereof.
FIG. 4 is a bottom plan view thereof.
FIG. 5 is a right side elevational view thereof.
FIG. 6 is a left side elevational view thereof; and,
FIG. 7 is a top perspective view thereof.
The broken lines represent stitching.

1 Claim, 7 Drawing Sheets

(56) **References Cited**
U.S. PATENT DOCUMENTS

2,183,418 A 12/1939 Williams
D242,490 S * 11/1976 Belkin D6/602
D309,392 S * 7/1990 Hafvenstein D6/601
D322,532 S * 12/1991 Kumar D3/303
D341,979 S * 12/1993 Peters D6/596
5,457,829 A 10/1995 Elliott
D382,757 S * 8/1997 Vick D6/608
D385,742 S * 11/1997 Bird D6/608
5,920,931 A 7/1999 Zuehlke et al.
5,970,542 A 10/1999 Mays



(56)

References Cited

U.S. PATENT DOCUMENTS

2005/0262634	A1	12/2005	Gottlieb	
2006/0059626	A1*	3/2006	Greenleaf	A47G 9/0253 5/636
2011/0225732	A1	9/2011	Eckhardt	
2013/0180049	A1	7/2013	Hengel et al.	
2013/0189898	A1	7/2013	Abbott	
2013/0219616	A1	8/2013	Bozek	

OTHER PUBLICATIONS

Amazon; Yon Smart Blanket-Three-in-one Blanket, Pillow and Foot Warmer; 5 pages; <http://www.amazon.com/Yon-Smart-Blanket-Three-Blanket-Warmer/dp/B00MR9KAM0>.
Positively Splendid; Pillow-Blanket ("Planket") Sewing Tutorial (Swell Noel Idea #1); blog; Oct. 3, 2011; 18 pages; <http://www.positivelysplendid.com/2011/10/pillow-blanket-planket-sewingtutorial-swell-noel-idea-1.html>.

* cited by examiner

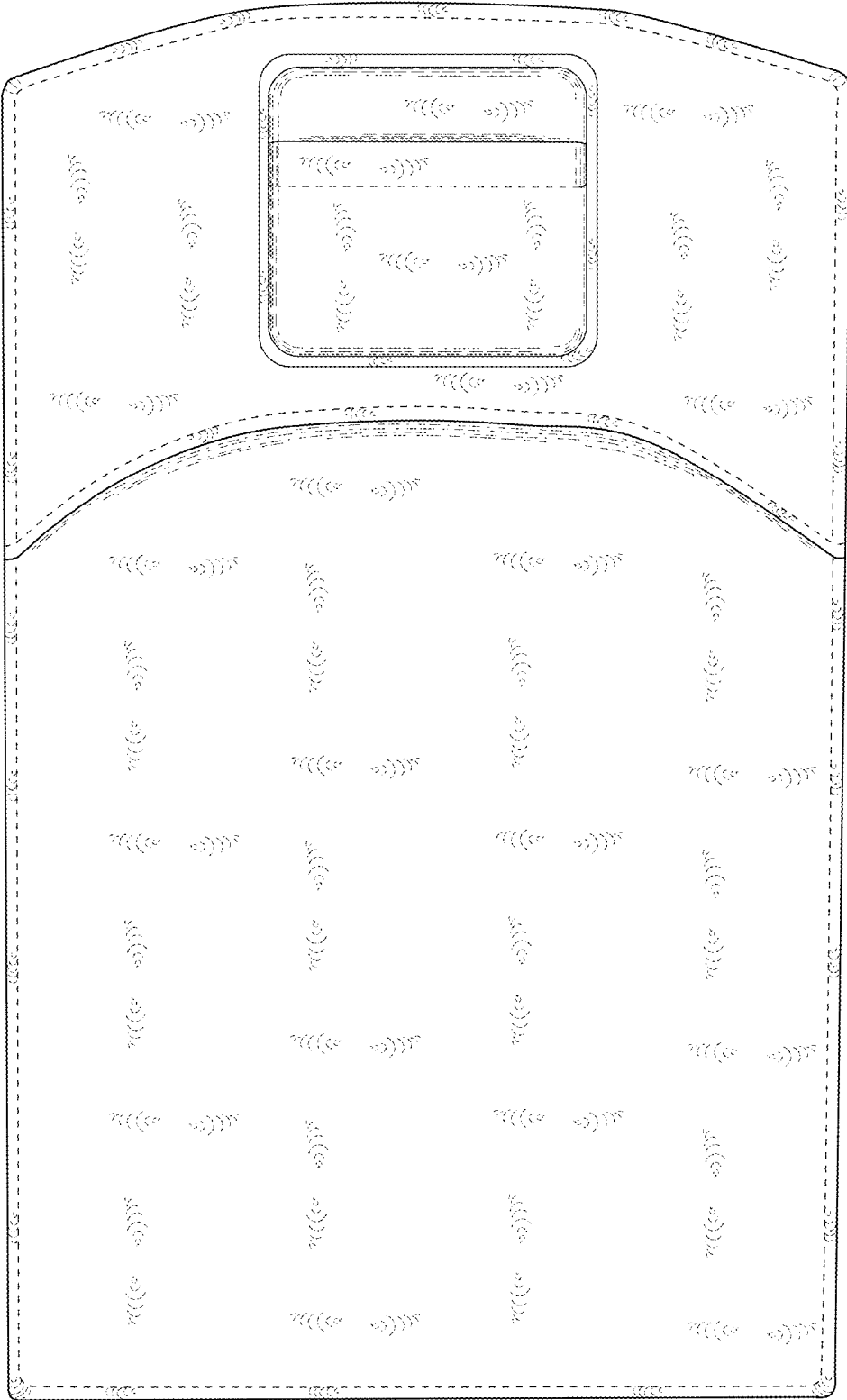


FIG. 1




FIG. 2




FIG. 3




FIG. 4



FIG. 5



FIG. 6

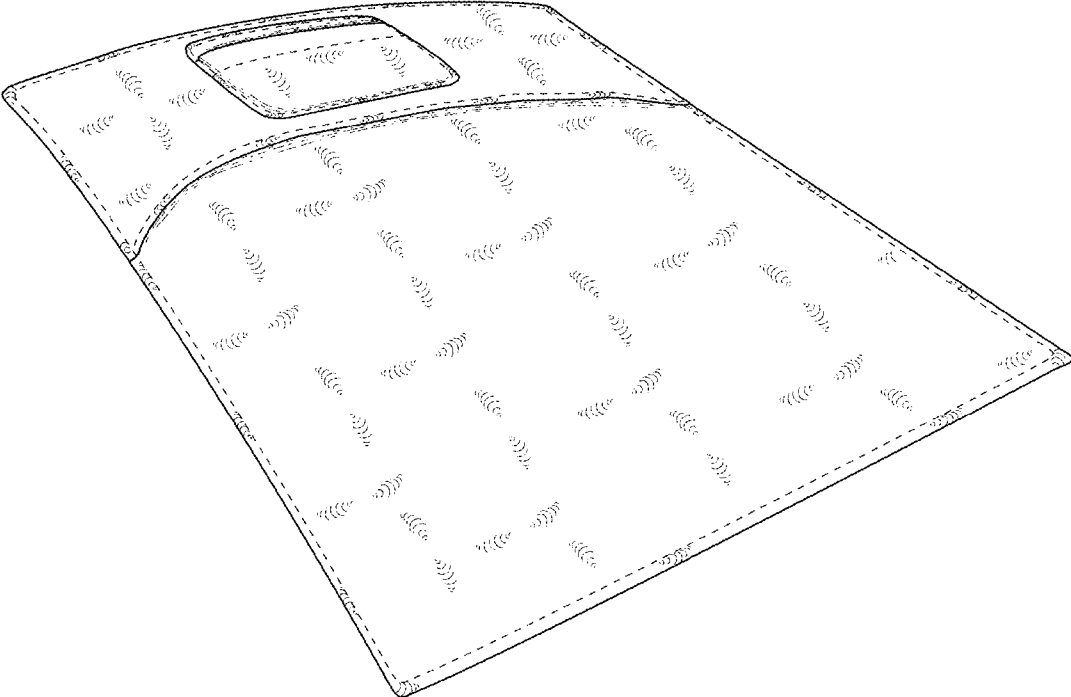


FIG. 7