



US00D581641S

(12) **United States Design Patent**  
**Bethke, Jr.**

(10) **Patent No.:** **US D581,641 S**

(45) **Date of Patent:** **\*\* Dec. 2, 2008**

- (54) **SHOE**
- (75) Inventor: **James Charles Bethke, Jr.**, Kirkwood, MO (US)
- (73) Assignee: **Elan-Polo, Inc.**, St. Louis, MO (US)
- (\*\*) Term: **14 Years**
- (21) Appl. No.: **29/298,170**
- (22) Filed: **Nov. 30, 2007**
- (51) **LOC (8) Cl.** ..... **02-04**
- (52) **U.S. Cl.** ..... **D2/957; D2/953; D2/954; D2/960**
- (58) **Field of Classification Search** ..... D62/902, D62/947, 951-954, 956-960; 36/3 B, 22 R, 36/24.5, 25 R, 28, 67 A, 59 C, 103  
See application file for complete search history.

(56) **References Cited**

**U.S. PATENT DOCUMENTS**

D90,057 S *	5/1933	Van Cleef .....	D2/949
3,416,174 A *	12/1968	Novitske .....	12/142 E
4,132,016 A *	1/1979	Vaccari .....	36/114
4,377,041 A *	3/1983	Alchermes .....	36/30 R
D301,934 S *	7/1989	Simonin .....	D2/900
D356,671 S *	3/1995	Blanchini .....	D2/957
D390,348 S *	2/1998	Meyer et al. ....	D2/957
D432,767 S *	10/2000	Fogg .....	D2/957
D433,558 S *	11/2000	Matis et al. ....	D2/959
D437,106 S *	2/2001	Cagner .....	D2/952
D440,748 S *	4/2001	Morgan .....	D2/957
D446,636 S *	8/2001	McClaskie .....	D2/957
6,560,900 B2 *	5/2003	Bray et al. ....	36/17 A
6,574,889 B2 *	6/2003	Cagner .....	36/102
6,665,961 B2 *	12/2003	Kobayashi et al. ....	36/127
D487,955 S *	4/2004	Ammon .....	D2/953

6,792,698 B2 *	9/2004	Kobayashi et al. ....	36/59 C
D501,294 S *	2/2005	Robbins et al. ....	D2/954
D507,399 S *	7/2005	White et al. ....	D2/957
D508,307 S *	8/2005	Burg et al. ....	D2/953
D509,650 S *	9/2005	Burg .....	D2/959
D515,792 S *	2/2006	McClaskie .....	D2/957
D522,729 S *	6/2006	Fogg .....	D2/972
D523,215 S *	6/2006	Drazic .....	D2/951
D532,585 S *	11/2006	McDonald .....	D2/959
D543,340 S *	5/2007	Favreau et al. ....	D2/960
D545,036 S *	6/2007	Roulo .....	D2/959
D561,438 S *	2/2008	Belley .....	D2/957
D561,440 S *	2/2008	Andersen et al. ....	D2/957
D569,593 S *	5/2008	Avar .....	D2/957
D577,883 *	10/2008	Link .....	D2/959

\* cited by examiner

*Primary Examiner*—Celia A Murphy  
(74) *Attorney, Agent, or Firm*—Dority & Manning, P.A.

(57) **CLAIM**

The ornamental design for a shoe, as shown and described.

**DESCRIPTION**

FIG. 1 is a perspective view for a shoe showing my new design;

FIG. 2 is a top plan view of thereof;

FIG. 3 is a bottom plan view thereof;

FIG. 4 is a left side elevational view thereof;


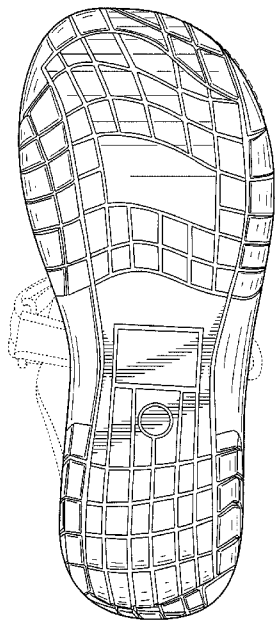
FIG. 5 is a right side elevational view thereof;

FIG. 6 is a front elevational view thereof; and,

FIG. 7 is a rear elevational view thereof.

The broken lines showing the shoe upper illustrate the portion of the design that forms no part of the claim.

**1 Claim, 5 Drawing Sheets**



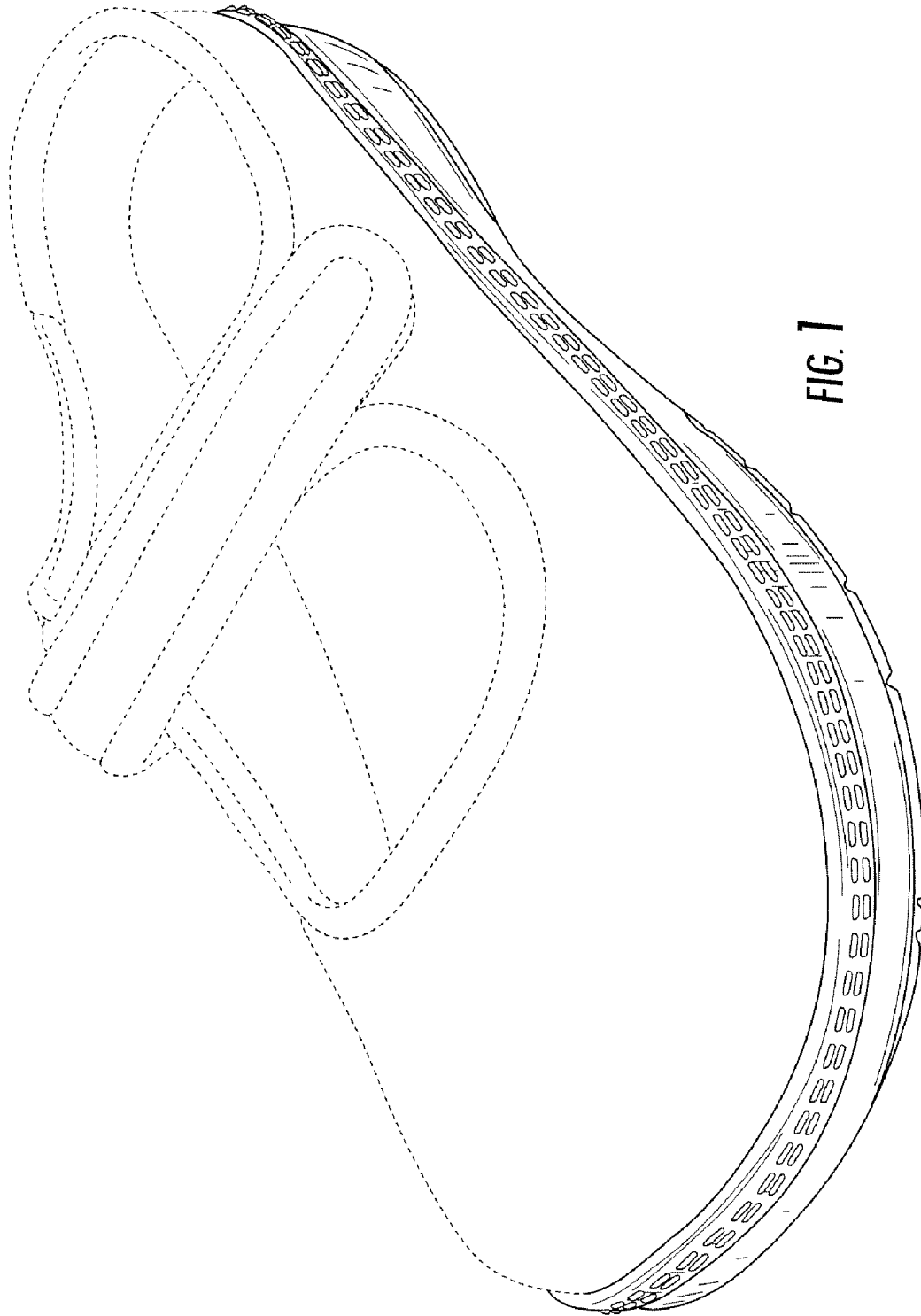


FIG. 1

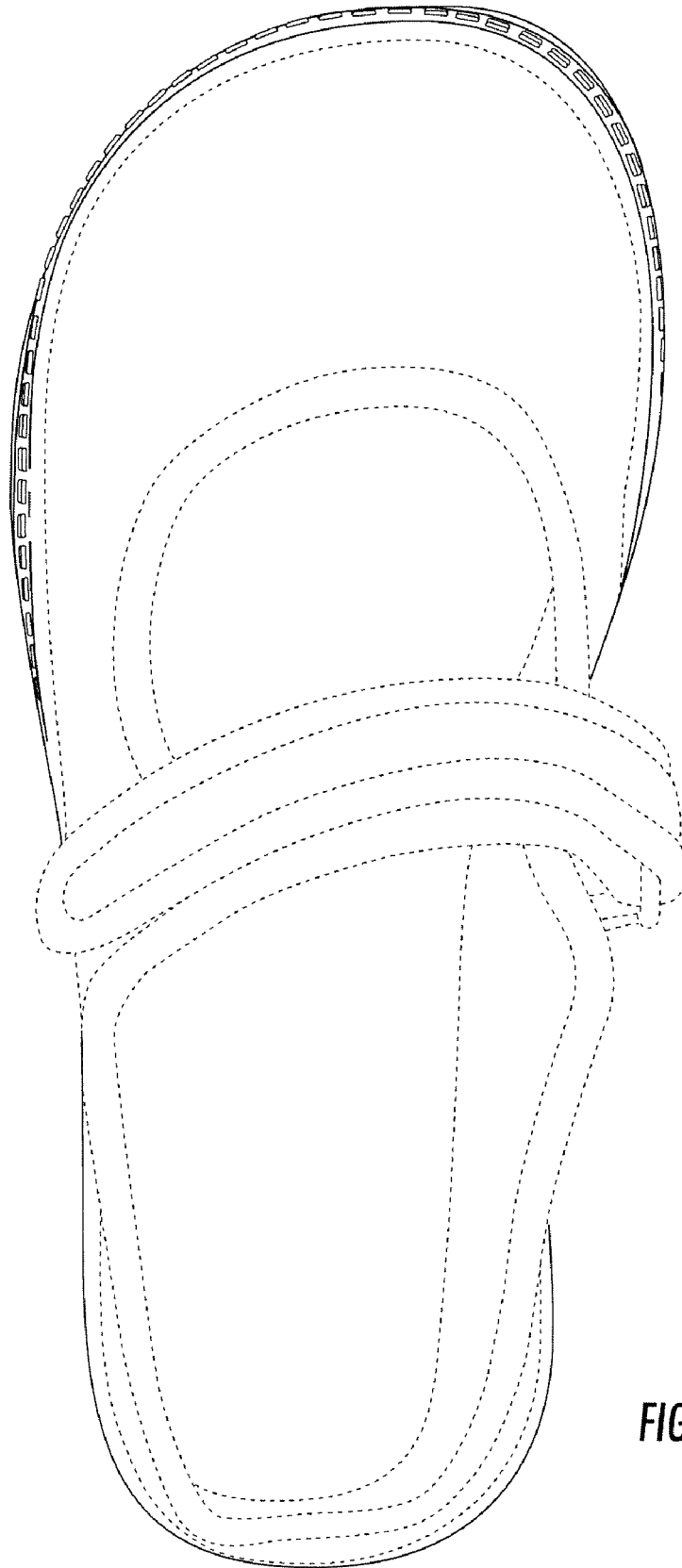


FIG. 2

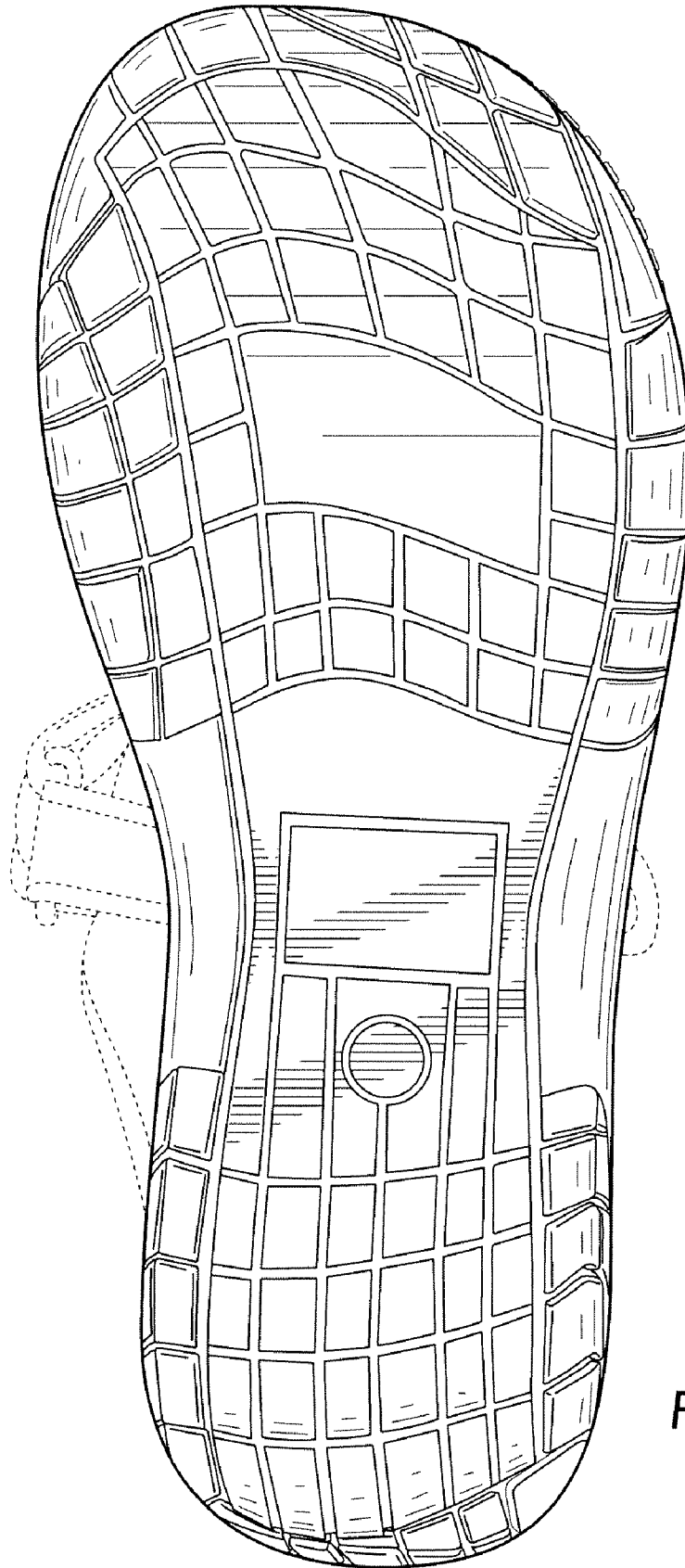


FIG. 3

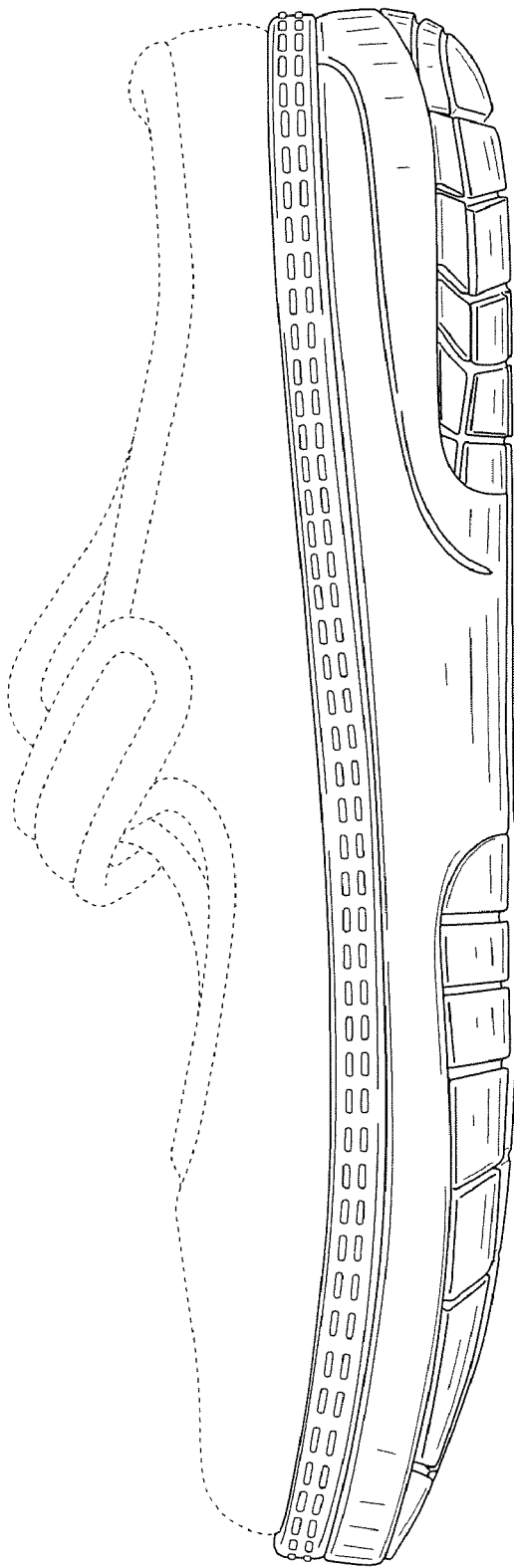


FIG. 4

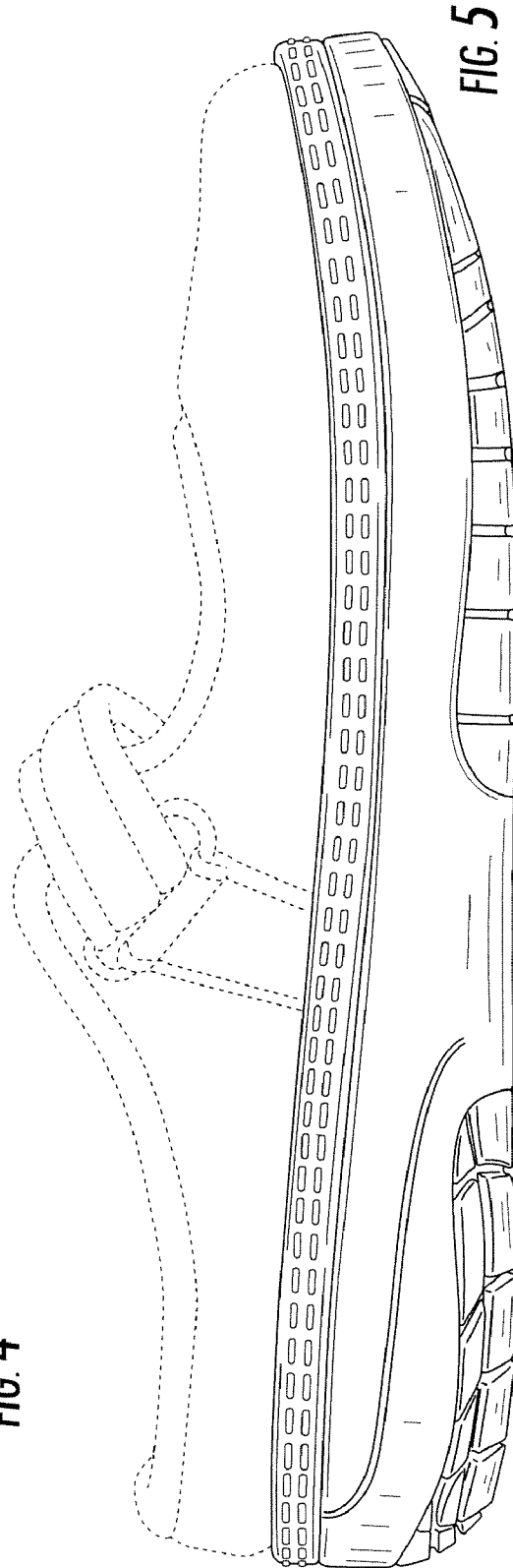


FIG. 5

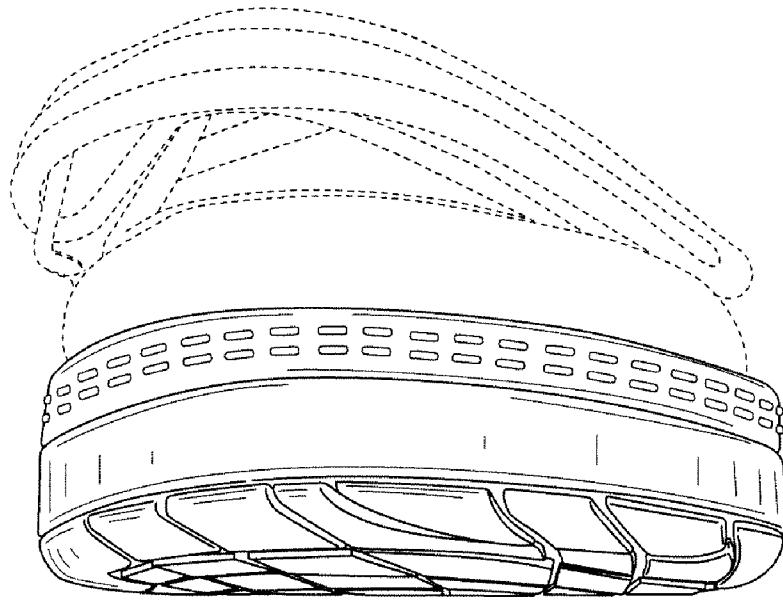


FIG. 6

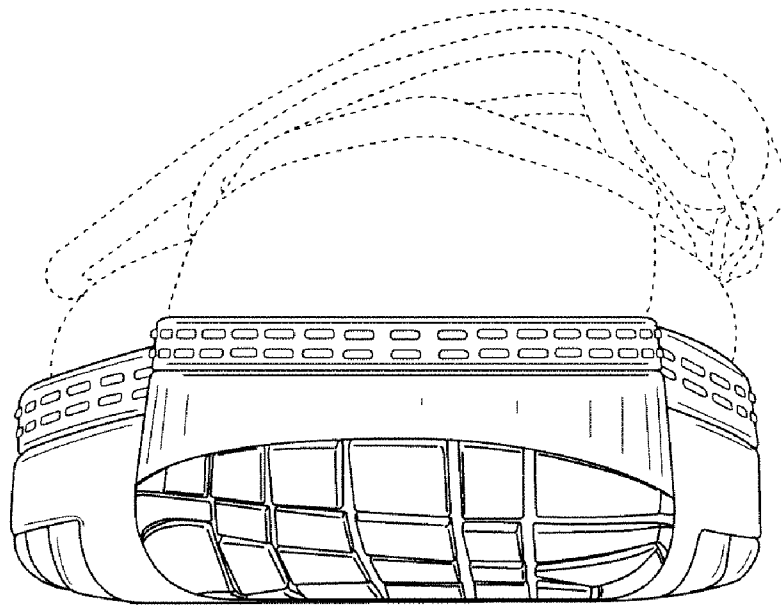


FIG. 7