



US00D820682S

(12) **United States Design Patent**
Morgan

(10) **Patent No.:** **US D820,682 S**
(45) **Date of Patent:** **** Jun. 19, 2018**

- (54) **AEROSOL DISPENSER**
- (71) Applicant: **DNE PHARMA AS**, Oslo (NO)
- (72) Inventor: **Tom Morgan**, Bergen (NO)
- (73) Assignee: **Farma Industri AS**, Oslo (NO)
- (**) Term: **15 Years**
- (21) Appl. No.: **29/622,426**
- (22) Filed: **Oct. 17, 2017**

Related U.S. Application Data

- (62) Division of application No. 35/501,441, filed on Feb. 24, 2016 (U.S. filing date under 35 U.S.C. 384), and having an international filing date of Feb. 24, 2016.
- (51) **LOC (11) Cl.** **09-01**
- (52) **U.S. Cl.**
USPC **D9/529; D9/521**
- (58) **Field of Classification Search**
USPC D9/434, 435, 444, 445, 446, 519, 521, D9/522, 529, 530, 542, 543, 549, 558, D9/574, 575, 682, 686-694, 723, 724; 229/87.01, 87.08-87.09; 426/118, 128
CPC ... A23B 7/148; A23L 3/2418; A23V 2002/00; A47G 1/001; B65D 65/04; B65D 65/14; B65D 65/22; B65D 75/08; B65D 75/322; B65D 77/08; B65D 77/225; B65D 81/3461; B65D 85/36; B65D 85/60; B65D 2101/0015; B65D 2205/00; B65D 2543/00296; B65D 2543/00694; B65D 2543/00805; B65D 2571/0066; B65D 2585/36

See application file for complete search history.

(56) **References Cited**

U.S. PATENT DOCUMENTS

D292,066	S	*	9/1987	Rodriguez Gazulla	D28/91.1
D303,927	S	*	10/1989	Weber	D8/367
D310,480	S	*	9/1990	Geiger	D9/529
D348,217	S	*	6/1994	Le Prince	D9/529
D356,828	S	*	3/1995	Harris	D19/65
D532,695	S	*	11/2006	Grant	D9/521
D558,051	S	*	12/2007	Born	D9/424
D611,351	S	*	3/2010	Mansau	D9/529
D639,664	S	*	6/2011	Thorpe	D9/521
D642,929	S	*	8/2011	Mansau	D9/686
D643,103	S	*	8/2011	Bilko	D23/366
D643,294	S	*	8/2011	Thorpe	D9/521
D726,012	S	*	4/2015	Simard	D9/521
D758,655	S	*	6/2016	Freshwater	D27/163

* cited by examiner

Primary Examiner — Keli L Hill

(74) *Attorney, Agent, or Firm* — O’Shea Getz P.C.

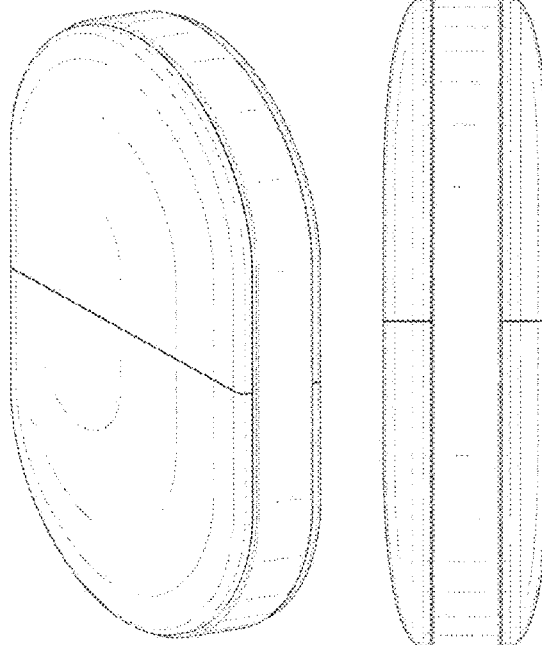
(57) **CLAIM**

The ornamental design of an aerosol dispenser, as shown and described.

DESCRIPTION

- FIG. 1 is a perspective view of an aerosol dispenser.
- FIG. 2 is a front view thereof.
- FIG. 3 is a back view thereof.
- FIG. 4 is a left view thereof.
- FIG. 5 is a right view thereof.
- FIG. 6 is a top view thereof; and,
- FIG. 7 is a bottom view thereof.

1 Claim, 7 Drawing Sheets



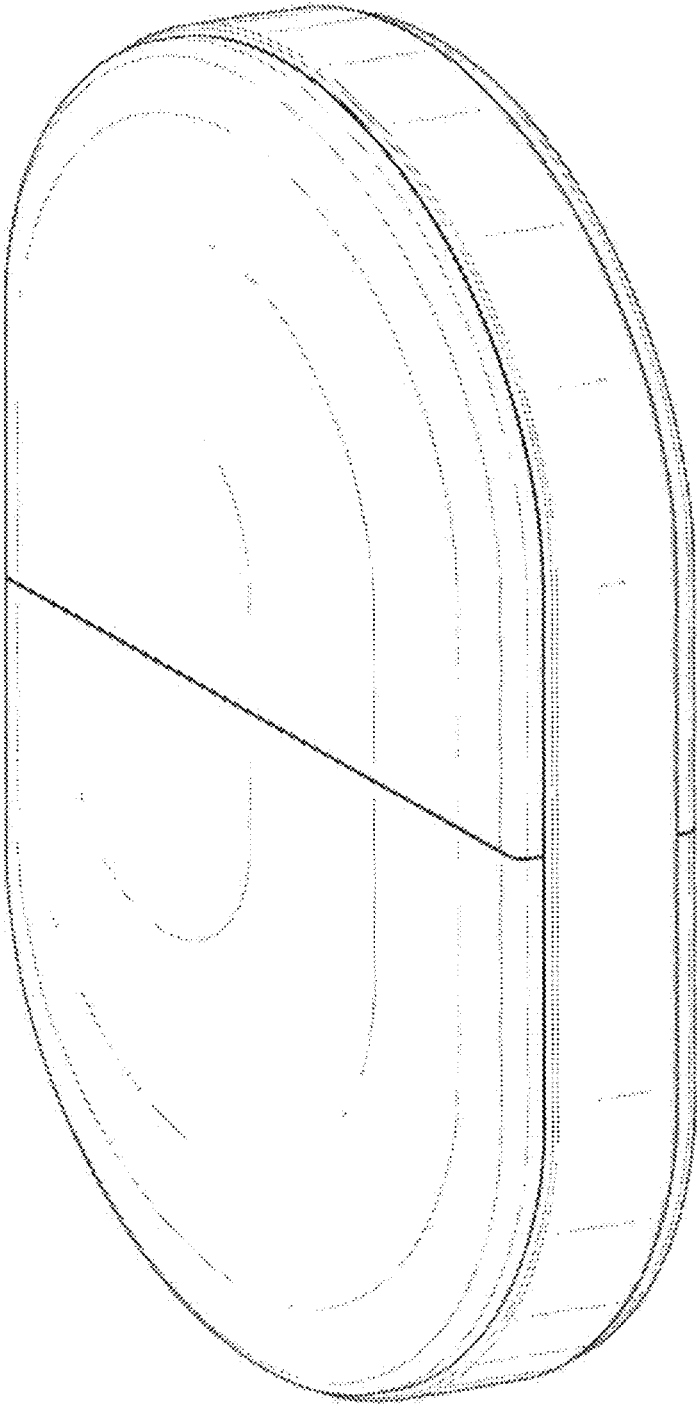


FIG. 1

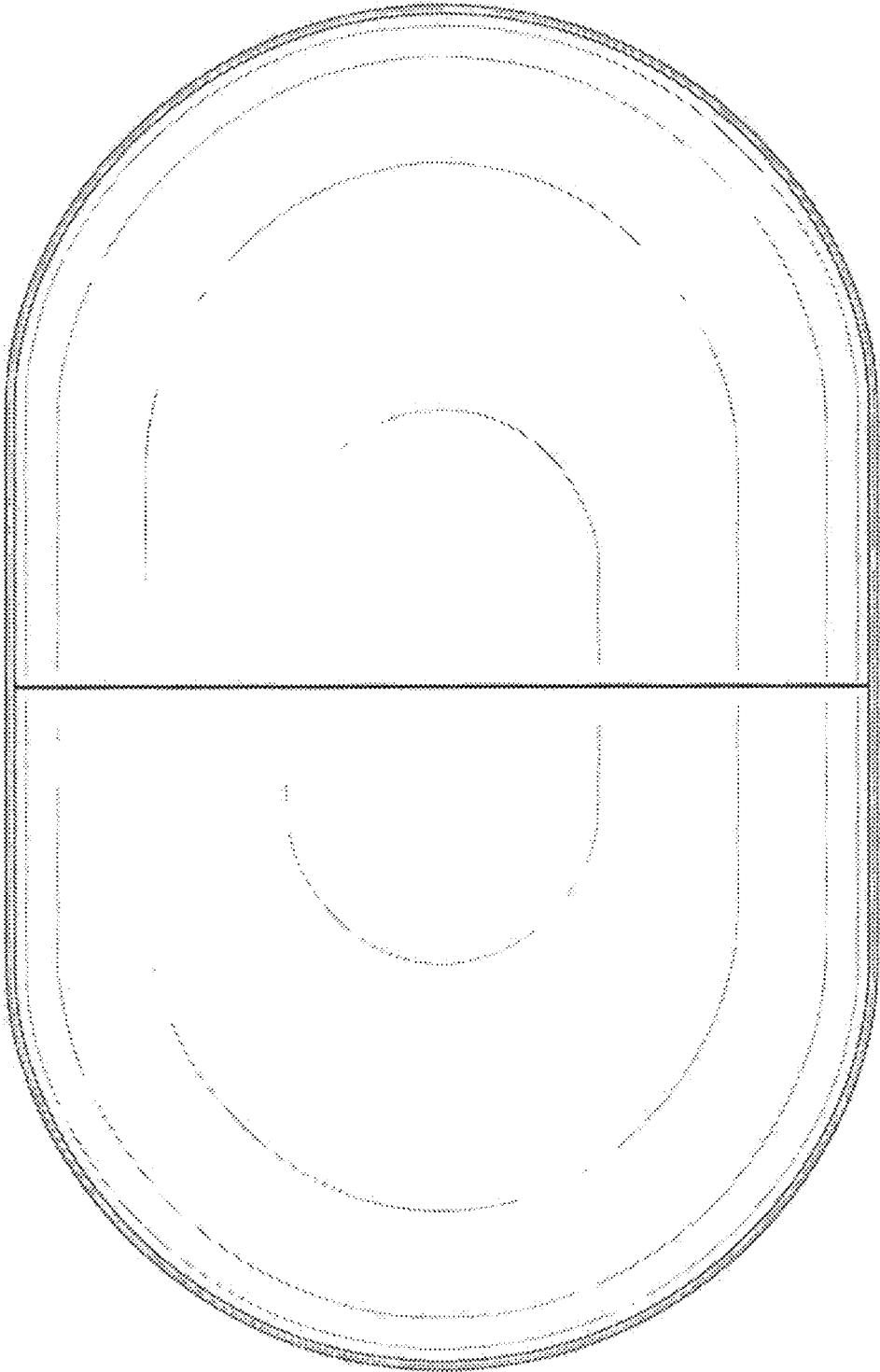


FIG. 2

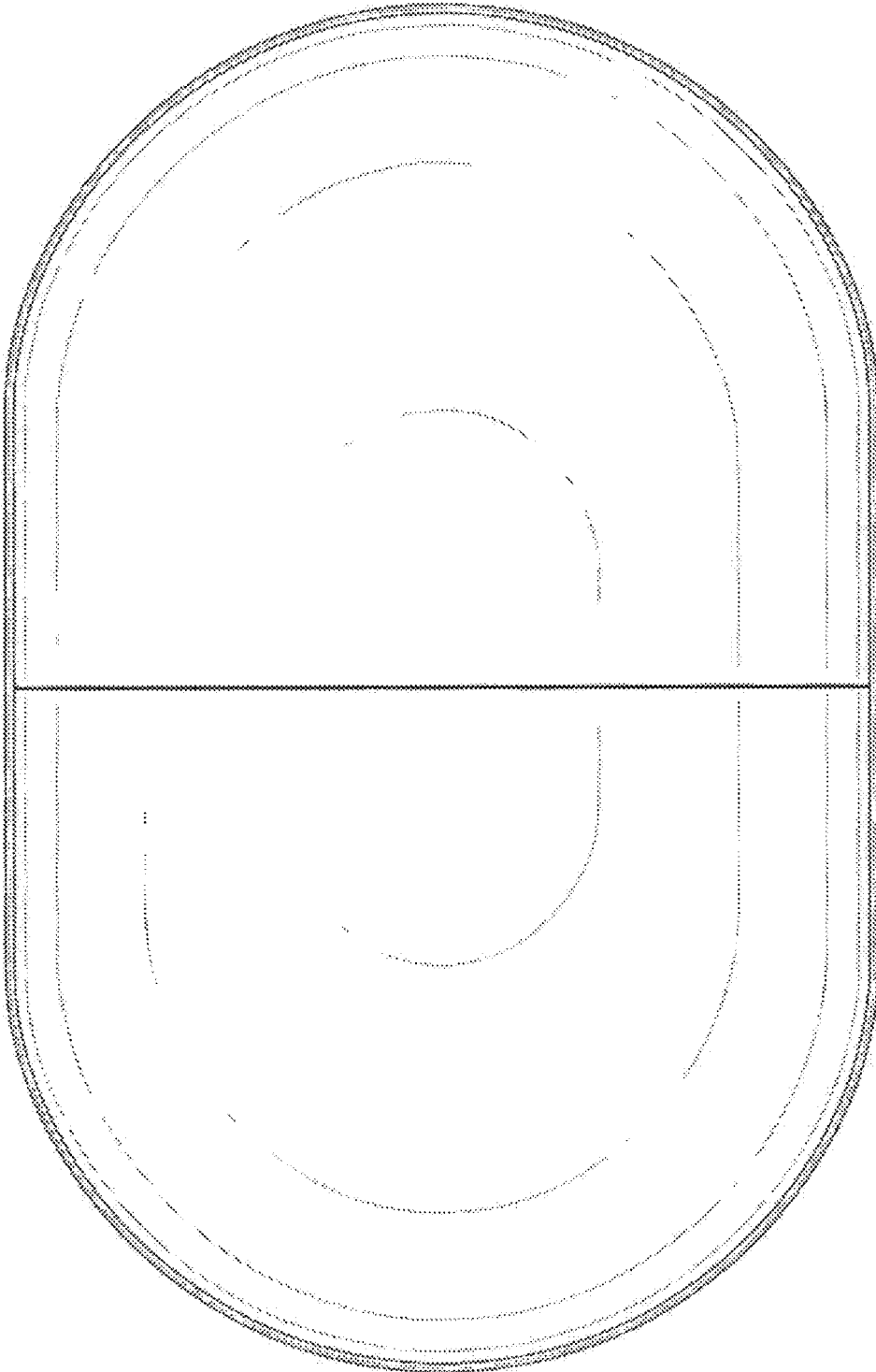


FIG. 3

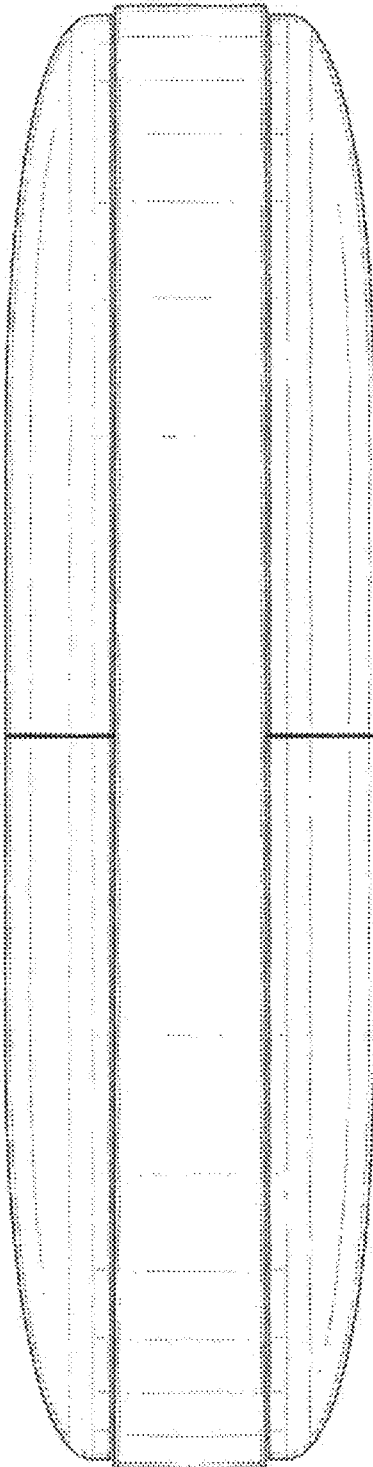


FIG. 4

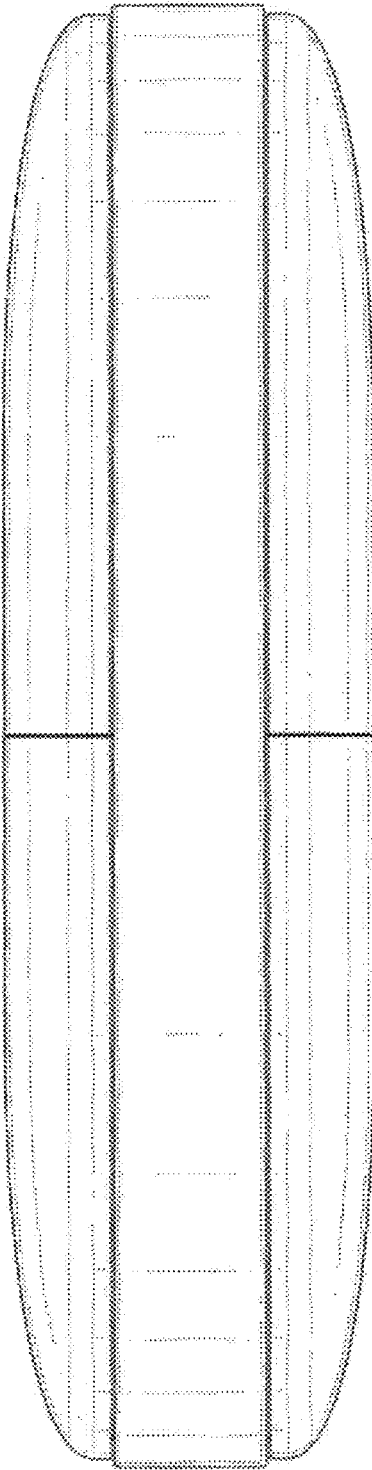


FIG. 5




FIG. 6




FIG. 7